

- [2] G. Margulies and J. N. Aubrun, "Geometric theory of single-gimbal control moment gyro systems," *J. Astronaut. Sci.*, vol. XXVI, no. 2, pp. 159–191, 1978.
- [3] R. H. Kraft, "CMG singularity avoidance in attitude control of a flexible spacecraft," in *Proc. Amer. Control Conf.*, San Francisco, CA, 1993, pp. 56–58.
- [4] B. Wie, "Singularity analysis and visualization for single-gimbal control moment gyro systems," *J. Guid., Control, Dyna.*, vol. 27, no. 2, pp. 271–282, 2004.
- [5] H. Kurokawa, "Survey of theory and steering laws of single-gimbal control moment gyros," *J. Guid., Control, Dyna.*, vol. 30, no. 5, pp. 1331–1340, 2007.
- [6] J. Paradiso, "Global steering of single gimballed control moment gyroscopes using a directed search," *J. Guid., Control, Dyna.*, vol. 15, no. 5, pp. 1237–1244, 1992.
- [7] N. S. Bedrossian, J. Paradiso, E. V. Bergmann, and D. Rowell, "Steering law design for redundant single-gimbal control moment gyroscopes," *J. Guid.*, vol. 13, no. 6, pp. 1083–1089, 1990.
- [8] M. D. Kuhns and A. A. Rodriguez, "Singularity avoidance control laws for a multiple CMG spacecraft attitude control system," in *Proc. Amer. Control Conf.*, Baltimore, MD, 1994, pp. 2892–2893.
- [9] S. R. Vadali, H.-S. Oh, and S. R. Walker, "Preferred gimbal angles for single gimbal control moment gyros," *J. Guid.*, vol. 13, no. 6, pp. 1090–1095, 1990.
- [10] H. Kurokawa, "Constrained steering law of pyramid-type control moment gyros and ground tests," *J. Guid., Control, Dyna.*, vol. 20, no. 3, pp. 445–449, 1997.
- [11] P. E. Crouch, "Spacecraft attitude control and stabilization: Applications of geometric control theory to rigid body models," *IEEE Trans. Automat. Control*, vol. AC-29, no. 4, pp. 321–331, Apr. 1984.
- [12] S. P. Bhat, "Controllability of nonlinear time-varying systems: Applications to spacecraft attitude control using magnetic actuation," *IEEE Trans. Automat. Control*, vol. 50, no. 11, pp. 1725–1735, Nov. 2005.
- [13] R. Abraham and J. E. Marsden, *Foundations of Mechanics*. Reading, MA: Addison-Wesley, 1978.
- [14] K.-Y. Lian, L.-S. Wang, and L.-C. Fu, "Global attitude representation and its Lie bracket," in *Proc. Amer. Control Conf.*, San Francisco, CA, Jun. 1993, pp. 425–429.
- [15] K.-Y. Lian, L.-S. Wang, and L.-C. Fu, "Controllability of spacecraft systems in a central gravitational field," *IEEE Trans. Automat. Control*, vol. 39, no. 12, pp. 2426–2441, Dec. 1994.
- [16] H. J. Sussmann and V. Jurdjevic, "Controllability of nonlinear systems," *J. Diff. Equat.*, vol. 12, pp. 95–116, 1972.
- [17] V. Manikonda and P. S. Krishnaprasad, "Controllability of a class of underactuated mechanical systems with symmetry," *Automatica*, vol. 38, no. 11, pp. 1837–1850, 2002.
- [18] V. I. Arnold, *Mathematical Methods of Classical Mechanics*, 2nd ed. New York: Springer-Verlag, 1989.
- [19] H. Nijmeijer and A. J. van der Schaft, *Nonlinear Dynamical Control Systems*. New York: Springer-Verlag, 1990.

Sensitivity Minimization by Strongly Stabilizing Controllers for a Class of Unstable Time-Delay Systems

Suat Gumussoy and Hitay Özbay

Abstract—Weighted sensitivity minimization is studied within the framework of strongly stabilizing (stable) \mathcal{H}^∞ controller design for a class of infinite dimensional systems. This problem has been solved by Ganesh and Pearson, [11], for finite dimensional plants using Nevanlinna-Pick interpolation. We extend their technique to a class of unstable time delay systems. Moreover, we illustrate suboptimal solutions, and their robust implementation.

Index Terms— \mathcal{H}^∞ -control, sensitivity minimization, strong stabilization, time-delay.

I. INTRODUCTION

IN this note the sensitivity minimization problem for a class of infinite dimensional systems is studied. The goal is to minimize the \mathcal{H}^∞ norm of the weighted sensitivity by using stable controllers from the set of all stabilizing controllers for the given plant. This problem is a special case of strongly stabilizing (i.e. stable) controller design studied earlier, see for example [3]–[6], [14], [18], [19], [21], [24]–[27], [31], [33], [34], and their references for different versions of the problem. The methods in [2], [11] give optimal (sensitivity minimizing) stable \mathcal{H}^∞ controllers for finite dimensional SISO plants. Other methods provide sufficient conditions to find stable suboptimal \mathcal{H}^∞ controllers. As far as infinite dimensional systems are concerned, [13], [29] considered systems with time delays.

In this technical note, the method of [11] is generalized for a class of time-delay systems. The plants we consider may have infinitely many right half plane poles. Optimal and suboptimal stable \mathcal{H}^∞ controllers are obtained for the weighted sensitivity minimization problem using the Nevanlinna-Pick interpolation.

It has been observed that (see e.g. [11], [16]) the Nevanlinna-Pick interpolation approach used in these papers lead to stable controllers with "essential singularity" at infinity. This means that the controller is non-causal, i.e. it contains a time advance, as seen in the examples. In this note, by putting a norm bound condition on the inverse of the weighted sensitivity we obtain causal suboptimal controllers using the same interpolation approach. This extra condition also gives an upper bound on the \mathcal{H}^∞ norm of the stable controller to be designed. Another method for causal suboptimal controller design is a rational proper function search in the set of all suboptimal interpolating functions. This method is also illustrated with an example.

The problem studied in the paper is defined in Section II. Construction procedure for optimal strongly stabilizing \mathcal{H}^∞ controller is given in Section III. Derivation of causal suboptimal controllers is presented in Section IV. In Section V we give an example illustrating the methods

Manuscript received April 12, 2007; revised April 07, 2008. Current version published March 11, 2009. This work was supported in part by TÜBİTAK under Grant EEEAG-105E156. Recommended by Associate Editor G. Feng.

S. Gumussoy is with The MathWorks Inc., Natick, MA, 01760 USA (e-mail: suat.gumussoy@mathworks.com).

H. Özbay is with the Department of Electrical and Electronics Engineering, Bilkent University, Ankara TR-06800, Turkey (e-mail: hitay@bilkent.edu.tr).

Color versions of one or more of the figures in this technical note are available online at <http://ieeexplore.ieee.org>.

Digital Object Identifier 10.1109/TAC.2008.2008346

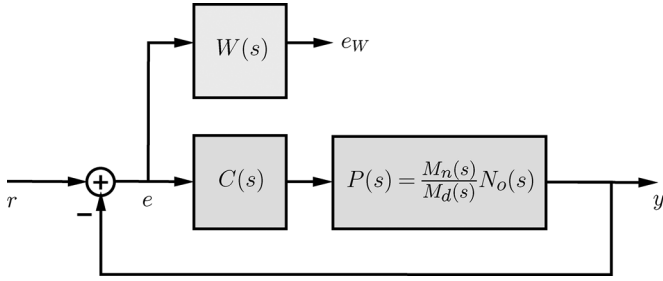


Fig. 1. Standard feedback system.

proposed here for unstable time delay systems. Concluding remarks are made in Section VI.

II. PROBLEM DEFINITION

Consider the standard unity feedback system with single-input-single-output plant P and controller C in Fig. 1. The sensitivity function for this feedback system is $S = (1 + PC)^{-1}$. We say that the controller stabilizes the plant if S, CS and PS are in \mathcal{H}^∞ . The set of all stabilizing controllers for a given plant P is denoted by $\mathcal{S}(P)$, and we define $\mathcal{S}_\infty(P) = \mathcal{S}(P) \cap \mathcal{H}^\infty$ as the set of all strongly stabilizing controllers.

For a given minimum phase filter $W(s)$ the classical weighted sensitivity minimization problem (WSM) is to find

$$\gamma_o = \sup_{\substack{r \in \mathcal{L}_2 \\ r \neq 0}} \frac{\|e_w\|_2}{\|r\|_2} = \inf_{C \in \mathcal{S}(P)} \|W(1 + PC)^{-1}\|_\infty. \quad (1)$$

When we restrict the controller to the set $\mathcal{S}_\infty(P)$ we have the problem of weighted sensitivity minimization by a stable controller (WSMSC): in this case the goal is to find

$$\gamma_{ss} = \inf_{C \in \mathcal{S}_\infty(P)} \|W(1 + PC)^{-1}\|_\infty \quad (2)$$

and the optimal controller $C_{ss, \text{opt}} \in \mathcal{S}_\infty(P)$.

Transfer functions of the plants to be considered here are in the form

$$P(s) = \frac{M_n(s)}{M_d(s)} N_o(s) \quad (3)$$

where M_n, M_d are inner and N_o is outer. We will assume that M_n is rational (finite Blaschke product), but M_d and N_o can be infinite dimensional. The relative degree of N_o is assumed to be an integer $n_o \in \mathbb{N}$, i.e., we consider plants for which the decay rate of $20 \log(|N_o(j\omega)|)$, as $\omega \rightarrow \infty$, is $-20n_o$ dB per decade, for some non-negative integer n_o .

A typical example of such plants is retarded or neutral time delay system written in the form

$$P(s) = \frac{R(s)}{T(s)} = \frac{\sum_{i=1}^{n_r} R_i(s) e^{-h_i s}}{\sum_{j=1}^{n_t} T_j(s) e^{-\tau_j s}} \quad (4)$$

where

- (i) R_i and T_j are stable, proper, finite dimensional transfer functions, for $i = 1, \dots, n_r$, and $j = 1, \dots, n_t$;
- (ii) R and T have no imaginary axis zeros, but they may have finitely many zeros in \mathbb{C}_+ ; moreover, T is allowed to have infinitely many zeros in \mathbb{C}_+ , see below cases (ii.a) and (ii.b);
- (iii) time delays, h_i and τ_j are rational numbers such that $0 = h_1 < h_2 < \dots < h_{n_r}$, and $0 = \tau_1 < \tau_2 < \dots < \tau_{n_t}$.

In [15] it has been shown that under the conditions given above the time delay system (4) can be put into general form (3). In order to do this, define the conjugate of $T(s)$ as $\bar{T}(s) := e^{-\tau_{n_t} s} T(-s) M_C(s)$

where M_C is inner, finite dimensional whose poles are poles of T . For notational convenience, we say that T is an F -system (respectively, I -system) if T (respectively, \bar{T}) has finitely many zeros in \mathbb{C}_+ ; (note that when T is an I -system the plant has infinitely many poles in \mathbb{C}_+). The plant factorization can be done as follows for two different cases:

Case (ii.a): When R is an F -system and T is an I -system:

$$M_n = M_R, \quad M_d = M_{\bar{T}} \frac{T}{\bar{T}}, \quad N_o = \frac{R}{M_R} \frac{M_{\bar{T}}}{\bar{T}} \quad (5)$$

Case (ii.b): When R and T are both F -systems:

$$M_n = M_R, \quad M_d = M_T, \quad N_o = \frac{R}{M_R} \frac{M_T}{T} \quad (6)$$

The inner functions, M_R, M_T and $M_{\bar{T}}$, are defined in such a way that their zeros are \mathbb{C}_+ zeros of R, T and \bar{T} , respectively. By assumption (ii), R, T (case (ii.b)) and \bar{T} (case (ii.a)) have finitely many zeros in \mathbb{C}_+ , so, the inner functions, M_R, M_T and $M_{\bar{T}}$ are finite dimensional.

Example: Consider a plant with infinitely many poles in \mathbb{C}_+ (this corresponds to case (ii.a) where R and T are F -system and I -system respectively; clearly, the plant factorization in case (ii.b) is much easier):

$$\begin{aligned} P_{FI}(s) &= \frac{(s+1) + 4e^{-3s}}{(s+1) + 2(s-1)e^{-2s}} \\ &= \frac{R(s)}{T(s)} = \frac{1e^{-0s} + \left(\frac{4}{s+1}\right)e^{-3s}}{1e^{-0s} + \left(\frac{2s-2}{s+1}\right)e^{-2s}}. \end{aligned} \quad (7)$$

It can be shown that R has only two \mathbb{C}_+ zeros at $s_{1,2} \approx 0.3125 \pm j0.8548$. Also, T has infinitely many \mathbb{C}_+ zeros converging to $\ln \sqrt{2} \pm j(k + (1/2))\pi$ as $k \rightarrow \infty$. In this case relative degree is $n_o = 0$, and the plant can be re-written as (3) with $\bar{T}(s) = e^{-2s} T(-s)(s-1/s+1) = 2 + (s-1/s+1)e^{-2s}$,

$$\begin{aligned} M_n(s) &= \frac{(s-s_1)(s-s_2)}{(s+s_1)(s+s_2)}, & M_d(s) &= \frac{T(s)}{\bar{T}(s)} \\ N_o(s) &= \frac{R(s)}{M_n(s)} \frac{1}{\bar{T}(s)}. \end{aligned} \quad (8)$$

III. OPTIMAL WEIGHTED SENSITIVITY

In this section we illustrate how the Nevanlinna-Pick approach proposed in [11] extends to the classes of plants in the form (4). We will also see that the optimal solution in this approach leads to a non-causal optimal controller. In the next section we will modify the interpolation problem to solve this problem.

First, in order to eliminate a technical issue, which is not essential in the weighted sensitivity minimization, we will replace the outer part, N_o , of the plant with

$$N_\varepsilon(s) = N_o(s)(1 + \varepsilon s)^{n_o}$$

where $\varepsilon > 0$ and $\varepsilon \rightarrow 0$. This makes sure that the plant does not have a zero at $+\infty$, and hence we do not have to deal with interpolation conditions at infinity. See [8], [10] for more discussion on this issue and justification of approximate inversion of the outer part of the plant in weighted sensitivity minimization problems.

Now, let s_1, \dots, s_n be the zeros of $M_n(s)$ in \mathbb{C}_+ . Then, WSMSC problem can be solved by finding a function $F(s)$ satisfying three conditions (see e.g. [7], [11], [31])

- (F1) $F \in \mathcal{H}^\infty$ and $\|F\|_\infty \leq 1$;
- (F2) F satisfies interpolation conditions (9);
- (F3) F is a unit in \mathcal{H}^∞ , i.e. $F, F^{-1} \in \mathcal{H}^\infty$;

$$F(s_i) = \frac{W(s_i)}{\gamma M_d(s_i)} =: \frac{\omega_i}{\gamma}, \quad i = 1, \dots, n. \quad (9)$$

Once such an F is constructed, the controller

$$C_\gamma(s) = \frac{W(s) - \gamma M_d(s)F(s)}{\gamma M_n(s)F(s)} N_\varepsilon(s)^{-1} \quad (10)$$

is in $\mathcal{S}_\infty(P)$ and it leads to $\|W(1+PC)^{-1}\|_\infty \leq \gamma$. Therefore, γ_{ss} is the smallest γ for which there exists $F(s)$ satisfying F1, F2 and F3. It is also important to note that the controller (10) is the solution of the unrestricted weighted sensitivity minimization (WSM) problem, defined by (1), when $F(s)$ satisfies F1 and F2 for the smallest possible $\gamma > 0$; in this case, since F3 may be violated, the controller may be unstable.

The problem of constructing $F(s)$ satisfying F1–F3 has been solved by using the Nevanlinna-Pick interpolation as follows. First define

$$G(s) = -\ln F(s), \quad F(s) = e^{-G(s)}. \quad (11)$$

Now, we want to find an analytic function $G : \mathbb{C}_+ \rightarrow \mathbb{C}_+$ such that

$$G(s_i) = -\ln \omega_i + \ln \gamma - j2\pi\ell_i =: \nu_i, \quad i = 1, \dots, n \quad (12)$$

where ℓ_i is a free integer due to non-unique phase of the complex logarithm. Note that when $\|F\|_\infty \leq 1$ the function G has a positive real part hence it maps \mathbb{C}_+ into \mathbb{C}_+ . Let \mathbb{D} denotes the open unit disc, and transform the problem data from \mathbb{C}_+ to \mathbb{D} by using a one-to-one conformal map $z = \phi(s)$. The transformed interpolation conditions are

$$f(z_i) = \frac{\omega_i}{\gamma}, \quad i = 1, \dots, n \quad (13)$$

where $z_i = \phi(s_i)$ and $f(z) = F(\phi^{-1}(z))$. The transformed interpolation problem is to find a unit with $\|f\|_\infty \leq 1$ such that interpolation conditions (13) are satisfied. By the transformation $g(z) = -\ln f(z)$, the interpolation problem can be written as,

$$g(z_i) = \nu_i, \quad i = 1, \dots, n. \quad (14)$$

Define $\phi(\nu_i) =: \zeta_i$. If we can find an analytic function $\tilde{g} : \mathbb{D} \rightarrow \mathbb{D}$, satisfying

$$\tilde{g}(z_i) = \zeta_i \quad i = 1, \dots, n \quad (15)$$

then the desired $g(z)$, hence $f(z)$ and $F(s)$ can be constructed from $g(z) = \phi^{-1}(\tilde{g}(z))$. The problem of finding such \tilde{g} is the well-known Nevanlinna-Pick problem, [9], [20], [32]. The condition for the existence of an appropriate g can be given directly: there exists such an analytic function $g : \mathbb{D} \rightarrow \mathbb{C}_+$ if and only if the Pick matrix \mathcal{P} ,

$$\mathcal{P}(\gamma, \{\ell_i, \ell_k\})_{i,k} = \left[\frac{2\ln \gamma - \ln \omega_i - \ln \bar{\omega}_k + j2\pi\ell_{k,i}}{1 - z_i \bar{z}_k} \right] \quad (16)$$

is positive semi-definite, where $\ell_{k,i} = \ell_k - \ell_i$ are free integers. In [11], it is mentioned that the possible integer sets $\{\ell_i, \ell_k\}$ are finite and there exists a minimum value, γ_{ss} , such that $\mathcal{P}(\gamma_{ss}, \{\ell_i, \ell_k\}) \geq 0$.

The Nevanlinna-Pick problem posed above can be solved as outlined in [9], [20], [32]. As noted in [11], [16] and we illustrate with an example in Section V, generally, as γ decreases to γ_{ss} the function $G(s)$ satisfies

$$G(s) \rightarrow k_\gamma s, \quad \text{where } k_\gamma \in \mathbb{R}_+ \text{ as } s \rightarrow \infty.$$

Therefore, in the optimal case $F(s)$ has an essential singularity at infinity, i.e., $\lim_{s \rightarrow \infty} |F(s)| = 0$, thus F^{-1} is not bounded in \mathbb{C}_+ , i.e., $F^{-1} \notin \mathcal{H}^\infty$. Clearly, this violates one of the design conditions and leads to a non-causal controller (10), which typically contains a time

advance. In the next section to circumvent this problem we propose to put an \mathcal{H}^∞ norm bound on F^{-1} .

Suboptimal solution of weighted sensitivity minimization (2) by stable controller is similar to the optimal case. The suboptimal controller can be represented as in (10) where $\gamma > \gamma_{ss}$. The controller synthesis problem can be reduced into calculation of interpolation function $F(s)$ satisfying the conditions F1, F2 and F3. By similar approach used in optimal case, the conditions are satisfied if \tilde{g} is calculated satisfying the interpolation conditions (15). This is well-known suboptimal Nevanlinna-Pick problem and the parametrization of the solution for suboptimal case is given in [9]. After the parametrization is calculated, the controller parametrization (10) can be obtained by back-transformations as explained above.

IV. MODIFIED INTERPOLATION PROBLEM

The controller (10) gives the following weighted sensitivity

$$W(s)(1+P(s)C_\gamma(s))^{-1} = \gamma M_d(s)F(s) \quad (17)$$

where $F, F^{-1} \in \mathcal{H}^\infty$, $\|F\|_\infty \leq 1$ and (9) hold. Since one of the conditions on F is to have $F^{-1} \in \mathcal{H}^\infty$ it is natural to consider a norm bound

$$\|F^{-1}\|_\infty \leq \rho \quad (18)$$

for some fixed $\rho > 1$. This also puts a bound on the \mathcal{H}^∞ norm of the controller; more precisely,

$$\|C_\gamma\|_\infty \leq \|N_o\|_\infty^{-1} \left(1 + \frac{\rho}{\gamma} \|W\|_\infty \right). \quad (19)$$

Recall that we are looking for an F in the form $F(s) = e^{-G(s)}$, for some analytic $G : \mathbb{C}_+ \rightarrow \mathbb{C}_+$ satisfying $G(s_i) = \nu_i$, $i = 1, \dots, n$. In this case we will have $|F(s)| = |e^{-\text{Re}(G(s))}| \leq 1$ for all $s \in \mathbb{C}_+$. On the other hand, $F^{-1}(s) = e^{G(s)}$. Thus, in order to satisfy (18), G should have a bounded real part, namely

$$0 < \text{Re}(G(s)) < \ln(\rho) =: \sigma_o \quad (20)$$

Accordingly, define $\mathbb{C}_+^{\sigma_o} := \{s \in \mathbb{C}_+ : 0 < \text{Re}(s) < \sigma_o\}$. Then, the analytic function G we construct should take \mathbb{C}_+ into $\mathbb{C}_+^{\sigma_o}$. Note from (12) that in order for this modified problem to make sense γ and ρ should satisfy the following inequality so that we have a feasible interpolation data, i.e. $\nu_i \in \mathbb{C}_+^{\sigma_o}$,

$$\max\{|\omega_1|, \dots, |\omega_n|\} < \gamma < \rho + \max\{|\omega_1|, \dots, |\omega_n|\}. \quad (21)$$

Now take a conformal map $\psi : \mathbb{C}_+^{\sigma_o} \rightarrow \mathbb{D}$, and set $\zeta_i := \psi(\nu_i)$, $z_i = \phi(s_i)$, where as before ϕ is a conformal map from \mathbb{C}_+ to \mathbb{D} . Then, the problem is again transformed to a Nevanlinna-Pick interpolation: find an analytic function $\tilde{g} : \mathbb{D} \rightarrow \mathbb{D}$ such that $\tilde{g}(z_i) = \zeta_i$, $i = 1, \dots, n$. Once \tilde{g} is obtained, the function G is determined as $G(s) = \psi^{-1}(\tilde{g}(\phi(s)))$. Typically, we take $\phi(s) = (s - 1/s + 1)$

$$\begin{aligned} \phi^{-1}(z) &= \frac{1+z}{1-z} \\ \psi(\nu) &= \frac{je^{-j\pi\nu/\sigma_o} - 1}{je^{-j\pi\nu/\sigma_o} + 1} \\ \psi^{-1}(\zeta) &= \frac{\sigma_o}{\pi} \left(\frac{\pi}{2} + j \ln \left(\frac{1+\zeta}{1-\zeta} \right) \right) \end{aligned} \quad (22)$$

see e.g. [23]. Interpolating functions defined above are illustrated by Fig. 2.

It is interesting to note that in this modified problem γ_{ss} (smallest γ for which a feasible \tilde{g} exists) depends on ρ , so we write $\gamma_{ss,\rho}$. As ρ

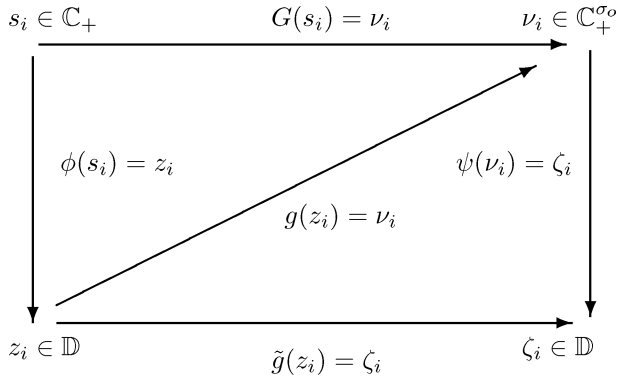
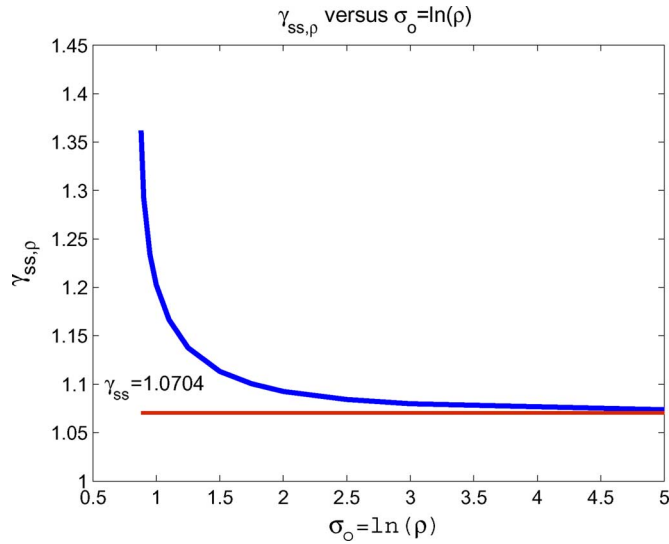


Fig. 2. Interpolating functions and conformal maps.


 Fig. 3. $\gamma_{ss,\rho}$ versus $\rho = e^{\sigma_o}$.

decreases, $\gamma_{ss,\rho}$ will increase; and as $\rho \rightarrow \infty$, $\gamma_{ss,\rho}$ will converge to γ_{ss} , the value found from the unrestricted interpolation problem summarized in Section III.

V. AN EXAMPLE

Consider the plant (7) defined earlier. Recall that it has only two \mathbb{C}_+ zeros at $s_{1,2} \approx 0.3125 \pm 0.8548j$. Let the weighting function be given as

$$W(s) = \frac{1 + 0.1s}{s + 1}. \quad (23)$$

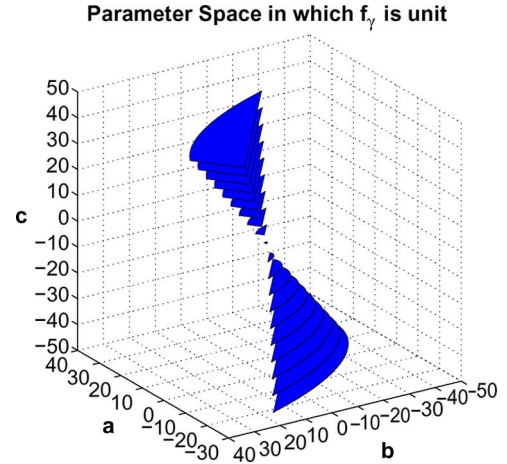
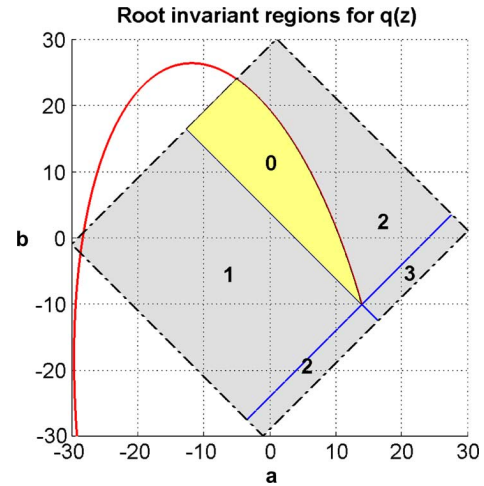
Then, the interpolation conditions are $\omega_{1,2} = 0.79 \mp 0.42j$. Applying the procedure of [16], summarized in Section III, we find $\gamma_{ss} = 1.0704$. The optimal interpolating function is

$$F(s) = e^{-0.57s} \quad (24)$$

and hence the optimal controller is written as

$$C_{\gamma_{ss}} = \frac{\frac{1+0.1s}{s+1} - 1.0704 \left(\frac{s+1+2(s-1)e^{-2s}}{2(s+1)+(s-1)e^{-2s}} \right) e^{-0.57s}}{1.0704 \left(\frac{s+1+4e^{-3s}}{2(s+1)+(s-1)e^{-2s}} \right) e^{-0.57s}}. \quad (25)$$

Clearly, $F^{-1} \notin \mathcal{H}^\infty$ and the controller is non-causal, it includes a time advance $e^{+0.57s}$.


 Fig. 4. Feasible (a, b, c) for f to be a unit.

 Fig. 5. Root invariant regions for $c = 30$.

If we now apply the modified interpolation idea we see that as $\rho \rightarrow \infty$ the smallest γ for which the problem is solvable, i.e. γ_{ss} , approaches to 1.0704, which is the optimal performance level found earlier. On the other hand, as ρ decreases γ_{ss} increases, and there is a minimum value of $\rho = e^{0.88} = 2.41$, below which there is no solution to the interpolation problem. See Fig. 3.

For $\sigma_o = 3$, i.e. $\rho = e^3 \approx 20$, we have $\gamma_{ss,\rho} = 1.08$, and the resulting interpolant is given by

$$\tilde{G}(s) := \tilde{g}(\phi(s)) = j \frac{-0.99794(s - 3.415)(s + 1)}{(s + 3.406)(s + 1.001)}. \quad (26)$$

The optimal $F(s) = e^{-G(s)}$ is determined from

$$G(s) = \psi^{-1} \left(\tilde{G}(s) \right) \quad (27)$$

where ψ^{-1} is as defined in (22). The optimal F is

$$F(s) = \exp \left(-\frac{\sigma_o}{2} - \frac{j\sigma_o}{\pi} \ln \left(\frac{1 + \tilde{G}(s)}{1 - \tilde{G}(s)} \right) \right). \quad (28)$$

Note that the optimal $F(s)$ is infinite dimensional. The magnitude and phase of $F(j\omega)$ are shown in Fig. 6. Rational approximations of (28) can be obtained from the frequency response data using approximation

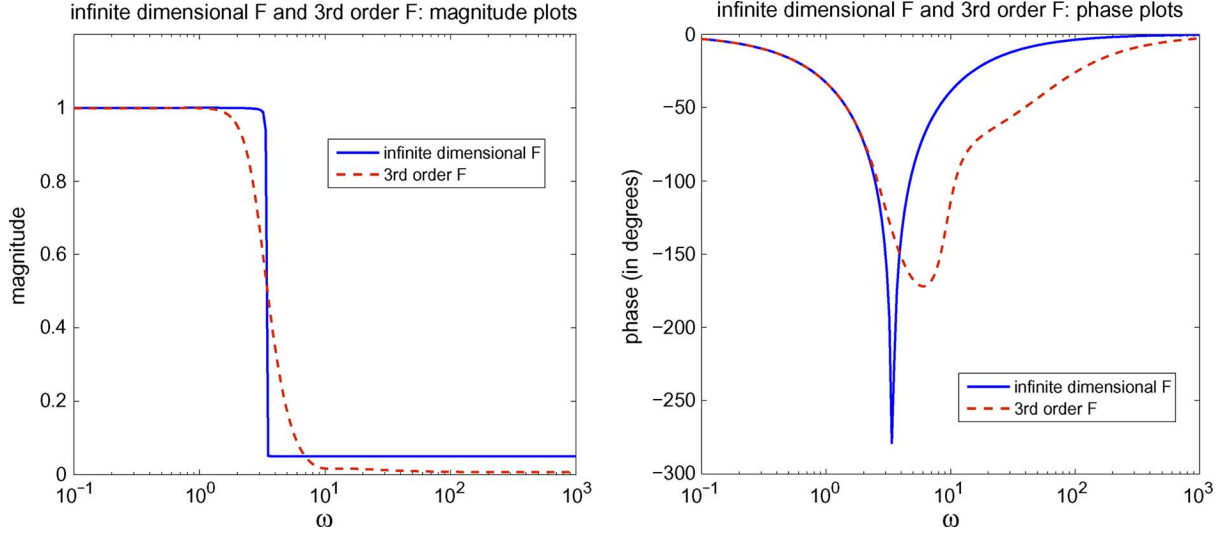


Fig. 6. Magnitude and phase plots of F given in (28) and (33).

techniques for stable minimum phase infinite dimensional systems, see e.g. [1], [12], [22], and their references.

Another way to obtain finite dimensional interpolating function $F(s)$ is to search for a proper free parameter in the set of all suboptimal solutions to the interpolation problem of finding F satisfying F1–F3. For a given $\gamma > \gamma_{ss}$ we can parameterize all suboptimal solutions to this problem as, (see e.g. [9])

$$f(z) = \frac{\tilde{P}(z)q(z) + \tilde{Q}(z)}{P(z) + Q(z)q(z)}, \quad \|q\|_\infty \leq 1 \quad (29)$$

where $\tilde{P}, \tilde{Q}, P, Q$ are computed as in [9], [20], [32]. Using first-order free parameter

$$q(z) = \frac{az + b}{z + c} \quad (30)$$

we search for a unit f in the set determined by (29). Since $\|q\|_\infty \leq 1$, the parameters (a, b, c) are in the set

$$\mathcal{D}_q := \{(a, b, c) : |c| \geq 1, |a + b| \leq |c + 1|, |a - b| \leq |c - 1|\}. \quad (31)$$

Then a unit function f can be found if there exist $(a, b, c) \in \mathcal{D}_q$ such that

$$(az + b)\tilde{P}(z) + (z + c)\tilde{Q}(z) \quad (32)$$

has no zeros in \mathbb{D} . The problem of finding (a, b, c) such that (32) has no zeros in \mathbb{D} is equivalent to stabilization of discrete-time systems by first-order controllers considered in [30]. So we take the intersection of the parameters found using [30] and the set \mathcal{D}_q . The stabilization set (a, b, c) is determined by fixing c and obtaining the stabilization set in $a - b$ plane by checking the stability boundaries.

For the above example, let $\gamma = 1.2 > 1.07 = \gamma_{ss}$. After the calculation of $\tilde{P}, \tilde{Q}, P, Q$, we obtain feasible parameter pairs (a, b) , for each fixed c , resulting in a unit $f(z)$ as shown in Fig. 4. Note that all values in (a, b, c) parameter set results in stable suboptimal \mathcal{H}^∞ controller which gives flexibility in design to meet other design requirements.

In Fig. 5, stability region for (32) is given for $c = 30$. Red and blue lines are real and complex-root crossing boundaries respectively. The yellow colored region (labeled as region 0 in the grayscale print) is the area, where the polynomial (32) has no \mathbb{C}_+ zeros and the corresponding \mathcal{H}^∞ controller is stable. The value of $\gamma = 1.2$ is chosen to show the

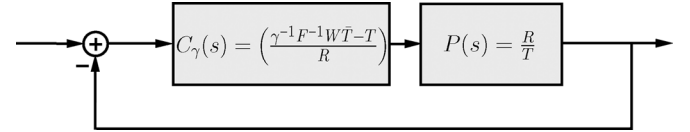


Fig. 7. Feedback system with controller and plant considered in the example.

controller parameterization set and stability regions clearly. If we apply the same technique for $\gamma = 1.08$ the feasible region in \mathbb{R}^3 shrinks, but we still get a solution:

$$F(s) = \frac{0.068s^3 + 3.77s^2 + 21.45s + 295.84}{9.93s^3 + 62.77s^2 + 187.25s + 296.27}. \quad (33)$$

It is easy to verify that

$$F(s_i) = \frac{\omega_i}{1.08}, \quad \text{for } i = 1, 2. \quad (34)$$

The function F is a unit with poles and zeros

$$\text{zero}(F) = -50.9245, -2.2583 \pm j8.9628 \quad (35)$$

$$\text{pole}(F) = -3.3510, -1.4851 \pm j2.5881 \quad (36)$$

and from its Bode plot we find $\|F\|_\infty = (295.84/296.27) < 1$. Moreover, $F^{-1} \in \mathcal{H}^\infty$ with $\|F^{-1}\|_\infty \approx 146$.

In order to compare the third order F given in (33), with the infinite dimensional F described by (28), (both of them are designed for $\gamma = 1.08$) we provide their magnitude and phase plots in Fig. 6.

Although finding a finite dimensional $F(s)$ results in infinite dimensional suboptimal controller $C_\gamma(s)$, (10), it is possible to implement the controller in a stable manner using the ideas of [15] as discussed in early versions of the current paper [16], [17].

The structure of the controller for this particular example is in the form

$$C_\gamma(s) = \left(\frac{\gamma^{-1} F^{-1}(s) W(s) \tilde{T}(s) - T(s)}{R(s)} \right) \quad (37)$$

and the overall closed loop system is as shown in Fig. 7. Note that at the right half plane zeros of $R(s)$ the numerator vanishes due to interpolation conditions on $F(s)$. This fact and that F^{-1} is stable makes the controller stable.

Also, one can see that both modified interpolation problem solution with infinite dimensional F (28) and finite dimensional F (33) satisfies sensitivity design constraints. So, the controller is strongly stabilizing (closed loop system is stable with a stable controller), and by (17), the magnitude of weighted sensitivity function on the imaginary axis is equal to

$$|W(1 + PC)^{-1}| = |\gamma M_d(j\omega)F(j\omega)| = \gamma |F(j\omega)|. \quad (38)$$

Therefore, the magnitude of F on the imaginary axis is equivalent to magnitude of normalized weighted sensitivity function on the imaginary axis. Both sensitivity functions satisfies the \mathcal{H}^∞ norm requirement for all frequencies. The controllers also achieve good tracking for low frequency signals as aimed by selection of weighting function W (23).

VI. CONCLUSION

In this note we have modified the Nevanlinna-Pick interpolation problem appearing in the computation of the optimal strongly stabilizing controller minimizing the weighted sensitivity. By putting a bound on the norm of F^{-1} , a bound on the \mathcal{H}^∞ norm of the controller can be obtained. We have obtained the optimal $\gamma_{ss,\rho}$ as a function of ρ , where $\|F^{-1}\|_\infty \leq \rho$. The example illustrated that as $\rho \rightarrow \infty$, $\gamma_{ss,\rho}$ converges to the optimal γ_{ss} for the problem where $\|F^{-1}\|_\infty$ is not constrained. The controller obtained here is again infinite dimensional; for practical purposes it needs to be approximated by a rational function. In general this method may require very high order approximations since the order of strongly stabilizing controllers for a given plant (even in the finite dimensional case) may have to be very large, [28]. Another method for finding a low order F satisfying all the conditions is also illustrated with the given example. It searches for a first order free parameter leading to a unit f .

REFERENCES

- [1] H. Akçay, "General orthonormal bases for robust identification in \mathbf{H}_∞ ," *SIAM J. Control Optim.*, vol. 40, pp. 947–968, 2001.
- [2] A. E. Barabanov, "Design of \mathcal{H}^∞ optimal stable controller," in *Proc. IEEE Conf. Decision Control*, 1996, pp. 734–738.
- [3] D. U. Campos-Delgado and K. Zhou, " \mathcal{H}^∞ strong stabilization," *IEEE Trans. Automat. Control*, vol. 46, no. 12, pp. 1968–1972, Dec. 2001.
- [4] D. U. Campos-Delgado and K. Zhou, "A parametric optimization approach to \mathcal{H}^∞ and \mathcal{H}^2 strong stabilization," *Automatica*, vol. 39, no. 7, pp. 1205–1211, 2003.
- [5] Y. Choi and W. K. Chung, "On the stable \mathcal{H}^∞ controller parameterization under sufficient condition," *IEEE Trans. Automat. Control*, vol. 46, no. 10, pp. 1618–1623, Oct. 2001.
- [6] Y. S. Chou, T. Z. Wu, and J. L. Leu, "On strong stabilization and \mathcal{H}^∞ strong-stabilization problems," in *Proc. Conf. Decision Control*, 2003, pp. 5155–5160.
- [7] J. C. Doyle, B. A. Francis, and A. R. Tannenbaum, *Feedback Control Theory*. New York: Macmillan, 1992.
- [8] D. S. Flamm, "Outer factor absorption for \mathbf{H}_∞ control problems," *Int. J. Robust Nonlin. Control*, vol. 2, pp. 31–48, 1992.
- [9] C. Foias, H. Özbay, and A. Tannenbaum, *Robust Control of Infinite Dimensional Systems: Frequency Domain Methods*. London, U.K.: Springer-Verlag, 1996.
- [10] B. A. Francis and G. Zames, "On \mathbf{H}_∞ optimal sensitivity theory for SISO feedback systems," *IEEE Trans. Automat. Control*, vol. AC-29, no. 1, pp. 9–16, Jan. 1984.
- [11] C. Ganesh and J. B. Pearson, "Design of optimal control systems with stable feedback," in *Proc. Amer. Control Conf.*, 1986, pp. 1969–1973.
- [12] G. Gu, P. P. Khargonekar, and E. B. Lee, "Approximation of infinite dimensional systems," *IEEE Trans. Automat. Control*, vol. AC-34, no. 6, pp. 610–618, Jun. 1989.
- [13] S. Gumussoy and H. Özbay, "On stable \mathcal{H}^∞ controllers for time-delay systems," in *Proc. 16th Math. Theory Network Syst.*, Leuven, Belgium, Jul. 2004, [CD ROM].
- [14] S. Gumussoy and H. Özbay, "Remarks on strong stabilization and stable \mathcal{H}^∞ controller design," *IEEE Trans. Automat. Control*, vol. 50, no. 12, pp. 2083–2087, Dec. 2005.
- [15] S. Gumussoy and H. Özbay, "Remarks on \mathcal{H}^∞ controller design for SISO plants with time delays," in *Proc. 5th IFAC Symp. Robust Control Design*, Toulouse, France, Jul. 2006, [CD ROM].
- [16] S. Gumussoy and H. Özbay, "Sensitivity minimization by stable controllers for a class of unstable time-delay systems," in *Proc. 9th Int. Conf. Control, Automat., Robot. Vision (ICARCV'06)*, Singapore, Dec. 2006, pp. 2161–2165.
- [17] S. Gumussoy and H. Özbay, "Sensitivity minimization by stable controllers: An interpolation approach for suboptimal solutions," in *Proc. 46th IEEE Conf. Decision Control*, New Orleans, LA, Dec. 2007, pp. 6071–6076.
- [18] H. Ito, H. Ohmori, and A. Sano, "Design of stable controllers attaining low \mathcal{H}^∞ weighted sensitivity," *IEEE Trans. Automat. Control*, vol. 38, no. 3, pp. 485–488, Mar. 1993.
- [19] M. Jacobus, M. Jamshidi, C. Abdullah, P. Dorato, and D. Bernstein, "Suboptimal strong stabilization using fixed-order dynamic compensation," in *Proc. Amer. Control Conf.*, 1990, pp. 2659–2660.
- [20] M. G. Krein and A. A. Nudel'man, *The Markov Moment Problem and Extremal Problems Transl.: Mathematical Monographs* vol. 50, AMS, 1977.
- [21] P. H. Lee and Y. C. Soh, "Synthesis of stable \mathcal{H}^∞ controller via the chain scattering framework," *Syst. Control Lett.*, vol. 46, pp. 1968–1972, 2002.
- [22] P. Mäkilä, "Approximation of stable systems by Laguerre filters," *Automatica*, vol. 26, pp. 333–345, 1990.
- [23] Z. Nehari, *Conformal Mapping*. New York: Dover, 1975.
- [24] I. Petersen, "Robust \mathcal{H}^∞ control of an uncertain system via a stable output feedback controller," in *Proc. Amer. Control Conf.*, 2006, pp. 5000–5007.
- [25] I. Petersen, "Robust \mathcal{H}^∞ control of an uncertain system via a strict bounded real output feedback controller," in *Proc. 45th IEEE Conf. Decision Control*, San Diego, CA, 2006, pp. 571–577.
- [26] A. A. Saif, D. Gu, and I. Postlethwaite, "Strong stabilization of MIMO systems via \mathcal{H}^∞ optimization," *Syst. Control Lett.*, vol. 32, pp. 111–120, 1997.
- [27] A. Sideris and M. G. Safonov, "Infinity-norm optimization with a stable controller," in *Proc. Amer. Control Conf.*, 1985, pp. 804–805.
- [28] M. C. Smith and K. P. Sondergeld, "On the order of stable compensators," *Automatica*, vol. 22, pp. 127–129, 1986.
- [29] K. Suyama, "Strong stabilization of systems with time-delays," in *Proc. IEEE Ind. Electron. Soc. Conf.*, 1991, pp. 1758–1763.
- [30] R. N. Tantarıs, L. H. Keel, and S. P. Bhattacharya, "Stabilization of discrete-time systems by first-order controllers," *IEEE Trans. Automat. Control*, vol. 48, no. 5, pp. 858–860, May 2003.
- [31] M. Vidyasagar, *Control System Synthesis: A Factorization Approach*. Cambridge, MA: MIT Press, 1985.
- [32] M. Zeren and H. Özbay, "Comments on 'Solutions to Combined Sensitivity and Complementary Sensitivity Problem in Control Systems'," *IEEE Trans. Automat. Control*, vol. 43, no. 5, p. 724, May 1998.
- [33] M. Zeren and H. Özbay, "On the synthesis of stable \mathcal{H}^∞ controllers," *IEEE Trans. Automat. Control*, vol. 44, no. 2, pp. 431–435, Feb. 1999.
- [34] M. Zeren and H. Özbay, "On the strong stabilization and stable \mathcal{H}^∞ -controller design problems for MIMO systems," *Automatica*, vol. 36, pp. 1675–1684, 2000.