

Integrative Analysis of Genetic Variation and Gene Expression Identifies Networks for Cardiovascular Disease Phenotypes

Chen Yao, PhD; Brian H. Chen, PhD, MPH; Roby Joehanes, PhD; Burcak Otlu, MSc; Xiaoling Zhang, PhD; Chunyu Liu, PhD; Tianxiao Huan, PhD; Ozgur Tastan, PhD; L. Adrienne Cupples, PhD; James B. Meigs, MD, MPH; Caroline S. Fox, MD, MPH; Jane E. Freedman, MD; Paul Courchesne, MBA; Christopher J. O'Donnell, MD, MPH; Peter J. Munson, PhD; Sunduz Keles, PhD; Daniel Levy, MD

Background—Cardiovascular disease (CVD) reflects a highly coordinated complex of traits. Although genome-wide association studies have reported numerous single nucleotide polymorphisms (SNPs) to be associated with CVD, the role of most of these variants in disease processes remains unknown.

Methods and Results—We built a CVD network using 1512 SNPs associated with 21 CVD traits in genome-wide association studies (at $P \leq 5 \times 10^{-8}$) and cross-linked different traits by virtue of their shared SNP associations. We then explored whole blood gene expression in relation to these SNPs in 5257 participants in the Framingham Heart Study. At a false discovery rate < 0.05 , we identified 370 *cis*-expression quantitative trait loci (eQTLs; SNPs associated with altered expression of nearby genes) and 44 *trans*-eQTLs (SNPs associated with altered expression of remote genes). The eQTL network revealed 13 CVD-related modules. Searching for association of eQTL genes with CVD risk factors (lipids, blood pressure, fasting blood glucose, and body mass index) in the same individuals, we found examples in which the expression of eQTL genes was significantly associated with these CVD phenotypes. In addition, mediation tests suggested that a subset of SNPs previously associated with CVD phenotypes in genome-wide association studies may exert their function by altering expression of eQTL genes (eg, *LDLR* and *PCSK7*), which in turn may promote interindividual variation in phenotypes.

Conclusions—Using a network approach to analyze CVD traits, we identified complex networks of SNP-phenotype and SNP-transcript connections. Integrating the CVD network with phenotypic data, we identified biological pathways that may provide insights into potential drug targets for treatment or prevention of CVD. (*Circulation*. 2015;131:536-549. DOI: 10.1161/CIRCULATIONAHA.114.010696.)

Key Words: cardiovascular disease ■ gene expression/regulation network ■ genetic variation

Cardiovascular disease (CVD) is a group of disorders affecting the heart and blood vessels including coronary heart disease, stroke, hypertension, and peripheral arterial disease. CVD is caused by interactions of genetic, environmental, and lifestyle factors.¹ During the past half century, prevention and treatment efforts have focused on modifiable CVD risk factors such as elevated blood cholesterol level, hypertension, type 2 diabetes mellitus, and tobacco use. Although these targeted efforts have contributed to steady declines in CVD mortality

over this time period, CVD remains the leading cause of death across the globe.²

Editorial see p 519
Clinical Perspective on p 549

Genome-wide association studies (GWAS) have successfully identified thousands of single nucleotide polymorphisms (SNPs) that underlie CVD and its major risk factors.³ Many genetic loci appear to affect multiple phenotypes. One example

Received April 23, 2014; accepted December 1, 2014.

From the National Heart, Lung, and Blood Institute's Framingham Heart Study, National Institutes of Health, Bethesda, MD (C.Y., B.H.C., R.J., X.Z., C.L., T.H., L.A.C., C.S.F., P.C., C.J.O'D., D.L.); Population Sciences Branch, National Institutes of Health, National Heart, Lung, and Blood Institute, Bethesda, MD (C.Y., B.H.C., R.J., X.Z., C.L., T.H., P.C., D.L.); Mathematical and Statistical Computing Laboratory, Center for Information Technology, National Institutes of Health, Bethesda, MD (R.J., P.J.M.); Department of Computer Engineering, Middle East Technical University, Ankara, Turkey (B.O.); Department of Computer Engineering, Bilkent University, Ankara, Turkey (O.T.); Department of Biostatistics, Boston University School of Public Health, Boston, MA (L.A.C.); Harvard Medical School, Boston, MA (J.B.M.); Division of Endocrinology, Metabolism, and Diabetes, Department of Medicine, Brigham and Women's Hospital and Harvard Medical School, Boston, MA (C.S.F.); Department of Medicine, University of Massachusetts Medical School, Worcester (J.E.F.); Division of Cardiology, Massachusetts General Hospital, Boston, MA (C.J.O'D.); and Departments of Statistics and of Biostatistics and Medical Informatics, University of Wisconsin-Madison (S.K.).

Guest Editor for this article was Barry London, MD, PhD.

The online-only Data Supplement is available with this article at <http://circ.ahajournals.org/lookup/suppl/doi:10.1161/CIRCULATIONAHA.114.010696/-/DC1>.

Correspondence to Daniel Levy, MD, Framingham Heart Study, Population Sciences Branch, National Heart, Lung, and Blood Institute, 73 Mt Wayte Ave, Suite 2, Framingham, MA 01702. E-mail LevyD@nih.gov

© 2014 American Heart Association, Inc.

Circulation is available at <http://circ.ahajournals.org>

DOI: 10.1161/CIRCULATIONAHA.114.010696

is the *SH2B3* gene region on chromosome 12, which harbors variants that are associated with myocardial infarction⁴ and blood pressure⁵ and also with rheumatoid arthritis⁶ and type 1 diabetes mellitus.⁷ Several common genetic variants associated with coronary artery disease (CAD) or myocardial infarction in GWAS also reveal associations with CVD risk factors and other complex traits,⁸ suggesting that these common genetic variants have multiple molecular functions or that they have a single molecular function with multiple downstream consequences. Although pleiotropic effects have been widely observed, their presence in relation to CVD and their downstream effects have not been evaluated systematically.

Despite the identification of thousands of common SNPs that are associated with an increased propensity toward CVD, the variants identified thus far explain only a small fraction of the overall genetic contribution to disease risk.⁹ It is likely that disease-promoting SNPs act by affecting the amino acid sequences of the corresponding coded proteins (ie, nonsynonymous SNPs) or by altering mRNA expression levels (ie, expression quantitative trait loci [eQTLs]).¹⁰ A growing number of eQTLs have been found to be associated with human diseases.¹¹ For example, multiple SNPs that were associated with blood lipid levels in GWAS were also found to be eQTLs for nearby genes (eg, in *SORT1*, *PPP1R3B*, and *TTC39B*),¹² suggesting that eQTLs play an important functional role.

We hypothesized that genetic variants influence CVD phenotypes by altering expression of genes and that systematic analysis of multiple traits might reveal high-order interactions of CVD and its risk factors.^{13,14} To that end, we built a CVD network using SNP-CVD phenotype associations and dissected the relationships between genetic variants, gene expression, and CVD phenotypes. By integrating these 3 layers of information from >5000 Framingham Heart Study (FHS) participants with deep phenotyping for CVD and extensive genotyping and gene expression profiling, we were able to study the role of genetic variation in relation to gene expression and to integrate this information across multiple complex CVD phenotypes. Our results revealed a dense network in which genetic

variation was linked to gene expression and CVD phenotypes. We identified several modules that support the existence of pathways affected by genetic variants. We highlighted examples in which genetic variants may play a causal role in CVD and hypothesized that they affect CVD phenotypes by regulating (*cis* and *trans*) gene expression. Identifying these genetic variants that mediate gene expression may aid in understanding biological mechanisms underlying CVD and in targeting therapies for its treatment and prevention.

Methods

Study Sample

Beginning in 1948, the FHS recruited participants from Framingham, MA, to undergo biennial examinations to investigate CVD and its risk factors.¹⁵ In 1971 and 2002, offspring (and their spouses) and adult grandchildren of the original cohort participants were recruited into the second- and third-generation cohorts, respectively. Collection of blood samples and RNA preparation were described previously.¹⁶ A total of 5257 participants from the offspring cohort (at examination 8) and third-generation cohort (at examination 2) who had both genome-wide genotyping (institutional review board approval No. H-26671) and gene expression profiling (institutional review board approval No. H-27984) were included in this study (Figure 1).

Trait-Associated SNP

A total of 1512 SNPs associated in GWAS with 21 cardiovascular traits (Table 1) with the use of data from the database of Genotypes and Phenotypes (dbGaP)¹⁷ and the National Human Genome Research Institute GWAS catalog³ (at $P \leq 5 \times 10^{-8}$, downloaded in January 2014) were curated and matched with Framingham Affymetrix 550K array genotype data.¹⁸ The dbGaP resource lists results of GWAS whether published or not. The National Human Genome Research Institute GWAS catalog lists only published GWAS studies. Genotyping and quality control methods in the FHS have been described previously.¹⁸ Briefly, SNPs were inputted to Minimac,¹⁹ an implementation of genotype imputation software. SNP imputation combined genotype data with the HapMap CEU samples and then inferred genotypes probabilistically on the basis of shared haplotype stretches between study samples and HapMap release 22 build 36. Imputation results were summarized as an “allele dosage,” defined as the expected number of copies of the minor allele at that SNP (a fractional value between 0

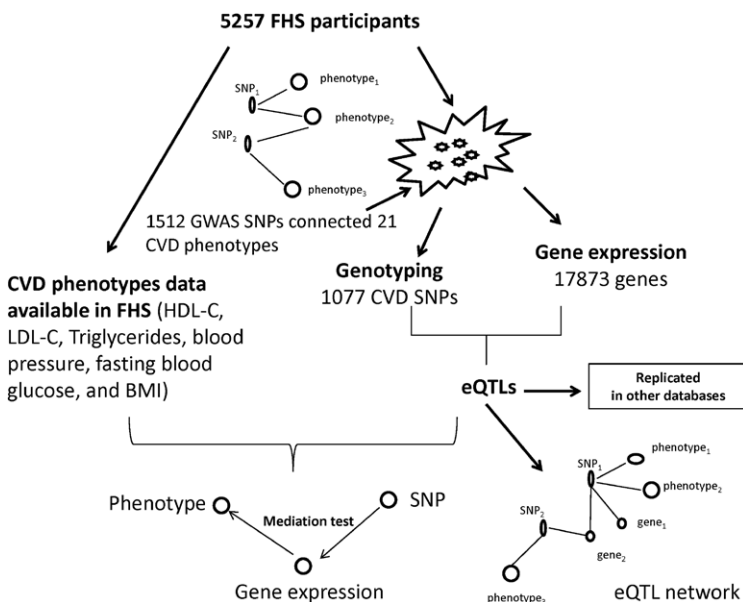


Figure 1. Flowchart of integrative analysis. A total of 1512 single nucleotide polymorphisms (SNPs) associated with 21 cardiovascular disease (CVD) traits (at $P \leq 5 \times 10^{-8}$) were derived from database of Genotypes and Phenotypes and the National Human Genome Research Institute genome-wide association studies (GWAS) catalog. We built a CVD phenotype network by connecting 2 traits if they share the same GWAS SNP. Whole blood samples were collected from 5257 FHS participants. Genome-wide genotyping and mRNA expression levels were assayed. We correlated 1077 SNPs (after genotyping quality control of 1512 SNPs) with 17873 gene expression values to assess expression quantitative trait loci (eQTLs). We replicated these eQTLs in 2 large databases. We then built an eQTL network by connecting eQTLs to their associated genes and traits. We identified modules associated with different CVD traits within the network. Finally, we conducted mediation analyses to test whether the genetic effect appears to influence the CVD phenotype through effects of the eQTL (ie, GWAS SNP) on gene expression. BMI indicates body mass index; FHS, Framingham Heart Study; HDL-C, high-density lipoprotein cholesterol; and LDL-C, low-density lipoprotein cholesterol.

Table 1. Cardiovascular Disease Phenotypes Included in Analyses

Cardiovascular Disease Phenotypes (Named by MeSH Terms)	Cardiovascular Disease Risk Factors (Named by MeSH Terms)
<ul style="list-style-type: none"> • Aortic aneurysm, abdominal • Atrial fibrillation • Cardiomegaly/cardiomyopathy dilated/heart failure • Carotid artery diseases/carotid stenosis • Coronary artery disease/ atherosclerosis/ coronary disease/myocardial infarction • Death sudden cardiac/arrhythmias cardiac • Intracranial aneurysm • Stroke • Venous thrombosis/venous thromboembolism 	<ul style="list-style-type: none"> • Cholesterol, LDL/cholesterol/ apolipoprotein B • Cholesterol, HDL/apolipoprotein A • Triglycerides/VLDL-C • Lipoprotein (a) • Coagulation • Diabetes mellitus, type 1 • Diabetes mellitus, type 2/glucose/insulin • Diabetic retinopathy • Smoking/tobacco • Body mass index/waist-hip ratio/obesity • Systolic/diastolic blood pressure/hypertension • C-reactive protein/inflammation

HDL indicates high-density lipoprotein; LDL, low-density lipoprotein; MeSH, Medical Subject Headings; VLDL-C, very low-density lipoprotein; and /, similar traits that were merged.

and 2) for each genotype. SNPs with imputed quality score (r^2) <0.3 or minor allele frequency <0.01 were filtered out, resulting in 1077 SNPs for eQTL analysis.

Gene Expression

Whole blood was collected in PAXgene tubes (PreAnalytiX, Hombrechtikon, Switzerland) and frozen at -80°C . RNA was extracted from whole blood with the use of the RNA System Kit (Qiagen, Venlo, Netherlands), and mRNA expression profiling was assessed with the use of the Affymetrix Human Exon 1.0 ST GeneChip platform (Affymetrix Inc, Santa Clara, CA), which contains >5.5 million probes targeting the expression of 17873 genes. The Robust Multi-Array Average package²⁰ was used to normalize the gene expression values and remove any technical or spurious background variation. Linear regression models were used to adjust for technical covariates (batch, first principal component, and residual of all probeset mean values).

Statistical Analysis

eQTL analysis was conducted with the use of the *pedigreeemm*²¹ package in R with gene expression as the dependent variable and genotype, sex, and age as independent variables. Technical covariates and imputed whole blood cell counts (or proportions) were adjusted for with the use of a linear mixed effects model. Familial relatedness was modeled as a random effect. The *cis* effect for a given expression trait was defined by testing all SNPs located within 1 Mb upstream or downstream of the transcription start site of a gene (*cis*-eQTL). SNPs that were mapped to different chromosomes from their associated gene transcripts were defined as *trans*-eQTLs. The false discovery rate²² was applied to account for multiple testing. SNPs at false discovery rate <0.05 were selected as significant eQTLs. For *trans*-eQTLs that were also *cis*-eQTLs, we examined whether the genes regulated in *cis* play a role in the regulation of the *trans* genes by conditioning on expression of the *cis* gene in the linear regression model. Mediation analysis was conducted with the use of the *mediation* package²³ in R with SNP as the “exposure,” gene expression as the “mediator,” and phenotype as the “outcome.” A 100% proportion of mediation effect indicates that the entire association between a SNP and a phenotype (direct effect) is explained by changes in gene expression. The significant mediation effects were selected at a permutation $P < 0.0005$ (based on 10 000 permutations).

Annotation and Enrichment Analysis of eQTLs With Encyclopedia of DNA Elements Data

The Encyclopedia of DNA Elements (ENCODE)²⁴ cataloged many regulatory elements including DNase I hypersensitive regions profiled in 82 cell lines, 149 transcription factor (TF) binding regions profiled in different cell lines resulting in a total of 406 different cell line–TF pairs, and 162 histone modification–cell line pairs (ENCODE January 21, 2011 freeze). We used GLANET (publication in preparation, software available at <https://github.com/burcakotlu/GLANET> and documentation at <https://glanet.readthedocs.org/en/latest/>) to annotate our list of eQTLs by overlapping them with the ENCODE peak lists. We then evaluated the significance of the overlap using GLANET’s resampling-based enrichment analysis. Specifically, we sampled multiple ($n=100000$) random SNP sets matching in size and numbers per chromosome to the original eQTL SNP set and computed the size of the overlap for each random set. To account for systematic biases, our random sampling scheme took into account the “mappability” and guanine-cytosine content of the SNPs and matched the random SNP sets to the actual SNP set in terms of mappability and guanine-cytosine content. The collection of overlap statistics across multiple random samplings was then used to estimate an empirical null distribution for the overlap statistic. The resulting P values were adjusted for multiple testing using both the Benjamini Hochberg²² and Bonferroni correction methods. We used the FIMO tool from the MEME suite²⁵ to assess whether the eQTLs disrupted the binding sites of the TFs that they were bound by in the ENCODE data.

In Silico Validation of eQTLs

Whole blood eQTLs were downloaded from the Blood eQTL Browser.¹¹ This resource contains the results of an eQTL meta-analysis from 5311 peripheral blood samples from 7 studies. To explore tissue-specific effects, we also collected and analyzed results from 53 eQTL population data sets (Table I in the online-only Data Supplement). These 53 data sets represent analyses from 24 published manuscripts and 13 unpublished data sets reflecting >27 cell and tissue types.²⁶ *Cis*- and *trans*-eQTLs from the present study were cross-referenced with significant eQTLs reported in the aforementioned data sets directly by matching SNP identifiers.

Network Construction and Modules Identification

On the basis of the SNP–trait relationships, we constructed a CVD network. In the network, each node corresponds to a CVD trait, and 2 traits were connected to each other if they shared at least 1 SNP in GWAS. The width of each edge was weighted by the proportion of shared SNPs between traits. To explore relations between CVD traits and other complex traits (GWAS SNP $P < 5 \times 10^{-8}$), we expanded the connections if SNPs associated with CVD traits were also found to be associated with other diseases in GWAS. Networks were visualized with the use of Cytoscape software.²⁷

On the basis of SNP–gene expression associations, we constructed an eQTL network. The TFit (iterated Transfer-Fusion) algorithm with default parameters in the *Clust&see*²⁸ plugin of Cytoscape was used to search for modules within this network. The TFit algorithm²⁹ is based on modularity optimization, which uses a vertex transfer procedure at every level. Level 1 is the entire network; each node is assigned to its best adjacent cluster, as long as modularity increases. Then classic transfers were performed, and vertices belonging to the same cluster were merged.

Results

Genetic Variation Network for Complex CVD Traits

We restricted our analysis to 1512 significant GWAS SNPs associated (at $P \leq 5 \times 10^{-8}$) with 21 CVD traits listed in Table 1. Fifteen of the 21 CVD traits shared at least 1 SNP with another trait (Figure 2 and Table II in the online-only Data Supplement). Among the CVD traits, low-density lipoprotein cholesterol (LDL-C), high-density lipoprotein cholesterol

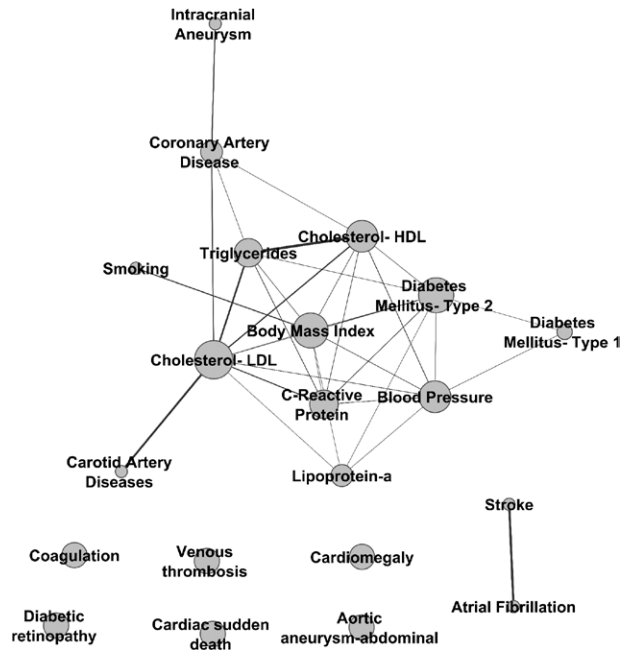
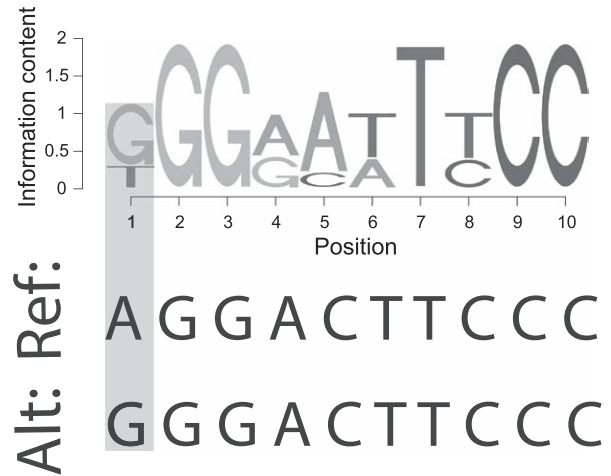


Figure 2. Cardiovascular disease phenotype network by virtue of shared genome-wide association study single nucleotide polymorphisms. Each node represents a cardiovascular disease trait, and 2 traits are connected if they share at least 1 single nucleotide polymorphism in genome-wide association studies. The width of each line is weighted by the proportion of shared single nucleotide polymorphisms between 2 connected traits. HDL indicates high-density lipoprotein; and LDL, low-density lipoprotein.

(HDL-C), triglycerides, body mass index, type 2 diabetes mellitus, and blood pressure served as “hub” phenotypes that connected multiple CVD traits, mirroring epidemiological observations about the clustering of metabolic risk factors.³⁰ We found that C-reactive protein and LDL-C had a strong genetic connection via 6 shared SNPs (rs1260326 of *GCKR*, rs1800961 of *HNF4A*, rs2075650 of *TOMM40*, rs2650000 of *RPL12P33-NCRNA00262*, rs4420638 of *APOC1*, and rs9987289 of *PPP1R3B-TNKS*). CAD and LDL-C had a strong genetic connection through 5 shared SNPs (rs11206510 of *BSND-PCSK9*, rs599839 of *PSRC1*, rs12740374 and rs646776 of *CELSR2*, and rs964184 of *ZNF259*). We also identified some hub SNPs; for example, rs964184, an intronic variant in *ZNF259*, was associated in GWAS with HDL-C,³¹ LDL-C,¹² triglycerides,¹² and CAD.⁴ rs1260326 (*GCKR*) was associated in GWAS with triglycerides,¹² total cholesterol,¹² and C-reactive protein³²; rs13107325 (*SLC39A8*) was associated in GWAS with blood pressure,⁵ body mass index,³³ and HDL-C.¹² We further considered SNPs in linkage disequilibrium with an index SNP. Two traits were connected if they shared the same GWAS SNP or proxy SNPs that are in high linkage disequilibrium ($r^2 > 0.8$) with the index SNP. When modified through the inclusion of proxy SNPs, the CVD phenotype network encompassed 19 of the 21 CVD traits (Figure I in the online-only Data Supplement). Four traits (coagulation, venous thrombosis, sudden cardiac death, and abdominal aortic aneurysm) with no connections by virtue of directly shared SNPs all had proxy SNPs in perfect linkage disequilibrium ($r^2 = 1$) with the index SNPs, and the combination of



rs7528684

Figure 3. Reference and single nucleotide polymorphism (rs7528684) allele matches to the Nfkb sequence logo (Encyclopedia of DNA Elements [ENCODE] motif logo NFKB_disc1 from <http://compbio.mit.edu/encode-motifs/>).

index and proxy SNPs identified new trait connections: coagulation and venous thrombosis; sudden cardiac death and HDL cholesterol; and abdominal aortic aneurysm and CAD.

Expanding the connections across all 409 complex traits containing genome-wide significant SNPs within dbGaP and the National Human Genome Research Institute GWAS catalog, we found that CVD-associated SNPs from GWAS were strongly linked with many other complex traits (Figure II in the online-only Data Supplement). These associations include HDL-C and LDL-C with alcohol consumption, Alzheimer disease (Figure III in the online-only Data Supplement) and blood pressure with CD40 ligand, and resistin with vitamin K levels (Table III in the online-only Data Supplement). Using this approach, we found that the phenotype network linked by common SNPs may reveal unexpected genetic connections with numerous non-CVD traits.

Regulation of the Genetic Variation Network

At a minor allele frequency > 0.01 and imputation $r^2 > 0.3$, 1077 genome-wide significant ($P < 5 \times 10^{-8}$) SNPs from GWAS were available for analysis. At false discovery rate < 0.05 , we identified 370 *cis*-eQTLs (associated with expression of 400 genes at $P < 10^{-4}$) and 44 *trans*-eQTLs (associated with expression of 76 genes at $P < 10^{-6}$; Table IV in the online-only Data Supplement). For 696 SNPs (65%) not associated with expression traits, we further tested the association between their perfect proxy SNPs (linkage disequilibrium $r^2 = 1$ in SNAP)³⁴ and gene expression levels. Using proxy SNPs, we identified an additional 54 *cis*-eQTLs for 6 CVD trait-associated SNPs (Table V in the online-only Data Supplement).

To assess whether the eQTLs significantly overlap with regulatory regions, we performed annotation and enrichment analysis with the DNase, histone modification, and TF peaks from the ENCODE project (see Methods for details). We first annotated each eQTL by intersecting the SNP locus with ENCODE peaks and then evaluated the significance of overlap with

functional elements using GLANET. This analysis revealed that the eQTLs are significantly enriched for DNase I hypersensitive regions in 16 cell lines and 133 histone modification-cell line pairs (Table VI in the online-only Data Supplement). Thirty of our eQTLs are located within 10 kb upstream of the transcription start site of the expressed gene associated with the corresponding SNP (Table VI in the online-only Data Supplement). Our annotation analysis indicated that all of these promoter eQTLs are within 1 or more histone modification region, and 10 of them overlap with a TF peak. Notably, rs7528684, which is a *cis*-eQTL associated with expression of *FCRL3*, resides 2 kb upstream of the transcription start site of *FCRL3* and is bound by *Nfkb* in the Gm12891 cell line. Our sequence analysis revealed that this SNP is an eQTL that might be regulating expression of *FCRL3* by increasing binding affinity of the *Nfkb* binding site (Figure 3).

By connecting eQTLs and their associated genes, we built a SNP-gene association network (Figure IV in the online-only

Data Supplement). Using the TFit algorithm,²⁸ we identified 13 modules containing >10 nodes (Table VII in the online-only Data Supplement). These modules may reveal genetic pathways affecting CVD phenotypes. For example, SNPs associated with type 1 diabetes mellitus displayed *cis* associations with genes in 6p21 and *trans* associations with *ROR1* and *CTLA4* (Figure 4A). Using gene set enrichment analysis, we found that these genes were significantly enriched for the KEGG type 1 diabetes mellitus pathway ($P < 10^{-6}$). Of note, GWAS and gene expression studies have identified association between *CTLA4* (DNA and mRNA level) and type 1 diabetes mellitus.³⁵ In another module, rs964184 in *ZNF259*, which was associated in GWAS with HDL-C, LDL-C, triglycerides,^{12,31} and *CAD*,⁴ was found to have *cis* associations with *PCSK7*, *SIDT2*, *TAGLN*, and *BUD13* and *trans* associations with *TMEM165*, *YPEL5*, *PPM1B*, and *OBFC2A* (Figure 4B). Three linked SNPs in *FADS1* (rs174546, rs174547, and rs174548; pairwise $R^2 = 0.80-0.97$) were associated in GWAS

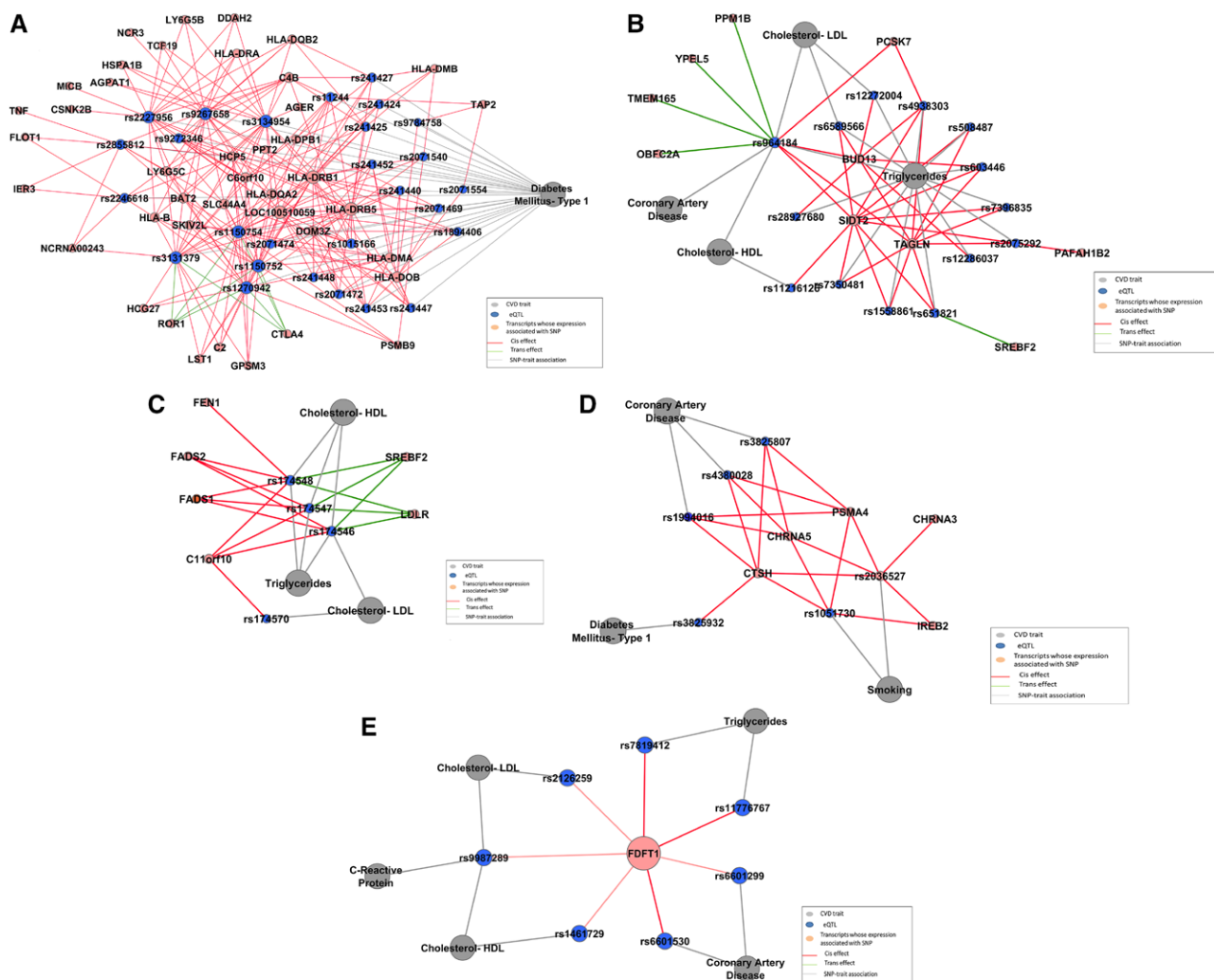


Figure 4. Modules in the cardiovascular disease (CVD) expression quantitative trait loci (eQTL) network. Gray nodes represent CVD traits. Blue nodes represent single nucleotide polymorphisms (SNPs) associated with CVD traits in genome-wide association studies. Orange nodes represent genes whose expression is associated with SNPs in Framingham Heart Study participants. Gray edges represent SNP-trait associations. Red edges represent *cis* associations between SNPs and gene expression. Green edges represent *trans* associations between SNPs and gene expressions. **A**, Type 1 diabetes mellitus eQTL module. **B**, rs964184 pleiotropic eQTL module. **C**, Lipids eQTL module. **D**, Coronary artery disease and smoking eQTL module. **E**, eQTLs associated with *FDF1*. HDL indicates high-density lipoprotein; LDL, low-density lipoprotein; and LDLR, low-density lipoprotein receptor.

with multiple lipids traits³⁶; we found that these SNPs have *cis* associations with *C11orf10*, *FADS1*, *FADS2*, and *FEN1* and *trans* associations with *LDLR* and *SREBF2* (Figure 4C). Using gene set enrichment analysis, we found that genes in these 2 modules are significantly enriched for lipid metabolic processes ($P < 10^{-6}$). rs1994016, rs3825807, and rs4380028 (pairwise $r^2 = 0.52-0.87$) in *ADAMTS7* were associated in GWAS with CAD,⁴ whereas rs1051730 and rs2036527 (pairwise $r^2 = 0.90$) in *CHRNA3* were associated in GWAS with smoking.^{37,38} We discovered that these SNPs all displayed *cis* association with 3 genes (*PSMA4*, *CHRNA5*, *CTSH*). Variants in *PSMA4* and *CHRNA5* were found to be associated with chronic obstructive pulmonary disease and lung function.³⁹ The *CHRNA5* variants were also found to be associated with nicotine and alcohol dependence.⁴⁰ Expression levels of *PSMA4* and *CTSH* were found to regulate immune function in type 1 diabetes mellitus.⁴¹ Therefore, the clustering of these 3 genes with multiple disease-associated SNPs may explain in part the concurrence of CAD and chronic obstructive pulmonary disease and the strong association between smoking, CAD, and diabetes mellitus (Figure 4D).

Reproducibility of eQTLs

To validate the eQTLs detected above, we first queried the Blood eQTL Browser¹¹ meta-analysis of eQTL associations in nontransformed peripheral blood samples from 5311 individuals. A total of 240 *cis*-eQTLs and 25 *trans*-eQTLs from our data set were also detected as eQTLs in the Blood eQTL Browser database. Among them, 165 *cis*-eQTLs (69%) and 25 *trans*-eQTLs (100%) were associated with expression of the same genes and showed the same directions of association as our eQTL findings. In addition, we found 7 *cis*-eQTLs from our results that were perfect proxies ($r^2 = 1$) of eQTLs in the Blood eQTL Browser (Table VIII in the online-only Data Supplement). Because eQTLs are highly tissue specific,⁴² we further queried our multitissue eQTL databases, which integrated 53 data sets from multiple tissues (see Methods for details). One hundred sixty-one *cis*-eQTLs from our data also were detected as eQTLs in this database (no *trans*-eQTLs were found). Among them, 116 *cis*-eQTLs (72%) were associated with the same genes across eQTL databases (Table IX in the online-only Data Supplement). rs17030613 in *CAPZAI*, associated with blood pressure in GWAS,⁴³ was associated with the expression of *ST7L* in our data and in 2 other tissues (brain and CD4⁺ lymph). Lower *ST7L* transcript levels were found to be associated with lower blood pressure in East Asian populations.⁴³ In the FHS samples, we found that *ST7L* transcript levels were associated with diastolic blood pressure ($P = 0.023$). rs1412444 in *LIPA*, associated with CAD in GWAS,⁴⁴ was associated with expression of *LIPA* in our data and in 2 other tissues (blood and liver). rs2531995 in *ADCY9* was associated with obesity in GWAS⁴⁵ and with expression of *ADCY9* in our data and in 4 other tissues (brain, blood, liver, and omentum).

SNP Effects on Gene Expression May Mediate Phenotype Variation

To test whether expression levels of genes regulated by eQTLs might explain the observed associations between eQTLs and phenotypes, we tested the association between expression of

Table 2. Clinical Characteristics of Framingham Heart Study Participants

Age, y	51.4 (15.7)
Male sex, %	46
Fasting blood glucose, mg/dL	100 (21.5)
Body mass index, kg/m ²	27.5 (5.5)
Systolic blood pressure, mm Hg	121.7 (16.6)
Diastolic blood pressure, mm Hg	74.4 (9.9)
Total cholesterol, mg/dL	187.7 (36.3)
Triglycerides, mg/dL	116.4 (83.5)
HDL cholesterol, mg/dL	55.8 (17.0)
Hypertension,* %	40
Diabetes mellitus,* %	8.4
Lipid treatment, %	27.8

Values are mean (SD) unless indicated otherwise. HDL indicates high-density lipoprotein.

*Hypertension: systolic blood pressure ≥ 140 mmHg or diastolic blood pressure ≥ 90 mmHg or currently taking medication to treat elevated blood pressure. Diabetes mellitus: participants with fasting blood glucose ≥ 126 mg/dL or currently taking medication to treat an elevated blood glucose level.

eQTL genes and 7 metabolic CVD phenotypes (body mass index, LDL-C, HDL-C, triglycerides [log-transformed], fasting blood glucose, and systolic and diastolic blood pressure; Table 2) in 5257 FHS participants. We found several examples in which the expression level of the eQTL-associated gene was significantly associated with the same trait that was associated in GWAS with the index SNP (hypergeometric test $P < 0.001$; Table 3). For 7 continuous CVD phenotypes that were available for analysis in the FHS, the eQTLs explained 0.5% to 5% of interindividual phenotype variation; in contrast, expression levels of the eQTL genes explained 4% to 13% of interindividual phenotype variation (Table 3). These results are consistent with the hypothesis that genetic variation affects phenotypes via effects on gene expression (see Figure 5 for an example).

To test whether the association of a SNP with a phenotype was potentially mediated via its effect on gene expression, we conducted mediation analysis to identify the proportion of the association between a SNP and its corresponding phenotype that was attributable to SNP-related changes in gene expression and subsequent differences in phenotype levels. At $P < 0.0005$ for average causal mediation effects, we identified several potential mediation effects for HDL-C, LDL-C, and triglycerides (Table 4; no significant results were obtained for body mass index, fasting blood glucose, or blood pressure). For example, rs174546, rs174547, and rs174548 (intronic to *FADS1*) were found to be associated in GWAS with multiple metabolic traits (HDL-C, triglycerides, and phospholipids).³¹ For these SNPs, we found that 46% of their genetic effect on HDL-C, 59% of their genetic effect on LDL-C, and 47% of their genetic effect on triglycerides were mediated through *FADS1* expression (Table 4). In addition, as shown in Figure 4C, these 3 SNPs have *trans* associations with *LDLR* and *SREBF2*, which also demonstrate strong mediation effects on HDL-C, LDL-C, and triglycerides: *LDLR* (19% mediation for HDL-C, 29% mediation for LDL-C, and 15% mediation for triglycerides) and *SREBF2* (19% mediation for HDL-C, 28% mediation for triglycerides). rs964184 was reported to

Table 3. Cardiovascular Phenotypes and Proportion of Interindividual Variation Explained by Associated eQTLs and eQTL Genes in Framingham Heart Study Participants

Phenotype	Interindividual Variation Explained by eQTLs, % (No. of eQTLs)	Interindividual Variation Explained by Expression of eQTL Genes, % (No. of eQTL Genes)	No. of eQTL Genes Also Associated With CVD Phenotype
Body mass index	3 (39)	6 (59)	29
Blood pressure (SBP and DBP)	0.5 (DBP) 0.7 (SBP)(22)	4 (DBP) 4 (SBP) (47)	35 (27 for DBP and 21 for SBP)
HDL cholesterol	4 (60)	13 (89)	44
LDL cholesterol	3 (57)	13 (101)	30
Triglycerides	6 (50)	13 (60)	40
Fasting blood glucose	2 (89)	9 (183)	56

CVD indicates cardiovascular disease; DBP, diastolic blood pressure; eQTL, expression quantitative trait loci; HDL, high-density lipoprotein; LDL, low-density lipoprotein; and SBP, systolic blood pressure.

be associated in GWAS with LDL-C, HDL-C, and CAD.^{4,12} Mediation analyses revealed that a substantial proportion of its genetic effect on lipids is mediated through its *trans* association with expression of *PPM1B* (4% mediation of HDL-C and triglycerides) and *YPEL5* (7% mediation of HDL-C and 6% mediation of triglycerides). Because the expression levels of all of these genes were associated with HDL-C, LDL-C, or triglyceride levels, the module they constitute may represent an important target for lipid treatment.

Metabolite SNPs and CVD Traits

Metabolomic findings can be used to unravel novel biochemical mechanisms involved in a variety of disease processes, including atherogenesis. To identify genetic and biochemical underpinnings of our CVD network and pathways, we incorporated 170 genome-wide significant SNPs from 2 recently published metabolomic GWAS.^{36,46} We found 13 SNPs that were shared between metabolites and the 21 CVD phenotypes in our network. As shown in Figure 6, several metabolites are associated with the 21 CVD traits in our network by virtue of shared GWAS SNPs. This was especially notable for lipid traits. For 13 SNPs that were shared between metabolites and the CVD traits in our network (Figure 6), 6 of them were also associated with expression levels of genes (Table 5), including rs174548 (*FADS1*), which was associated in GWAS with arachidonic acid (C20:4), a product regulated by *FADS1*, and with its

substrate, dihomolinolenate. These eQTLs belong to 3 eQTL subnetworks (Figure 4A through 4C), suggesting genetic regulation of intermediate metabolites or the lipid end-products in our pathways. When we further included perfect proxy SNPs ($r^2=1$) for the index GWAS SNPs associated with metabolites and CVD traits, we identified 8 eQTLs for 3 metabolite SNPs (Table X in the online-only Data Supplement) that were associated with additional CVD traits, including variants in *ABO* associated with venous thrombosis, CAD, and LDL-C.

Discussion

CVD is the consequence of the intricate interplay between multiple genetic variants, clinical risk factors, and environmental factors. Our phenotype network, composed of pleiotropic SNPs, provided evidence of the shared genetic underpinnings of CVD and its risk factors. Our eQTL network, which integrated SNPs, gene expression, and phenotype, identified several pathways affected by genetic variants associated with CVD and its major risk factors.

With the use of GWAS results alone, it is not possible to identify the causal variant, the causal gene, or the mechanism by which a SNP or nearby gene affects the phenotype. By integrating multidimensional data (ie, GWAS SNPs and gene expression analyses), we provide evidence that GWAS loci have strong associations (*cis* or *trans*) with expression levels of genes.⁴⁷ We replicated our eQTL results in 2 large databases. The relatively low replication of some eQTLs from our data set in other databases may be attributable to the different genotyping and gene expression platforms (the Blood eQTL Browser used illumina arrays for SNPs and gene expression, whereas we used an Affymetrix array) or from the fact that our data set arose from a larger single cohort with uniform data collection techniques, whereas the Blood eQTL Browser relied on meta-analysis of many separate data collection efforts. On the other hand, for the eQTLs identified both in our data and in other databases, we found a high concordance of SNP-gene associations, further indicating that these eQTLs are replicable. Many of the genes associated with CVD SNPs were previously reported to be associated with CVD or its risk factors, including *FADS1*, *HMGCR*, *LPL*, *LDLR*, and *SREBF2*. Moreover, we found a large number of eQTL-associated genes whose expression levels were also associated with a variety of CVD phenotypes, suggesting the existence of 3-way relationships between genetic variants, gene expression, and phenotypes (Figure 5).

The underlying mechanism of downstream effects of disease-associated SNPs (*trans*-eQTL) has not yet been fully

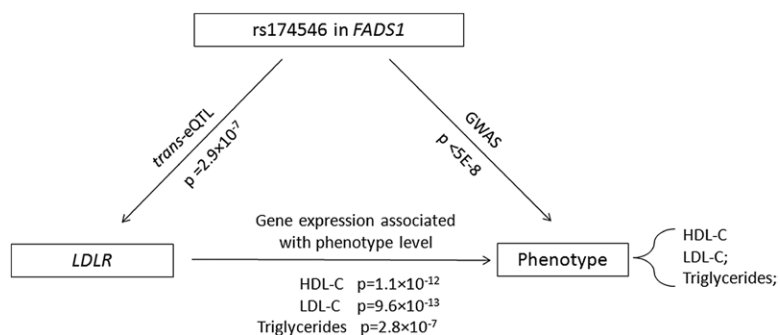


Figure 5. Example of triangular relations among phenotype, single nucleotide polymorphism, and gene expression. rs174546 (in *FADS1*) was associated with high-density lipoprotein cholesterol (HDL-C), low-density lipoprotein cholesterol (LDL-C), and triglycerides in genome-wide association studies (GWAS). This single nucleotide polymorphism was significantly associated with expression of *LDLR* in Framingham Heart Study participants ($P=2.9 \times 10^{-7}$). The expression of *LDLR* was also significantly associated with HDL-C, LDL-C, and triglyceride levels in Framingham Heart Study participants. eQTL indicates expression quantitative trait loci.

Table 4. Mediation Test Results

GWAS-Associated Phenotype	Phenotype-Associated SNP From GWAS (<i>Mapped Gene</i>)	Expressed Gene Associated With SNP (<i>cis, trans</i>)	SNP-Gene R^2	SNP-Gene <i>P</i> Value	Gene-Phenotype R^2	Gene-Phenotype <i>P</i> Value	SNP-Phenotype β (Controlling for Expression)	Proportion of Mediation of SNP-Phenotype Association by Expression, %
HDL-C	rs7120118 (<i>NR1H3</i>)	<i>DDB2</i> (<i>cis</i>)	0.0069	1.7×10^{-9}	0.0033	9.1×10^{-7}	0.17	18.0
		<i>MADD</i> (<i>cis</i>)	0.015	2.6×10^{-19}	0.0055	1.9×10^{-5}	0.22	24.0
	rs174546/rs174547/ rs174548 (<i>FADS1</i>)	<i>FADS1</i> (<i>cis</i>)	0.046	9.4×10^{-56}	0.0037	3.1×10^{-8}	-0.45	45.8
		<i>SREBF2</i> (<i>trans</i>)	0.0054	8.9×10^{-8}	0.015	2.2×10^{-24}	-0.26	21.1
		<i>LDLR</i> (<i>trans</i>)	0.005	2.9×10^{-7}	0.0084	1.1×10^{12}	-0.21	18.6
	rs964184 (<i>ZNF259</i>)	<i>PPM1B</i> (<i>trans</i>)	0.0051	2.3×10^{-7}	0.0017	6.1×10^{-5}	-0.073	3.7
		<i>YPEL5</i> (<i>trans</i>)	0.0056	6.1×10^{-8}	0.0085	1.5×10^{-12}	-0.13	7.0
	rs4759375 (<i>SBN01</i>)	<i>CDK2AP1</i> (<i>cis</i>)	0.0047	6.1×10^{-7}	0.0074	1.6×10^{-6}	0.26	10.1
	rs3136441 (<i>F2</i>)	<i>DDB2</i> (<i>cis</i>)	0.012	1.1×10^{-15}	0.0033	9.1×10^{-7}	0.30	32.4
	rs2271293/rs16942887 (<i>NUTF2/PSKH1</i>)	<i>DPEP2</i> (<i>cis</i>)	0.0061	1.3×10^{-8}	0.015	5.9×10^{-16}	0.41	23.2
		<i>SLC12A4</i> (<i>cis</i>)	0.0046	9.2×10^{-8}	0.0035	4.6×10^{-4}	0.14	8.3
HDL-C	rs255049 (<i>DPEP3</i>)	<i>DPEP2</i> (<i>cis</i>)	0.0084	2.5×10^{-11}	0.015	5.9×10^{-16}	0.38	43.7
		<i>SLC12A4</i> (<i>cis</i>)	0.0045	1.2×10^{-6}	0.0035	4.6×10^{-4}	0.11	13.3
LDL-C	rs964184 (<i>ZNF259</i>)	<i>PCSK7</i> (<i>cis</i>)	0.0038	7.0×10^{-6}	0.0040	3.3×10^{-4}	0.15	7.5
	rs174546 (<i>FADS1</i>)	<i>LDLR</i> (<i>trans</i>)	0.005	2.9×10^{-7}	0.0034	9.6×10^{-13}	-0.35	28.5
		<i>FADS1</i> (<i>cis</i>)	0.046	9.4×10^{-56}	0.0018	4.4×10^{-7}	-0.72	58.6
Triglycerides	rs10761731 (<i>JMJD1C</i>)	<i>CXCL5</i> (<i>trans</i>)	0.0061	1.4×10^{-8}	0.012	2.9×10^{-15}	-0.0063	17.0
		<i>ITGB3</i> (<i>trans</i>)	0.0062	1.2×10^{-8}	0.011	1.3×10^{-11}	-0.0042	11.8
		<i>AQ10</i> (<i>trans</i>)	0.0067	2.9×10^{-9}	0.0044	3.3×10^{-5}	-0.0046	12.8
		<i>ITGA2B</i> (<i>trans</i>)	0.0051	2.4×10^{-7}	0.02	7.5×10^{-6}	-0.0063	16.6
		<i>CLU</i> (<i>trans</i>)	0.005	2.7×10^{-7}	0.022	9.9×10^{-23}	-0.0066	17.6
	rs174546/ rs174558 (<i>FADS1</i>)	<i>FADS1</i> (<i>cis</i>)	0.046	9.4×10^{-56}	0.0017	2.7×10^{-6}	0.011	47.4
	Triglycerides	rs174546/ rs174558 (<i>FADS1</i>)	<i>SREBF2</i> (<i>trans</i>)	0.0054	8.9×10^{-8}	0.017	1.1×10^{-26}	0.0074
<i>LDLR</i> (<i>trans</i>)			0.005	2.9×10^{-7}	0.0024	2.8×10^{-7}	0.0038	15.1
rs4938303 (<i>RPL15P15, BUD13</i>)		<i>PCSK7</i> (<i>cis</i>)	0.0041	3.64×10^{-6}	0.0047	2.6×10^{-11}	0.0035	5.0
rs651821 (<i>APOA5</i>)		<i>SREBF2</i> (<i>trans</i>)	0.0047	6.4×10^{-7}	0.017	1.1×10^{-26}	0.014	9.8
rs964184 (<i>ZNF259</i>)		<i>PPM1B</i> (<i>trans</i>)	0.0051	2.26×10^{-7}	0.0087	3.0×10^{-19}	0.0055	4.4
	<i>YPEL5</i> (<i>trans</i>)	0.0056	6.11×10^{-8}	0.027	1.3×10^{-38}	0.0071	5.7	

GWAS indicates genome-wide association studies; HDL-C, high-density lipoprotein cholesterol; LDL, low-density lipoprotein cholesterol; R^2 , percent variance explained; SNP, single nucleotide polymorphism; and /, SNP in linkage disequilibrium ($R^2 > 0.8$).

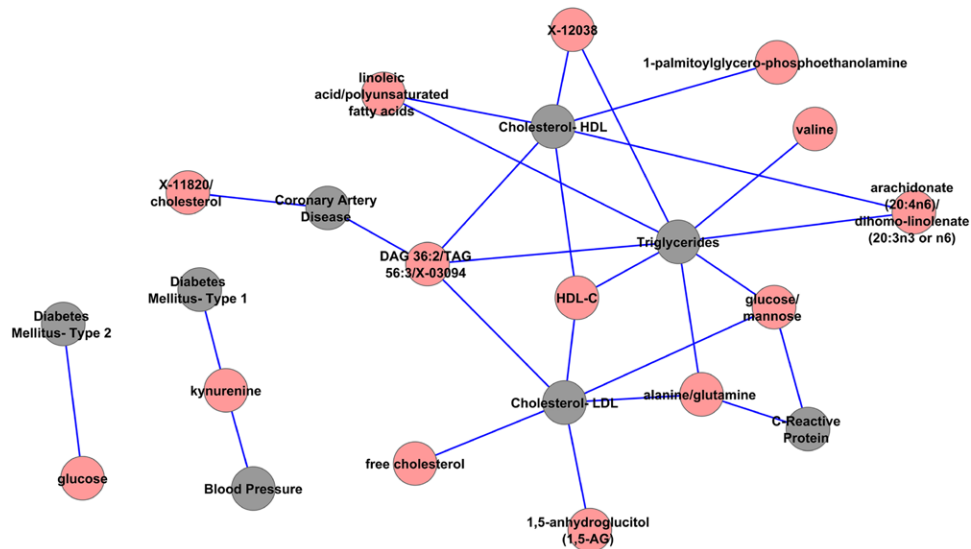


Figure 6. Cardiovascular disease phenotype and metabolite network by virtue of shared genome-wide association study single nucleotide polymorphisms. Gray nodes represent cardiovascular disease traits. Red nodes represent metabolites. Two traits are connected if they share at least 1 single nucleotide polymorphism in genome-wide association studies. HDL-C indicates high-density lipoprotein cholesterol; and LDL, low-density lipoprotein.

characterized. It has been suggested that expressed *cis*-eQTL genes can act as master *trans* regulators.⁴⁸ Among 31 eQTLs with both *cis* and *trans* associations, we found that only SNPs in the *FADS1* region (rs174546, rs174547, and rs174548) lost significance for association with *LDLR* and *SREBF2* after conditioning on expression of the corresponding *cis* genes (for expression of *FADS1* and *FADS2*, see Table XI in the online-only Data Supplement). Both the *cis* and *trans* associations were replicated in the Blood eQTL Browser, suggesting that the *trans* effects on *LDLR* and *SREBF2* were mediated by *FADS1* and *FADS2* expression. Moreover, both the SNPs in GWAS and gene expression in our samples were associated with multiple lipids traits (HDL-C, LDL-C, and triglycerides),

providing evidence of *trans* effects and implicating this *cis-trans* eQTL module (Figure 4C) in the link between *FADS* gene variation and CVD risk.

Common variants from GWAS explained only a small fraction of interindividual trait variance, yet they may provide important biological or therapeutic insights. For example, common variants in the introns of *HMGCR* and *NPC1L1* confer small effects on plasma LDL-C (3 and 2 mg/dL, respectively), but they have dramatic effects on LDL-C when targeted by statins or ezetimibe, respectively.¹² Using mediation testing, we found that the genetic effects of variants (rs12916, rs3846663, and rs12654264; pairwise $R^2=0.94-1.0$) in *HMGCR* on LDL-C may be mediated through *HMGCR* expression ($P=0.034$, $P=0.036$, and $P=0.044$,

Table 5. eQTLs Among Metabolite-Associated GWAS Single Nucleotide Polymorphisms

eQTL	Gene Symbol and Locus	Metabolite Associated With eQTL	Traits Associated With eQTL in GWAS	Expressed Gene Associated With eQTL
rs1260326	<i>GCKR</i> (2p23.3)	Glucose/mannose	C-reactive protein; triglycerides; LDL cholesterol	NRBP1*
rs174547/ rs174548	<i>FADS1</i> (11q12.2)	Arachidonate (20:4n6)/dihomo-linolenate (20:3n3 or n6)	HDL cholesterol; triglycerides	C11orf10*; <i>FADS2</i> *; <i>FADS1</i> *; <i>FEN1</i> *; <i>LDLR</i> †; <i>SREBF2</i> †
rs3184504	<i>SH2B3</i> (12q24.12)	Kynurenine	Blood pressure; type 1 diabetes mellitus	<i>TRAFD1</i> *; <i>ALDH2</i> *; <i>HVCN1</i> *; <i>TCTN1</i> *; <i>ANKRD22</i> †; <i>ARHGEF40</i> †; <i>CD274</i> †; <i>FCGR1A</i> †; <i>GBP1</i> †; <i>GBP4</i> †; <i>GBP5</i> †; <i>GBP7</i> †; <i>IDS</i> †; <i>IFIT3</i> †; <i>IRF9</i> †; <i>MYADM</i> †; <i>PARP14</i> †; <i>PSMB9</i> †; <i>PSTPIP2</i> †; <i>RFX2</i> †; <i>RNF31</i> †; <i>SAMD9L</i> †; <i>SERPING1</i> †; <i>SRBD1</i> †; <i>STAT1</i> †; <i>TRIM22</i> †; <i>UBE2L6</i> †; <i>WDFY2</i> †
rs7570971	<i>RAB3GAP1</i> (2q21.3)	1,5-Anhydroglucitol (1,5-AG)	LDL cholesterol	<i>MCM6</i> *; <i>R3HDM1</i> *; <i>IRF8</i> †; <i>TNFRSF21</i> †; <i>LILRA4</i> †; <i>SERPINF1</i> †; <i>DARS</i> †
rs964184	<i>ZNF259</i> (11q23.3)	DAG 36:2/ TAG 56:3 /X-03094	HDL cholesterol	<i>BUD13</i> *; <i>PCSK7</i> *; <i>SIDT2</i> *; <i>TAGLN</i> *; <i>OBFC2A</i> †; <i>TMEM165</i> †; <i>PPM1B</i> †; <i>YPEL5</i> †
rs651821	<i>APOA5</i> (11q23.3)	Valine	Triglycerides	<i>TAGLN</i> *; <i>SIDT2</i> *; <i>SREBF2</i> †

eQTL indicates expression quantitative trait loci; GWAS, genome-wide association studies; HDL, high-density lipoprotein; and LDL, low-density lipoprotein.

*Denotes *cis* association with eQTL.

†Denotes *trans* association with eQTL.

respectively). This analysis also revealed several known as well as potentially novel therapeutic targets. For example, we found that the expression of *PCSK7* was not only *cis* associated with rs964184, a pleiotropic SNP in *ZNF259* that is associated in GWAS with HDL-C, LDL-C, triglycerides, and CVD risk,^{4,12} but *PCSK7* expression also was associated with LDL-C and triglyceride levels in FHS participants. Thus, part of the genetic effect of rs964184 on LDL-C (8%) and triglycerides (5%) was mediated through expression of *PCSK7*, providing orthogonal support for this gene as a potential therapeutic target. Of note, a rare coding variant in *PCSK7* was recently found to be associated with HDL-C by analysis of exonic variants in individuals of African ancestry.⁴⁹ Expression of another gene, *FDFT1*, revealed *cis* associations with SNPs associated in GWAS with HDL-C, LDL-C, triglycerides, and coronary disease (Figure 4E; light red represents long-range *cis* associations). The expression of *FDFT1* was significantly associated with HDL-C and triglyceride levels ($P=1.5\times 10^{-10}$ and 1.5×10^{-7} , respectively) in FHS participants. Moreover, the mediation test for *FDFT1* was significant ($P<0.001$ for average causal mediation effects) on HDL-C. A recent study found that expression of *FDFT1* was significantly higher in atherosclerosis-resistant Japanese quail than in atherosclerosis-susceptible strains,⁵⁰ suggesting that *FDFT1* may represent another potential therapeutic target for the treatment of lipids and atherosclerotic CVD.

There are several limitations to this study. First, from this observational study, we can only infer the mediation effects of genetic variants. Causal relationships may be validated through randomized experiments or biological validation studies. Second, our gene expression data were derived from whole blood; some eQTLs may be highly tissue dependent. Therefore, the CVD modules and mediation effects may not be reflective of other tissues. Third, because each SNP only contributes a small effect on phenotypic variation, the combination of SNPs and their interactions may reveal a more complete picture of disease mechanisms.

In summary, integrating published GWAS with genetic variants, gene expression, and phenotype data from >5000 FHS participants allowed us to decipher the genetic architecture that underlies CVD and its risk factors at the population level. The integration of 3 levels of data not only afforded plausible functional explanations for disease but also revealed promising therapeutic targets.

Acknowledgments

We thank all of the study participants who helped to create this valuable resource and supported this work. We thank the data management group of FHS for organizing and providing these data. We thank the National Institutes of Health Fellows Editorial Board members for their valuable edits and comments. This study used the high-performance computational capabilities of the Biowulf Linux cluster at the National Institutes of Health, Bethesda, MD (<http://biowulf.nih.gov>).

Sources of Funding

The FHS is funded by National Institutes of Health contract N01-HC-25195. The laboratory work for this investigation was funded by the Division of Intramural Research, National Heart, Lung, and Blood Institute, National Institutes of Health. The analytical component of this project was funded by the Division of Intramural Research, National Heart, Lung, and Blood Institute, and the Center for Information Technology, National Institutes of

Health, Bethesda, MD, and a National Institutes of Health grant (U01 HG007019). Dr Tastan acknowledges support from Bilim Akademisi, The Science Academy, Turkey, under the BAGEP program and support from L'Oreal-UNESCO under the UNESCO-L'Oreal National Fellowships Program for Young Women in Life Sciences. B.O. is supported by The Scientific and Technological Research Council of Turkey (TÜBİTAK, 2211-C PhD Scholarship). J.B. Meigs is supported by K24 DK080140.

Disclosures

None.

References

- Kathiresan S, Srivastava D. Genetics of human cardiovascular disease. *Cell*. 2012;148:1242–1257. doi: 10.1016/j.cell.2012.03.001.
- Gaziano TA, Bitton A, Anand S, Abrahams-Gessel S, Murphy A. Growing epidemic of coronary heart disease in low- and middle-income countries. *Curr Probl Cardiol*. 2010;35:72–115. doi: 10.1016/j.cpcardiol.2009.10.002.
- Hindorf LA, Sethupathy P, Junkins HA, Ramos EM, Mehta JP, Collins FS, Manolio TA. Potential etiologic and functional implications of genome-wide association loci for human diseases and traits. *Proc Natl Acad Sci U S A*. 2009;106:9362–9367. doi: 10.1073/pnas.0903103106.
- Schunkert H, König IR, Kathiresan S, Reilly MP, Assimes TL, Holm H, Preuss M, Stewart AF, Barbalic M, Gieger C, Absher D, Aherrahrou Z, Allayee H, Altshuler D, Anand SS, Andersson K, Anderson JL, Ardissino D, Ball SG, Balmforth AJ, Barnes TA, Becker DM, Becker LC, Berger K, Bis JC, Boekholdt SM, Boerwinkle E, Braund PS, Brown MJ, Burnett MS, Buyschaert I, Carlquist JF, Chen L, Cichon S, Codd V, Davies RW, Dedoussis G, Dehghan A, Demissie S, Devaney JM, Diemert P, Do R, Doering A, Eifert S, Mokhtari NE, Ellis SG, Elosua R, Engert JC, Epstein SE, de Faire U, Fischer M, Folsom AR, Freyer J, Gigante B, Girelli D, Gretarsdottir S, Gudnason V, Gulcher JR, Halperin E, Hammond N, Hazen SL, Hofman A, Horne BD, Illig T, Iribarren C, Jones GT, Jukema JW, Kaiser MA, Kaplan LM, Kastelein JJ, Khaw KT, Knowles JW, Kolovou G, Kong A, Laaksonen R, Lambrechts D, Leander K, Lettre G, Li M, Lieb W, Loley C, Lotery AJ, Mannucci PM, Maouche S, Martinelli N, McKeown PP, Meisinger C, Meitinger T, Melander O, Merlini PA, Mooser V, Morgan T, Muhleisen TW, Muhlestein JB, Münzel T, Musunuru K, Nahrstaedt J, Nelson CP, Nöthen MM, Olivieri O, Patel RS, Patterson CC, Peters A, Peyvandi F, Qu L, Quyyumi AA, Rader DJ, Rallidis LS, Rice C, Rosendaal FR, Rubin D, Salomaa V, Sampietro ML, Sandhu MS, Schadt E, Schäfer A, Schillert A, Schreiber S, Schrezenmeier J, Schwartz SM, Siscovick DS, Sivavanathan M, Sivapalaratnam S, Smith A, Smith TB, Snoop JD, Soranzo N, Spertus JA, Stark K, Stirrups K, Stoll M, Tang WH, Tennstedt S, Thorleifsson G, Thorleifsson G, Tomaszewski M, Uitterlinden AG, van Rij AM, Voight BF, Wareham NJ, Wells GA, Wichmann HE, Wild PS, Willenborg C, Wittman JC, Wright BJ, Ye S, Zeller T, Ziegler A, Cambien F, Goodall AH, Cupples LA, Quertermous T, März W, Hengstenberg C, Blankenberg S, Ouwehand WH, Hall AS, Deloukas P, Thompson JR, Stefansson K, Roberts R, Thorsteinsdottir U, O'Donnell CJ, McPherson R, Erdmann J, Samani NJ; CARDIoGRAM Consortium. Large-scale association analysis identifies 13 new susceptibility loci for coronary artery disease. *Nat Genet*. 2011;43:333–338. doi: 10.1038/ng.784.
- Ehret GB, Munroe PB, Rice KM, Bochud M, Johnson AD, Chasman DI, Smith AV, Tobin MD, Verwoert GC, Hwang SJ, Pihur V, Vollenweider P, O'Reilly PF, Amin N, Bragg-Gresham JL, Teumer A, Glazer NL, Launer L, Zhao JH, Aulchenko Y, Heath S, Sober S, Parsa A, Luan J, Arora P, Dehghan A, Zhang F, Lucas G, Hicks AG, Jackson AU, Peden JF, Tanaka T, Wild SH, Rudan I, Igl W, Milanesechi Y, Parker AN, Fava C, Chambers JC, Fox ER, Kumari M, Go MJ, van der Harst P, Kao WH, Sjogren M, Vinay DG, Alexander M, Tabara Y, Shaw-Hawkins S, Whincup PH, Liu Y, Shi G, Kuusisto J, Tayo B, Seielstad M, Sim X, Nguyen KD, Lehtimäki T, Matullo G, Wu Y, Gaunt TR, Onland-Moret NC, Cooper MN, Platou CG, Org E, Hardy R, Dahgam S, Palmén J, Vitart V, Braund PS, Kuznetsova T, Uiterwaal CS, Adeyemo A, Palmas W, Campbell H, Ludwig B, Tomaszewski M, Tzoulaki I, Palmer ND, Aspelund T, Garcia M, Chang YP, O'Connell JR, Steinle NI, Grobbee DE, Arking DE, Kardina SL, Morrison AC, Hernandez D, Najjar S, McArdle WL, Hadley D, Brown MJ, Clarke JM, Hingorani AD, Day IN, Lawlor DA, Beilby JP, Lawrence RW, Clarke R, Hopewell JC, Ongen H, Dreisbach AW, Li Y, Young JH, Bis JC, Kahonen M, Viikari J, Adair LS, Lee NR, Chen MH, Olden M, Pattaro C, Bolton JA, Kottgen A, Bergmann S, Mooser V, Chaturvedi N, Frayling

- TM, Islam M, Jafar TH, Erdmann J, Kulkarni SR, Bornstein SR, Grassler J, Groop L, Voight BF, Kettunen J, Howard P, Taylor A, Guarerra S, Ricceri F, Emilsson V, Plump A, Barroso I, Khaw KT, Weder AB, Hunt SC, Sun YV, Bergman RN, Collins FS, Bonnycastle LL, Scott LJ, Stringham HM, Peltonen L, Perola M, Vartiainen E, Brand SM, Staessen JA, Wang TJ, Burton PR, Soler Artigas M, Dong Y, Snieder H, Wang X, Zhu H, Lohman KK, Rudock ME, Heckbert SR, Smith NL, Wiggins KL, Doumatey A, Shriner D, Veldre G, Viigimaa M, Kinra S, Prabhakaran D, Tripathy V, Langefeld CD, Rosengren A, Thelle DS, Corsi AM, Singleton A, Forrester T, Hilton G, McKenzie CA, Salako T, Iwai N, Kita Y, Ogihara T, Ohkubo T, Okamura T, Ueshima H, Umemura S, Eyheramendy S, Meitinger T, Wichmann HE, Cho YS, Kim HL, Lee JY, Scott J, Sehmi JS, Zhang W, Hedblad B, Nilsson P, Smith GD, Wong A, Narisu N, Stancakova A, Raffel LJ, Yao J, Kathiresan S, O'Donnell CJ, Schwartz SM, Ikram MA, Longstreth WT Jr, Mosley TH, Seshadri S, Shrine NR, Wain LV, Morken MA, Swift AJ, Laitinen J, Prokopenko I, Zitting P, Cooper JA, Humphries SE, Danesh J, Rasheed A, Goel A, Hamsten A, Watkins H, Bakker SJ, van Gilst WH, Janipalli CS, Mani KR, Yajnik CS, Hofman A, Mattace-Raso FU, Oostra BA, Demirkan A, Isaacs A, Rivadeneira F, Lakatta EG, Orru M, Scuteri A, Ala-Korpela M, Kangas AJ, Lytikainen LP, Soininen P, Tukiainen T, Wurtz P, Ong RT, Dorr M, Kroemer HK, Volker U, Volzke H, Galan P, Hercberg S, Lathrop M, Zelenika D, Deloukas P, Mangino M, Spector TD, Zhai G, Meschia JF, Nalls MA, Sharma P, Terzic J, Kumar MV, Denniff M, Zukowska-Szczepowska E, Wagenknecht LE, Fowkes FG, Charchar FJ, Schwarz PE, Hayward C, Guo X, Rotimi C, Bots ML, Brand E, Samani NJ, Polasek O, Talmud PJ, Nyberg F, Kuh D, Laan M, Hveem K, Palmer LJ, van der Schouw YT, Casas JP, Mohlke KL, Vineis P, Raitakari O, Ganesh SK, Wong TY, Tai ES, Cooper RS, Laakso M, Rao DC, Harris TB, Morris RW, Dominiczak AF, Kivimaki M, Marmot MG, Miki T, Saleheen D, Chandak GR, Coresh J, Navis G, Salomaa V, Han BG, Zhu X, Kooner JS, Melander O, Ridker PM, Bandinelli S, Gyllenstein UB, Wright AF, Wilson JF, Ferrucci L, Farrall M, Tuomilehto J, Pramstaller PP, Elosua R, Soranzo N, Sijbrands EJ, Altshuler D, Loos RJ, Shuldiner AR, Gieger C, Meneton P, Uitterlinden AG, Wareham NJ, Gudnason V, Rotter JJ, Rettig R, Uda M, Strachan DP, Witteman JC, Hartikainen AL, Beckmann JS, Boerwinkle E, Vasan RS, Boehnke M, Larson MG, Jarvelin MR, Psaty BM, Abecasis GR, Chakravarti A, Elliott P, van Duijn CM, Newton-Cheh C, Levy D, Caulfield MJ, Johnson T. Genetic variants in novel pathways influence blood pressure and cardiovascular disease risk. *Nature*. 2011;478:103–109.
6. Stahl EA, Raychaudhuri S, Remmers EF, Xie G, Eyre S, Thomson BP, Li Y, Kurzeeman FA, Zernakova A, Hinks A, Guiducci C, Chen R, Alfredsson L, Amos CI, Ardlie KG, Barton A, Bowes J, Brouwer E, Burt NP, Catanese JJ, Coblyn J, Coenen MJ, Costenbader KH, Criswell LA, Crusius JB, Cui J, de Bakker PI, De Jager PL, Ding B, Emery P, Flynn E, Harrison P, Hocking LJ, Huizinga TW, Kastner DL, Ke X, Lee AT, Liu X, Martin P, Morgan AW, Padyukov L, Posthumus MD, Radstake TR, Reid DM, Seielstad M, Seldin MF, Shadick NA, Steer S, Tak PP, Thomson W, van der Helm-van Mil AH, van der Horst-Bruinsma IE, van der Schoot CE, van Riel PL, Weinblatt ME, Wilson AG, Wolbink GJ, Wordsworth BP, Wijmenga C, Karlson EW, Toes RE, de Vries N, Begovich AB, Worthington J, Siminovich KA, Gregersen PK, Klareskog L, Plenge RM; BIRAC Consortium; YEAR Consortium. Genome-wide association study meta-analysis identifies seven new rheumatoid arthritis risk loci. *Nat Genet*. 2010;42:508–514. doi: 10.1038/ng.582.
7. Plagnol V, Howson JM, Smyth DJ, Walker N, Hafler JP, Wallace C, Stevens H, Jackson L, Simmonds MJ, Bingley PJ, Gough SC, Todd JA; Type 1 Diabetes Genetics Consortium. Genome-wide association analysis of autoantibody positivity in type 1 diabetes cases. *PLoS Genet*. 2011;7:e1002216. doi: 10.1371/journal.pgen.1002216.
8. Aulchenko YS, Ripatti S, Lindqvist I, Boomsma D, Heid IM, Pramstaller PP, Penninx BW, Janssens AC, Wilson JF, Spector T, Martin NG, Pedersen NL, Kyvik KO, Kaprio J, Hofman A, Freimer NB, Jarvelin MR, Gyllenstein U, Campbell H, Rudan I, Johansson A, Marroni F, Hayward C, Vitart V, Jonasson I, Pattaro C, Wright A, Hastie N, Pichler I, Hicks AA, Falchi M, Willemsen G, Hottenga JJ, de Geus EJ, Montgomery GW, Whitfield J, Magnusson P, Saharinen J, Perola M, Silander K, Isaacs A, Sijbrands EJ, Uitterlinden AG, Witteman JC, Oostra BA, Elliott P, Ruokonen A, Sabatti C, Gieger C, Meitinger T, Kronenberg F, Döring A, Wichmann HE, Smit JH, McCarthy MI, van Duijn CM, Peltonen L; ENGAGE Consortium. Loci influencing lipid levels and coronary heart disease risk in 16 European population cohorts. *Nat Genet*. 2009;41:47–55. doi: 10.1038/ng.269.
9. Ndiaye NC, Azimi Nehzad M, El Shamieh S, Stathopoulou MG, Visvikis-Siest S. Cardiovascular diseases and genome-wide association studies. *Clin Chim Acta*. 2011;412:1697–1701. doi: 10.1016/j.cca.2011.05.035.
10. Schadt EE, Molony C, Chudin E, Hao K, Yang X, Lum PY, Kasarskis A, Zhang B, Wang S, Suver C, Zhu J, Millstein J, Sieberts S, Lamb J, GuhaThakurta D, Derry J, Storey JD, Avila-Campillo I, Kruger MJ, Johnson JM, Rohl CA, van Nas A, Mehrabian M, Drake TA, Lusk AJ, Smith RC, Guengerich FP, Strom SC, Schuetz E, Rushmore TH, Ulrich R. Mapping the genetic architecture of gene expression in human liver. *PLoS Biol*. 2008;6:e107. doi: 10.1371/journal.pbio.0060107.
11. Westra HJ, Peters MJ, Esko T, Yaghootkar H, Schurmann C, Kettunen J, Christiansen MW, Fairfax BP, Schramm K, Powell JE, Zernakova A, Zernakova DV, Veldink JH, Van den Berg LH, Karjalainen J, Withoff S, Uitterlinden AG, Hofman A, Rivadeneira F, 't Hoen PA, Reinmaa E, Fischer K, Nelis M, Milani L, Melzer D, Ferrucci L, Singleton AB, Hernandez DG, Nalls MA, Homuth G, Nauck M, Radke D, Volker U, Perola M, Salomaa V, Brody J, Suchy-Dicey A, Gharib SA, Enquobahrie DA, Lumley T, Montgomery GW, Makino S, Prokisch H, Herder C, Roden M, Grallert H, Meitinger T, Strauch K, Li Y, Jansen RC, Visscher PM, Knight JC, Psaty BM, Ripatti S, Teumer A, Frayling TM, Metspalu A, van Meurs JB, Franke L. Systematic identification of trans eQTLs as putative drivers of known disease associations. *Nat Genet*. 2013;45:1238–1243. doi: 10.1038/ng.2756.
12. Teslovich TM, Musunuru K, Smith AV, Edmondson AC, Stylianou IM, Koseki M, Pirruccello JP, Ripatti S, Chasman DI, Willer CJ, Johansen CT, Fouchier SW, Isaacs A, Peloso GM, Barbalic M, Ricketts SL, Bis JC, Aulchenko YS, Thorleifsson G, Feitosa MF, Chambers J, Orho-Melander M, Melander O, Johnson T, Li X, Guo X, Li M, Shin Cho Y, Jin Go M, Jin Kim Y, Lee JY, Park T, Kim K, Sim X, Tsee-Hee Ong R, Croteau-Chonka DC, Lange LA, Smith JD, Song K, Hua Zhao J, Yuan X, Luan J, Lamina C, Ziegler A, Zhang W, Zee RY, Wright AF, Witteman JC, Wilson JF, Willemsen G, Wichmann HE, Whitfield JB, Waterworth DM, Wareham NJ, Waeber G, Vollenweider P, Voight BF, Vitart V, Uitterlinden AG, Uda M, Tuomilehto J, Thompson JR, Tanaka T, Surakka I, Stringham HM, Spector TD, Soranzo N, Smit JH, Sinisalo J, Silander K, Sijbrands EJ, Scuteri A, Scott J, Schlesinger D, Sanna S, Salomaa V, Saharinen J, Sabatti C, Ruokonen A, Rudan I, Rose LM, Roberts R, Rieder M, Psaty BM, Pramstaller PP, Pichler I, Perola M, Penninx BW, Pedersen NL, Pattaro C, Parker AN, Pare G, Oostra BA, O'Donnell CJ, Nieminen MS, Nickerson DA, Montgomery GW, Meitinger T, McPherson R, McCarthy MI, McArdle W, Masson D, Martin NG, Marroni F, Mangino M, Magnusson PK, Lucas G, Luben R, Loos RJ, Lokki ML, Lettre G, Langenberg C, Launer LJ, Lakatta EG, Laaksonen R, Kyvik KO, Kronenberg F, König IR, Khaw KT, Kaprio J, Kaplan LM, Johansson A, Jarvelin MR, Janssens AC, Ingelsson E, Igl W, Kees Hovingh G, Hottenga JJ, Hofman A, Hicks AA, Hengstenberg C, Heid IM, Hayward C, Havulinna AS, Hastie ND, Harris TB, Haritunians T, Hall AS, Gyllenstein U, Guiducci C, Groop LC, Gonzalez E, Gieger C, Freimer NB, Ferrucci L, Erdmann J, Elliott P, Ejebe KG, Döring A, Dominiczak AF, Demissie S, Deloukas P, de Geus EJ, de Faire U, Crawford G, Collins FS, Chen YD, Caulfield MJ, Campbell H, Burt NP, Bonnycastle LL, Boomsma DI, Boekholdt SM, Bergman RN, Barroso I, Bandinelli S, Ballantyne CM, Assimes TL, Quertermous T, Altshuler D, Seielstad M, Wong TY, Tai ES, Feranil AB, Kuzawa CW, Adair LS, Taylor HA Jr, Borecki IB, Gabriel SB, Wilson JG, Holm H, Thorsteinsdottir U, Gudnason V, Krauss RM, Mohlke KL, Ordovas JM, Munroe PB, Kooner JS, Tall AR, Hegele RA, Kastelein JJ, Schadt EE, Rotter JJ, Boerwinkle E, Strachan DP, Mooser V, Stefansson K, Reilly MP, Samani NJ, Schunkert H, Cupples LA, Sandhu MS, Ridker PM, Rader DJ, van Duijn CM, Peltonen L, Abecasis GR, Boehnke M, Kathiresan S. Biological, clinical and population relevance of 95 loci for blood lipids. *Nature*. 2010;466:707–713. doi: 10.1038/nature09270.
13. Lusk AJ, Weiss JN. Cardiovascular networks: systems-based approaches to cardiovascular disease. *Circulation*. 2010;121:157–170. doi: 10.1161/CIRCULATIONAHA.108.847699.
14. Goh KL, Cusick ME, Valle D, Childs B, Vidal M, Barabási AL. The human disease network. *Proc Natl Acad Sci U S A*. 2007;104:8685–8690. doi: 10.1073/pnas.0701361104.
15. Oppenheimer GM. Becoming the Framingham Study 1947–1950. *Am J Public Health*. 2005;95:602–610.
16. Joehanes R, Ying S, Huan T, Johnson AD, Raghavachari N, Wang R, Liu P, Woodhouse KA, Sen SK, Tanriverdi K, Courchesne P, Freedman JE, O'Donnell CJ, Levy D, Munson PJ. Gene expression signatures of coronary heart disease. *Arterioscler Thromb Vasc Biol*. 2013;33:1418–1426. doi: 10.1161/ATVBAHA.112.301169.
17. Tryka KA, Hao L, Sturcke A, Jin Y, Wang ZY, Ziyabari L, Lee M, Popova N, Sharopova N, Kimura M, Feolo M. NCBI's database of genotypes and phenotypes: dbGaP. *Nucleic Acids Res*. 2014;42(database issue):D975–D979. doi: 10.1093/nar/gkt1211.

18. Benjamin AM, Suchindran S, Pearce K, Rowell J, Lien LF, Guyton JR, McCarthy JJ. Gene by sex interaction for measures of obesity in the Framingham Heart Study. *J Obes.* 2011;2011:329038. doi: 10.1155/2011/329038.
19. Howie B, Fuchsberger C, Stephens M, Marchini J, Abecasis GR. Fast and accurate genotype imputation in genome-wide association studies through pre-phasing. *Nat Genet.* 2012;44:955–959. doi: 10.1038/ng.2354.
20. Irizarry RA, Bolstad BM, Collin F, Cope LM, Hobbs B, Speed TP. Summaries of Affymetrix GeneChip probe level data. *Nucleic Acids Res.* 2003;31:e15.
21. Vazquez AI, Bates DM, Rosa GJ, Gianola D, Weigel KA. Technical note: an R package for fitting generalized linear mixed models in animal breeding. *J Anim Sci.* 2010;88:497–504. doi: 10.2527/jas.2009-1952.
22. Benjamini Y, Hochberg Y. Controlling the false discovery rate: a practical and powerful approach to multiple testing. *J Roy Stat Soc Ser B Met.* 1995;57:289–300.
23. Imai K, Keele L, Tingley D. A general approach to causal mediation analysis. *Psychol Methods.* 2010;15(4):309–34.
24. Kellis M, Wold B, Snyder MP, Bernstein BE, Kundaje A, Marinov GK, Ward LD, Birney E, Crawford GE, Dekker J, Dunham I, Elinitzki LL, Farnham PJ, Feingold EA, Gerstein M, Giddings MC, Gilbert DM, Gingeras TR, Green ED, Guigo R, Hubbard T, Kent J, Lieb JD, Myers RM, Pazin MJ, Ren B, Stamatoyannopoulos JA, Weng Z, White KP, Hardison RC. Defining functional DNA elements in the human genome. *Proc Natl Acad Sci U S A.* 2014;111:6131–6138. doi: 10.1073/pnas.1318948111.
25. Bailey TL, Boden M, Buske FA, Frith M, Grant CE, Clementi L, Ren J, Li WW, Noble WS. MEME SUITE: tools for motif discovery and searching. *Nucleic Acids Res.* 2009;37(Web server issue):W202–W208. doi: 10.1093/nar/gkp335.
26. Zhang X, Gierman HJ, Levy D, Plump A, Dobrin R, Goring HH, Curran JE, Johnson MP, Blangero J, Kim SK, O'Donnell CJ, Emilsson V, Johnson AD. Synthesis of 53 tissue and cell line expression QTL datasets reveals master eQTLs. *BMC Genomics.* 2014;15:532. doi: 10.1186/1471-2164-15-532.
27. Shannon P, Markiel A, Ozier O, Baliga NS, Wang JT, Ramage D, Amin N, Schwikowski B, Ideker T. Cytoscape: a software environment for integrated models of biomolecular interaction networks. *Genome Res.* 2003;13:2498–2504. doi: 10.1101/gr.1239303.
28. Spinelli L, Gambette P, Chapple CE, Robisson B, Baudot A, Garreta H, Tichit L, Guénoche A, Brun C. Clust&See: a Cytoscape plugin for the identification, visualization and manipulation of network clusters. *Biosystems.* 2013;113:91–95. doi: 10.1016/j.biosystems.2013.05.010.
29. Gambette P, Guénoche A. Bootstrap clustering for graph partitioning. *RAIRO Op Res.* 2012;45:339–352.
30. Rutter MK, Meigs JB, Sullivan LM, D'Agostino RB Sr, Wilson PW. Insulin resistance, the metabolic syndrome, and incident cardiovascular events in the Framingham Offspring Study. *Diabetes.* 2005;54:3252–3257.
31. Kathiresan S, Willer CJ, Peloso GM, Demissie S, Musunuru K, Schadt EE, Kaplan L, Bennett D, Li Y, Tanaka T, Voight BF, Bonnycastle LL, Jackson AU, Crawford G, Surti A, Guiducci C, Burt NP, Parish S, Clarke R, Zelenika D, Kubalanza KA, Morken MA, Scott LJ, Stringham HM, Galan P, Swift AJ, Kuusisto J, Bergman RN, Sundvall J, Laakso M, Ferrucci L, Scheet P, Sanna S, Uda M, Yang Q, Lunetta KL, Dupuis J, de Bakker PI, O'Donnell CJ, Chambers JC, Kooner JS, Hercberg S, Meneton P, Lakatta EG, Scuteri A, Schlessinger D, Tuomilehto J, Collins FS, Groop L, Altschuler D, Collins R, Lathrop GM, Melander O, Salomaa V, Peltonen L, Orho-Melander M, Ordovas JM, Boehnke M, Abecasis GR, Mohlke KL, Cupples LA. Common variants at 30 loci contribute to polygenic dyslipidemia. *Nat Genet.* 2009;41:56–65. doi: 10.1038/ng.291.
32. Dehghan A, Dupuis J, Barbalic M, Bis JC, Eiriksdottir G, Lu C, Pellikka N, Wallaschofski H, Kettunen J, Henneman P, Baumert J, Strachan DP, Fuchsberger C, Vitart V, Wilson JF, Paré G, Naitza S, Rudock ME, Surakka I, de Geus EJ, Alizadeh BZ, Guralnik J, Shuldiner A, Tanaka T, Zee RY, Schnabel RB, Nambi V, Kavousi M, Ripatti S, Nauck M, Smith NL, Smith AV, Sundvall J, Scheet P, Liu Y, Ruokonen A, Rose LM, Larson MG, Hoogeveen RC, Freimer NB, Teumer A, Tracy RP, Launer LJ, Buring JE, Yamamoto JF, Folsom AR, Sijbrands EJ, Pankow J, Elliott P, Keane JF, Sun W, Sarin AP, Fontes JD, Badola S, Astor BC, Hofman A, Pouta A, Werdan K, Greiser KH, Kuss O, Meyer zu Schwabedissen HE, Thiery J, Jamshidi Y, Nolte IM, Soranzo N, Spector TD, Völzke H, Parker AN, Aspelund T, Bates D, Young L, Tsui K, Siscovick DS, Guo X, Rotter JJ, Uda M, Schlessinger D, Rudan I, Hicks AA, Penninx BW, Thorand B, Gieger C, Coresh J, Willemsen G, Harris TB, Uitterlinden AG, Järvelin MR, Rice K, Radke D, Salomaa V, Willems van Dijk K, Boerwinkle E, Vasani RS, Ferrucci L, Gibson QD, Bandinelli S, Snieder H, Boomsma DI, Xiao X, Campbell H, Hayward C, Pramstaller PP, van Duijn CM, Peltonen L, Psaty BM, Gudnason V, Ridker PM, Homuth G, Koenig W, Ballantyne CM, Witteman JC, Benjamin EJ, Perola M, Chasman DI. Meta-analysis of genome-wide association studies in >80000 subjects identifies multiple loci for C-reactive protein levels. *Circulation.* 2011;123:731–738. doi: 10.1161/CIRCULATIONAHA.110.948570.
33. Speliotes EK, Willer CJ, Berndt SI, Monda KL, Thorleifsson G, Jackson AU, Lango Allen H, Lindgren CM, Luan J, Mägi R, Randall JC, Vedantam S, Winkler TW, Qi L, Workalemahu T, Heid IM, Steinthorsdottir V, Stringham HM, Weedon MN, Wheeler E, Wood AR, Ferreira T, Weyant RJ, Segrè AV, Estrada K, Liang L, Nemesh J, Park JH, Gustafsson S, Kilpeläinen TO, Yang J, Bouatia-Naji N, Esko T, Feitosa MF, Kutalik Z, Mangino M, Raychaudhuri S, Scherag A, Smith AV, Welch R, Zhao JH, Aben KK, Absher DM, Amin N, Dixon AL, Fisher E, Glazer NL, Goddard ME, Heard-Costa NL, Hoeseel V, Hottenga JJ, Johansson A, Johnson T, Ketkar S, Lamina C, Li S, Moffatt MF, Myers RH, Narisu N, Perry JR, Peters MJ, Preuss M, Ripatti S, Rivadeneira F, Sandholt C, Scott LJ, Timpson NJ, Tyrer JP, van Wingerden S, Watanabe RM, White CC, Wiklund F, Barlassina C, Chasman DI, Cooper MN, Jansson JO, Lawrence RW, Pellikka N, Prokopenko I, Shi J, Thiering E, Alavere H, Alibrandi MT, Almgren P, Arnold AM, Aspelund T, Atwood LD, Balkau B, Balmforth AJ, Bennett AJ, Ben-Shlomo Y, Bergman RN, Bergmann S, Biebermann H, Blakemore AI, Boes T, Bonnycastle LL, Bornstein SR, Brown MJ, Buchanan TA, Busonero F, Campbell H, Cappuccino FP, Cavalcanti-Proença C, Chen YD, Chen CM, Chines PS, Clarke R, Coin L, Connell J, Day IN, den Heijer M, Duan J, Ebrahim S, Elliott P, Elosua R, Eiriksdottir G, Erdos MR, Eriksson JG, Facheris MF, Felix SB, Fischer-Posovszky P, Folsom AR, Friedrich N, Freimer NB, Fu M, Gaget S, Gejman PV, Geus EJ, Gieger C, Gjessing AP, Goel A, Goyette P, Grallert H, Grässler J, Greenawald DM, Groves CJ, Gudnason V, Guiducci C, Hartikainen AL, Hassani N, Hall AS, Havulinna AS, Hayward C, Heath AC, Hengstenberg C, Hicks AA, Hinney A, Hofman A, Homuth G, Hui J, Igl W, Iribarren C, Isomaa B, Jacobs KB, Jarick I, Jewell E, John U, Jørgensen T, Jousilahti P, Julia A, Kaakinen M, Kajantie E, Kaplan LM, Kathiresan S, Kettunen J, Kinnunen L, Knowles JW, Kolcic I, König IR, Koskinen S, Kovacs P, Kuusisto J, Kraft P, Kvaløy K, Laitinen J, Lantieri O, Lanzani C, Launer LJ, Lecœur C, Lehtimäki T, Lettre G, Liu J, Lokki ML, Lorentzon M, Luben RN, Ludwig B, Manunta P, Marek D, Marre M, Martin NG, McArdle WL, McCarthy A, McKnight B, Meitinger T, Melander O, Meyre D, Midtthell K, Montgomery GW, Morken MA, Morris AP, Mulic R, Ngwa JS, Nelis M, Neville MJ, Nyholt DR, O'Donnell CJ, O'Rahilly S, Ong KK, Oostra B, Paré G, Parker AN, Perola M, Pichler I, Pietiläinen KH, Platou CG, Polasek O, Pouta A, Rafelt S, Raitakari O, Rayner NW, Ridderstråle M, Rief W, Ruokonen A, Robertson NR, Rzehak P, Salomaa V, Sanders AR, Sandhu MS, Sanna S, Saramies J, Savolainen MJ, Scherag S, Schipf S, Schreiber S, Schunkert H, Silander K, Sinisalo J, Siscovick DS, Smit JH, Soranzo N, Sovio U, Stephens J, Surakka I, Swift AJ, Tammesoo ML, Tardif JC, Teder-Laving M, Teslovich TM, Thompson JR, Thomson B, Tönjes A, Tuomi T, van Meurs JB, van Ommen GJ, Vatn V, Viikari J, Visvikis-Siest S, Vitart V, Vogel CI, Voight BF, Waite LL, Wallaschofski H, Walters GB, Widen E, Wiegand S, Wild SH, Willemsen G, Witte DR, Witteman JC, Xu J, Zhang Q, Zgaga L, Ziegler A, Zitting P, Beilby JP, Farooqi IS, Hebebrand J, Huikuri HV, James AL, Kähönen M, Levinson DF, Macciardi F, Nieminen MS, Ohlsson C, Palmer LJ, Ridker PM, Stumvoll M, Beckmann JS, Boeing H, Boerwinkle E, Boomsma DI, Caulfield MJ, Chanock SJ, Collins FS, Cupples LA, Smith GD, Erdmann J, Froguel P, Grönberg H, Gyllenstein U, Hall P, Hansen T, Harris TB, Hattersley AT, Hayes RB, Heinrich J, Hu FB, Hveem K, Illig T, Jarvelin MR, Kaprio J, Karpe F, Khaw K, Kiemeny LA, Krude H, Laakso M, Lawlor DA, Metspalu A, Munroe PB, Ouwehand WH, Pedersen O, Penninx BW, Peters A, Pramstaller PP, Quertermous T, Reinher T, Rissanen A, Rudan I, Samani NJ, Schwarz PE, Shuldiner AR, Spector TD, Tuomilehto J, Uda M, Uitterlinden A, Valle TT, Wabitsch M, Waeber G, Wareham NJ, Watkins H, Wilson JF, Wright AF, Zillikens MC, Chatterjee N, McCarroll SA, Purcell S, Schadt EE, Visscher PM, Assimes TL, Borecki IB, Deloukas P, Fox CS, Groop LC, Haritunians T, Hunter DJ, Kaplan RC, Mohlke KL, O'Connell JR, Peltonen L, Schlessinger D, Strachan DP, van Duijn CM, Wichmann HE, Freyling TM, Thorsteinsdottir U, Abecasis GR, Barroso I, Boehnke M, Stefansson K, North KE, McCarthy MI, Hirschhorn JN, Ingelsson E, Loos RJ; MAGIC; Procardis Consortium. Association analyses of 249,796 individuals reveal 18 new loci associated with body mass index. *Nat Genet.* 2010;42:937–948. doi: 10.1038/ng.686.
34. Johnson AD, Handsaker RE, Pulit SL, Nizzari MM, O'Donnell CJ, de Bakker PI. SNAP: a Web-based tool for identification and annotation of

- proxy SNPs using HapMap. *Bioinformatics*. 2008;24:2938–2939. doi: 10.1093/bioinformatics/btn564.
35. Han D, Cai X, Wen J, Matheson D, Skyler JS, Kenyon NS, Chen Z. Innate and adaptive immune gene expression profiles as biomarkers in human type 1 diabetes. *Clin Exp Immunol*. 2012;170:131–138. doi: 10.1111/j.1365-2249.2012.04650.x.
 36. Kettunen J, Tukiainen T, Sarin AP, Ortega-Alonso A, Tikkanen E, Lyytikäinen LP, Kangas AJ, Soininen P, Würtz P, Silander K, Dick DM, Rose RJ, Savolainen MJ, Viikari J, Kähönen M, Lehtimäki T, Pietiläinen KH, Inouye M, McCarthy MI, Jula A, Eriksson J, Raitakari OT, Salomaa V, Kaprio J, Järvelin MR, Peltonen L, Perola M, Freimer NB, Ala-Korpela M, Palotie A, Ripatti S. Genome-wide association study identifies multiple loci influencing human serum metabolite levels. *Nat Genet*. 2012;44:269–276. doi: 10.1038/ng.1073.
 37. Thorgeirsson TE, Gudbjartsson DF, Surakka I, Vink JM, Amin N, Geller F, Sulem P, Rafnar T, Esko T, Walter S, Gieger C, Rawal R, Mangino M, Prokopenko I, Mägi R, Keskitalo K, Gudjonsson IH, Gretarsdottir S, Stefansson H, Thompson JR, Aulchenko YS, Nelis M, Aben KK, den Heijer M, Dirksen A, Ashraf H, Soranzo N, Valdes AM, Steves C, Uitterlinden AG, Hofman A, Tönjes A, Kovacs P, Hottenga JJ, Willemsen G, Vogelzangs N, Döring A, Dahmen N, Nitz B, Pergadia ML, Saez B, De Diego V, Lezcano V, Garcia-Prats MD, Ripatti S, Perola M, Kettunen J, Hartikainen AL, Pouta A, Laitinen J, Isohanni M, Huei-Yi S, Allen M, Krestyaninova M, Hall AS, Jones GT, van Rij AM, Mueller T, Dieplinger B, Haltmayer M, Jonsson S, Matthiasson SE, Oskarsson H, Tyrffingsson T, Kiemeny LA, Mayordomo JI, Lindholt JS, Pedersen JH, Franklin WA, Wolf H, Montgomery GW, Heath AC, Martin NG, Madden PA, Giegling I, Rujescu D, Järvelin MR, Salomaa V, Stumvoll M, Spector TD, Wichmann HE, Metspalu A, Samani NJ, Penninx BW, Oostra BA, Boomsma DI, Tiemeier H, van Duijn CM, Kaprio J, Gulcher JR, McCarthy MI, Peltonen L, Thorsteinsdottir U, Stefansson K; ENGAGE Consortium. Sequence variants at CHRN3-CHRNA6 and CYP2A6 affect smoking behavior. *Nat Genet*. 2010;42:448–453. doi: 10.1038/ng.573.
 38. Soler Artigas M, Loth DW, Wain LV, Gharib SA, Obeidat M, Tang W, Zhai G, Zhao JH, Smith AV, Huffman JE, Albrecht E, Jackson CM, Evans DM, Cadby G, Fornage M, Manichaikul A, Lopez LM, Johnson T, Aldrich MC, Aspelund T, Barroso I, Campbell H, Cassano PA, Couper DJ, Eiriksdottir G, Franceschini N, Garcia M, Gieger C, Gislason GK, Grkovic I, Hammond CJ, Hancock DB, Harris TB, Ramasamy A, Heckbert SR, Heliovaara M, Homuth G, Hysi PG, James AL, Jankovic S, Joubert BR, Karraasch S, Klopp N, Koch B, Kritchevsky SB, Launer LJ, Liu Y, Loehr LR, Lohman K, Loos RJ, Lumley T, Al Balushi KA, Ang WQ, Barr RG, Beilby J, Blakey JD, Boban M, Boraska V, Brisman J, Britton JR, Brusselle GG, Cooper C, Curjuric I, Dahgam S, Deary IJ, Ebrahim S, Eijgelsheim M, Francks C, Gaysina D, Granell R, Gu X, Hankinson JL, Hardy R, Harris SE, Henderson J, Henry A, Hingorani AD, Hofman A, Holt PG, Hui J, Hunter ML, Imboden M, Jameson KA, Kerr SM, Kolcic I, Kronenberg F, Liu JZ, Marchini J, McKeever T, Morris AD, Olin AC, Porteous DJ, Postma DS, Rich SS, Ring SM, Rivadeneira F, Rochat T, Sayer AA, Sayers I, Sly PD, Smith GD, Sood A, Starr JM, Uitterlinden AG, Vonk JM, Wannamethee SG, Whincup PH, Wijmenga C, Williams OD, Wong A, Mangino M, Marcante KD, McArdle WL, Meibohm B, Morrison AC, North KE, Omenaas E, Palmer LJ, Pietiläinen KH, Pin I, Pola Sbreve Ek O, Pouta A, Psaty BM, Hartikainen AL, Rantanen T, Ripatti S, Rotter JJ, Rudan I, Rudnicka AR, Schulz H, Shin SY, Spector TD, Surakka I, Vitart V, Völzke H, Wareham NJ, Warrington NM, Wichmann HE, Wild SH, Wilk JB, Wjst M, Wright AF, Zgaga L, Zemunik T, Pennell CE, Nyberg F, Kuh D, Holloway JW, Boezen HM, Lawlor DA, Morris RW, Probst-Hensch N, Kaprio J, Wilson JF, Hayward C, Kähönen M, Heinrich J, Musk AW, Jarvis DL, Gläser S, Järvelin MR, Ch Stricker BH, Elliott P, O'Connor GT, Strachan DP, London SJ, Hall IP, Gudnason V, Tobin MD; International Lung Cancer Consortium; GIANT Consortium. Genome-wide association and large-scale follow up identifies 16 new loci influencing lung function. *Nat Genet*. 2011;43:1082–1090. doi: 10.1038/ng.941.
 39. Pillai SG, Ge D, Zhu G, Kong X, Shianna KV, Need AC, Feng S, Hersh CP, Bakke P, Gulsvik A, Ruppert A, Lødrup Carlsen KC, Roses A, Anderson W, Rennard SI, Lomas DA, Silverman EK, Goldstein DB; ICGN Investigators. A genome-wide association study in chronic obstructive pulmonary disease (COPD): identification of two major susceptibility loci. *PLoS Genet*. 2009;5:e1000421. doi: 10.1371/journal.pgen.1000421.
 40. Ware JJ, van den Bree M, Munafò MR. From men to mice: CHRNA5/CHRNA3, smoking behavior and disease. *Nicotine Tob Res*. 2012;14:1291–1299. doi: 10.1093/ntr/nts106.
 41. Floyel T, Brorsson C, Nielsen LB, Miani M, Bang-Berthelsen CH, Friedrichsen M, Overgaard AJ, Berchtold LA, Wiberg A, Poulsen P, Hansen L, Rosinger S, Boehm BO, Ram R, Nguyen Q, Mehta M, Morahan G, Concannon P, Bergholdt R, Nielsen JH, Reinheckel T, von Herrath M, Vaag A, Eizirik DL, Mortensen HB, Storling J, Pociot F. Ctsh regulates beta-cell function and disease progression in newly diagnosed type 1 diabetes patients. *Proc Natl Acad Sci U S A*. 2014;111:10305–10310.
 42. Powell JE, Henders AK, McRae AF, Wright MJ, Martin NG, Dermitzakis ET, Montgomery GW, Visscher PM. Genetic control of gene expression in whole blood and lymphoblastoid cell lines is largely independent. *Genome Res*. 2012;22:456–466. doi: 10.1101/gr.126540.111.
 43. Kato N, Takeuchi F, Tabara Y, Kelly TN, Go MJ, Sim X, Tay WT, Chen CH, Zhang Y, Yamamoto K, Katsuya T, Yokota M, Kim YJ, Ong RT, Nabika T, Gu D, Chang LC, Kokubo Y, Huang W, Ohnaka K, Yamori Y, Nakashima E, Jaquish CE, Lee JY, Seielstad M, Isono M, Hixson JE, Chen YT, Miki T, Zhou X, Sugiyama T, Jeon JP, Liu JJ, Takayangi R, Kim SS, Aung T, Sung YJ, Zhang X, Wong TY, Han BG, Kobayashi S, Oghihara T, Zhu D, Iwai N, Wu JY, Teo YY, Tai ES, Cho YS, He J. Meta-analysis of genome-wide association studies identifies common variants associated with blood pressure variation in east Asians. *Nat Genet*. 2011;43:531–538. doi: 10.1038/ng.834.
 44. Coronary Artery Disease (C4D) Genetics Consortium. A genome-wide association study in Europeans and South Asians identifies five new loci for coronary artery disease. *Nat Genet*. 2011;43:339–344.
 45. Berndt SI, Gustafsson S, Mägi R, Ganna A, Wheeler E, Feitosa MF, Justice AE, Monda KL, Croteau-Chonka DC, Day FR, Esko T, Fall T, Ferreira T, Gentilini D, Jackson AU, Luan J, Randall JC, Vedantam S, Willer CJ, Winkler TW, Wood AR, Workalemahu T, Hu YJ, Lee SH, Liang L, Lin DY, Min JL, Neale BM, Thorleifsson G, Yang J, Albrecht E, Amin N, Bragg-Gresham JL, Cadby G, den Heijer M, Eklund N, Fischer K, Goel A, Hottenga JJ, Huffman JE, Jarick I, Johansson Å, Johnson T, Kanoni S, Kleber ME, König IR, Kristiansson K, Kutalik Z, Lamina C, Lecoeur C, Li G, Mangino M, McArdle WL, Medina-Gomez C, Müller-Nurasyid M, Ngwa JS, Nolte IM, Paternoster L, Pechlivanis S, Perola M, Peters MJ, Preuss M, Rose LM, Shi J, Shungin D, Smith AV, Strawbridge RJ, Surakka I, Teumer A, Trip MD, Tyrer J, Van Vliet-Ostapchouk JV, Vandeput L, Waite LL, Zhao JH, Absher D, Asselbergs FW, Atalay M, Attwood AP, Balmforth AJ, Basart H, Beilby J, Bonnycastle LL, Brambilla P, Bruinenberg M, Campbell H, Chasman DI, Chines PS, Collins FS, Connell JM, Cookson WO, de Faire U, de Vegt F, Dei M, Dimitriou M, Edkins S, Estrada K, Evans DM, Farrall M, Ferrario MM, Ferrières J, Franke L, Frau F, Gejman PV, Grallert H, Grönberg H, Gudnason V, Hall AS, Hall P, Hartikainen AL, Hayward C, Heard-Costa NL, Heath AC, Hebebrand J, Homuth G, Hu FB, Hunt SE, Hyppönen E, Iribarren C, Jacobs KB, Jansson JO, Jula A, Kähönen M, Kathiresan S, Kee F, Khaw KT, Kivimäki M, Koenig W, Kraja AT, Kumari M, Kuulasmaa K, Kuusisto J, Laitinen JH, Lakka TA, Langenberg C, Launer LJ, Lind L, Lindström J, Liu J, Liuzzi A, Lokki ML, Lorentzon M, Madden PA, Magnusson PK, Manunta P, Marek D, März W, Mateo Leach I, McKnight B, Medland SE, Mihailov E, Milani L, Montgomery GW, Mooser V, Mühleisen TW, Munroe PB, Musk AW, Narisu N, Navis G, Nicholson G, Nohr EA, Ong KK, Oostra BA, Palmer CN, Palotie A, Peden JF, Pedersen N, Peters A, Polasek O, Pouta A, Pramstaller PP, Prokopenko I, Pütter C, Radhakrishnan A, Raitakari O, Rendon A, Rivadeneira F, Rudan I, Saaristo TE, Sambrook JG, Sanders AR, Sanna S, Saramies J, Schipf S, Schreiber S, Schunkert H, Shin SY, Signorini S, Sinisalo J, Skrobek B, Soranzo N, Stančáková A, Stark K, Stephens JC, Stirrups K, Stolk RP, Stumvoll M, Swift AJ, Theodoraki EV, Thorand B, Tregouet DA, Tremoli E, Van der Klauw MM, van Meurs JB, Vermeulen SH, Viikari J, Virtamo J, Vitart V, Waeber G, Wang Z, Widén E, Wild SH, Willemsen G, Winkelmann BR, Wittman JC, Wolfenbutter BH, Wong A, Wright AF, Zillikens MC, Amouyel P, Boehm BO, Boerwinkle E, Boomsma DI, Caulfield MJ, Chanock SJ, Cupples LA, Cusi D, Dedoussis GV, Erdmann J, Eriksson JG, Franks PW, Froguel P, Gieger C, Gyllenstein U, Hamsten A, Harris TB, Hengstenberg C, Hicks AA, Hingorani A, Hinney A, Hofman A, Hovingh KG, Hveem K, Illig T, Jarvelin MR, Jöckel KH, Keinanen-Kiukkaanniemi SM, Kiemeny LA, Kuh D, Laakso M, Lehtimäki T, Levinson DF, Martin NG, Metspalu A, Morris AD, Nieminen MS, Njølstad I, Ohlsson C, Oldehinkel AJ, Ouwehand WH, Palmer LJ, Penninx B, Power C, Province MA, Psaty BM, Qi L, Rauramaa R, Ridker PM, Ripatti S, Salomaa V, Samani NJ, Snieder H, Sørensen TI, Spector TD, Stefansson K, Tönjes A, Tuomilehto J, Uitterlinden AG, Uusitupa M, van der Harst P, Vollenweider P, Wallaschofski H, Wareham NJ, Watkins H, Wichmann HE, Wilson JF, Abecasis GR, Assimes TL, Barroso I, Boehnke M, Borecki IB, Deloukas P, Fox CS, Frayling T, Groop LC, Haritunian T, Heid IM, Hunter D, Kaplan RC, Karpe F, Moffatt MF, Mohlke KL, O'Connell JR, Pawitan Y, Schadt EE, Schlessinger D, Steinthorsdottir V, Strachan DP, Thorsteinsdottir U, van Duijn CM, Visscher PM, Di Blasio AM, Hirschhorn JN, Lindgren

- CM, Morris AP, Meyre D, Scherag A, McCarthy MI, Speliotes EK, North KE, Loos RJ, Ingelsson E. Genome-wide meta-analysis identifies 11 new loci for anthropometric traits and provides insights into genetic architecture. *Nat Genet.* 2013;45:501–512. doi: 10.1038/ng.2606.
46. Shin SY, Fauman EB, Petersen AK, Krumsiek J, Santos R, Huang J, Arnold M, Erte I, Forgetta V, Yang TP, Walter K, Menni C, Chen L, Vasquez L, Valdes AM, Hyde CL, Wang V, Ziemek D, Roberts P, Xi L, Grundberg E, Waldenberger M, Richards JB, Mohny RP, Milburn MV, John SL, Trimmer J, Theis FJ, Overington JP, Suhre K, Brosnan MJ, Gieger C, Kastenmüller G, Spector TD, Soranzo N; Multiple Tissue Human Expression Resource (MuTHER) Consortium. An atlas of genetic influences on human blood metabolites. *Nat Genet.* 2014;46:543–550. doi: 10.1038/ng.2982.
47. Nicolae DL, Gamazon E, Zhang W, Duan S, Dolan ME, Cox NJ. Trait-associated SNPs are more likely to be eQTLs: annotation to enhance discovery from GWAS. *PLoS Genet.* 2010;6:e1000888. doi: 10.1371/journal.pgen.1000888.
48. Small KS, Hedman AK, Grundberg E, Nica AC, Thorleifsson G, Kong A, Thorsteindottir U, Shin SY, Richards HB, Soranzo N, Ahmadi KR, Lindgren CM, Stefansson K, Dermitzakis ET, Deloukas P, Spector TD, McCarthy MI; GIANT Consortium; MAGIC Investigators; DIAGRAM Consortium; MuTHER Consortium. Identification of an imprinted master trans regulator at the KLF14 locus related to multiple metabolic phenotypes. *Nat Genet.* 2011;43:561–564. doi: 10.1038/ng.833.
49. Peloso GM, Group CLW. Novel rare coding variants underlie blood lipid levels in the population: an exome array association study in 55,000 whites and blacks. Paper presented at: Annual Meeting of the American Society of Human Genetics; October 2013; Boston, MA.
50. Li X, Schulte P, Godin DV, Cheng KM. Differential mRNA expression of seven genes involved in cholesterol metabolism and transport in the liver of atherosclerosis-susceptible and -resistant Japanese quail strains. *Genet Sel Evol.* 2012;44:20. doi: 10.1186/1297-9686-44-20.

CLINICAL PERSPECTIVE

Cardiovascular diseases (CVDs) reflect a highly coordinated complex of traits. Although thousands of single nucleotide polymorphisms have been found to be associated with CVD traits, a key question that remains unanswered is as follows: How does DNA sequence variation cause disease? Answers to this question can be translated into new drug targets to improve patient care. In this study, we built a CVD network using single nucleotide polymorphism–CVD phenotype associations. The shared single nucleotide polymorphisms between CVD risk factors provide evidence of a genetic explanation for the clustering of metabolic risk factors in the same individuals. We incorporated transcriptomic data into genetic and phenotype network analysis using data from 5257 Framingham Heart Study participants to dissect the relationships between genetic variants, gene expression, and CVD phenotypes. We identified several putatively causal genetic variants that appear to exert their function by altering expression of associated genes that in turn appear to promote interindividual variation in CVD phenotypes. These variants and pathways identified by this approach point toward novel therapeutic targets for the treatment and prevention of CVD.

Integromic Analysis of Genetic Variation and Gene Expression Identifies Networks for Cardiovascular Disease Phenotypes

Chen Yao, Brian H. Chen, Roby Joehanes, Burcak Otlu, Xiaoling Zhang, Chunyu Liu, Tianxiao Huan, Oznur Tastan, L. Adrienne Cupples, James B. Meigs, Caroline S. Fox, Jane E. Freedman, Paul Courchesne, Christopher J. O'Donnell, Peter J. Munson, Sunduz Keles and Daniel Levy

Circulation. 2015;131:536-549; originally published online December 22, 2014;
doi: 10.1161/CIRCULATIONAHA.114.010696

Circulation is published by the American Heart Association, 7272 Greenville Avenue, Dallas, TX 75231
Copyright © 2014 American Heart Association, Inc. All rights reserved.
Print ISSN: 0009-7322. Online ISSN: 1524-4539

The online version of this article, along with updated information and services, is located on the World Wide Web at:

<http://circ.ahajournals.org/content/131/6/536>

An erratum has been published regarding this article. Please see the attached page for:
</content/131/19/e474.full.pdf>

Data Supplement (unedited) at:

<http://circ.ahajournals.org/content/suppl/2014/12/22/CIRCULATIONAHA.114.010696.DC1>

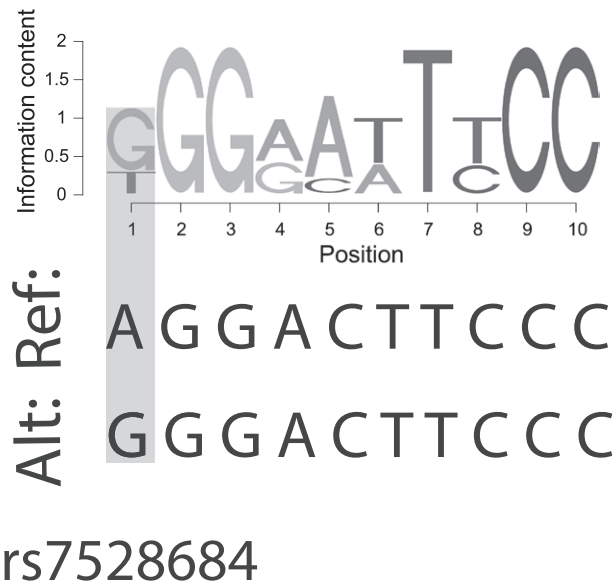
Permissions: Requests for permissions to reproduce figures, tables, or portions of articles originally published in *Circulation* can be obtained via RightsLink, a service of the Copyright Clearance Center, not the Editorial Office. Once the online version of the published article for which permission is being requested is located, click Request Permissions in the middle column of the Web page under Services. Further information about this process is available in the [Permissions and Rights Question and Answer](#) document.

Reprints: Information about reprints can be found online at:
<http://www.lww.com/reprints>

Subscriptions: Information about subscribing to *Circulation* is online at:
<http://circ.ahajournals.org/subscriptions/>

Correction

In the article by Yao et al, “Integromic Analysis of Genetic Variation and Gene Expression Identifies Networks for Cardiovascular Disease Phenotypes,” which appeared in the February 10, 2015 issue of the journal (*Circulation*. 2015;131:536–549. DOI: 10.1161/CIRCULATIONAHA.114.010696), corrections are needed.



In Figure 3, the alternative and reference alleles are switched. For this SNP, the correct reference allele is “A” and the variant allele is “G”.

In the 1st paragraph of page 5, the sentence: “Our sequence analysis revealed that this SNP is an eQTL that regulates expression of *FCRL3* by disrupting the *Nfkb* binding site (Figure 3)” is incorrect. The sentence should read: “Our sequence analysis revealed that this SNP is an eQTL that might be regulating expression of *FCRL3* by increasing binding affinity of the *Nfkb* binding site (Figure 3).”

The corrections have been made to the current online version of the article. The authors sincerely regret the errors.

SUPPLEMENTAL MATERIAL

Supplementary Table 1. eQTL dataset origins and description

Dataset Name	Journal Year	Sample Size	cis eQTLs	# cis eGenes	trans eQTLs	# trans eGenes	SNPArray	ExpressionPlatform
Brain tissues								
DLPFC:All (Emilsson)	Cell 2013	742	6478	6478	266	266	Illumina 650K + Perlegen 300K	Custom array
DLPFC:Alzh (Emilsson)	Cell 2013	376	4160	4160	245	245	Illumina 650K + Perlegen 300K	Custom array
DLPFC:Hunt (Emilsson)	HBTRC (unpublished)	193	2264	2264	121	121	Illumina 650K + Perlegen 300K	Custom array
DLPFC:Norm (Emilsson)	Cell 2013	173	3275	3275	167	167	Illumina 650K + Perlegen 300K	Custom array
PFC_EA+AA (Kleinman)	Nature 2011	269	358	337	60	59	Illumina 650K or 1M Duo (625,439 SNPs)	Illumina Two-colour custom array
PFC_AA (Kleinman)	Nature 2011	147	138	127	140	136	Illumina 650K or 1M Duo (625,439 SNPs)	Illumina Two-colour custom array
PFC_EA (Kleinman)	Nature 2011	112	102	71	209	191	Illumina 650K or 1M Duo (625,439 SNPs)	Illumina Two-colour custom array
FrontalCortex (Gibbs)	PLoS Genet. 2010	143	443	159	426	163	Illumina 550K (v3)	Illumina HumanRefSeq-8 v2
PFC (Liu)	Mol Psychiatry. 2010	127	616	612	344	324	Affy 5.0 (238K high call rate SNPs)	Affy U133A
Cortex (Webster)	Am J Hum Genet. 2009	364	250	248	89	89	Affy 500K	Illumina HumanRefSeq-8
Cortex:Alzh (Webster)	Am J Hum Genet. 2009	176	57	57	339	335	Affy 500K	Illumina HumanRefSeq-8
Cortex (Myers)	Nat Genet. 2007	193	74	74	4	4	Affy 500K (366,140 SNPs)	Illumina HumanRefSeq-8
Cortex (Heinzen)	PLoS Biol. 2008	93	17	13	3	1	Illumina 550K	Affy Human ST 1.0 exon
TemporalCortex (Gibbs)	PLoS Genet. 2010	144	574	133	676	246	Illumina 550K (v3)	Illumina HumanRefSeq-8 v2
CR:All (Emilsson)	Cell 2013	742	5888	5888	282	282	Illumina 650K + Perlegen 300K	Custom array

CR:Alzh (Emilsson)	Cell 2013	376	3474	3474	181	181	Illumina 650K + Perlegen 300K	Custom array
CR:Hunt (Emilsson)	HBTRC (unpublished)	193	2125	2125	117	117	Illumina 650K + Perlegen 300K	Custom array
CR:Norm (Emilsson)	Cell 2013	173	2667	2667	133	133	Illumina 650K + Perlegen 300K	Custom array
Cerebellum (Gibbs)	PLoS Genet. 2010	143	454	142	268	168	Illumina 550K (v3)	Illumina HumanRefSeq-8 v2
Pons (Gibbs)	PLoS Genet. 2010	142	395	100	348	171	Illumina 550K (v3)	Illumina HumanRefSeq-8 v2
VC:All (Emilsson)	Cell 2013	742	5107	5106	269	269	Illumina 650K + Perlegen 300K	Custom array
VC:Alzh (Emilsson)	Cell 2013	376	2414	2414	131	131	Illumina 650K + Perlegen 300K	Custom array
VC:Hunt (Emilsson)	HBTRC (unpublished)	193	1745	1745	113	113	Illumina 650K + Perlegen 300K	Custom array
VC:Norm (Emilsson)	Cell 2013	173	2331	2331	140	140	Illumina 650K + Perlegen 300K	Custom array
Blood tissues/cells								
Monocytes (Zeller)	PLoS One 2010	1,490	2863	2708	539	380	Affy 6.0	Illumina HT 12 v3
Blood (Fehrmann)	PLoS Genet. 2011	1,469	7487	7184	162	158	289,044 SNPs common to Illumina Hap300, Hap370, 610Quad	Illumina HumanRefSeq-8 v2 or HumanHT-12
Lymphocytes (Goring)	Nature Genetics 2007	1,240	4185	4170	18	18	Illumina 550K+450S, or Illumina 1M	Illumina Sentrix WG-6 array v1
LCL (Dixon)	Nat Genet. 2007	400	1104	1018	567	565	Illumina100,Hap300	Affy U133 Plus 2.0
LCL (Stranger)	Nat Genet. 2007	210	1316	1035	197	170	HapMap phase II (rel unsp.)	Illumina WG-6 v1 array
CD4+lymph (Murphy)	Hum Mol Genet. 2010	200	1749	1563	1	1	Illumina 550K	Illumina HumanRefSeq-8 v2
Leukocytes (Idaghdour)	Nat Genet. 2010	194	304	304	7	7	Illumina 610quad	Illumina HT12
Blood (Emilsson)	Nature 2008	150	1462	1394	589	582	Illumina 300K	Custom array
PaxGeneCells (Heap)	BMC Med Genomics. 2009	110	725	620	1	1	Illumina 300K	Illumina HumanRefSeq-8
Osteoblasts (Grundberg)	Genome Res. 2009	95	334	259	0	0	Illumina 550K	Illumina HumanRefSeq-8 v2
Tcells (Dimas)	Science 2009	85	351	348	67	67	Illumina 550K	Illumina WG-6 v3 array
Fibroblasts (Dimas)	Science 2009	85	351	348	64	63	Illumina 550K	Illumina WG-6 v3 array
LCL (Dimas)	Science 2009	85	352	349	75	73	Illumina 550K	Illumina WG-6 v3 array
PBMC (Heinzen)	PLoS Biol. 2008	80	85	63	0	0	Illumina 550K	Affy Human ST 1.0 exon
Other tissues/cells								

Liver (Greenawalt)	Genome Res. 2011	651	4941	4941	469	469	Illumina 650Y	Custom Agilent 44K array
Liver (Schadt)	PLoS Biol. 2008	427	1773	1773	346	346	Affy 500K, Hap650 (782,476 SNPs)	Custom Agilent array
Liver (Innocenti - UChicago)	PLoS Genet. 2011	206	11234	11234	5	5	Illumina 610quad	Illumina HumanRefSeq-8 v2
Liver (Schroder)	Pharmacogenomics J. 2011	149	303	299	6	6	Illumina Hap300 (299352 SNPs)	Illumina WG-6 v2 array
Liver (Innocenti - UWash)	PLoS Genet. 2011	60	1977	1977	0	0	Illumina 550K (v3)	Agilent 4 X 44K
Kidney, cortex (Kim)	this paper*	81	731	622	98	85	Affy 6.0	Affy U133A/B
Peripheral artery plaque (Emilsson)	this paper*	202	1458	1458	94	94	Affy 6.0	Custom Affy 1.0
Stomach (Greenawalt)	GenomeRes. 2011	118	515	515	51	42	Illumina 650Y	Affy U133A
Subcutaneous Adipose (Greenawalt)	GenomeRes. 2011	701	5965	5965	691	691	Illumina 650Y	Custom Agilent 44K array
Subcutaneous Adipose (Emilsson)	Nature 2008	150	1617	1518	567	563	Illumina 300K	Custom array
Omentum (Greenawalt)	GenomeRes. 2011	848	6270	6270	596	596	Illumina 650Y	Custom Agilent 44K array
NormalSkin (Ding)	Am J Hum Genet. 2010	57	292	221	4	4	Perlegen (438,670 SNPs)	Affy U133 Plus 2.0
PsoriasisLesionalSkin (Ding)	Am J Hum Genet. 2010	53	245	152	4	4	Perlegen (438,670 SNPs)	Affy U133 Plus 2.0
PsoriasisUninvolvedSkin (Ding)	Am J Hum Genet. 2010	53	296	172	14	7	Perlegen (438,670 SNPs)	Affy U133 Plus 2.0
Endometrial Tumor (Kompass)	BMC Med Genomics. 2011	52	392	323	177	146	Affy 100K (68,523 SNPs)	Agilent-011521 Human 1A

*the table is from the eQTL-Database paper in press

Supplementary Table 2 Traits connected by shared SNPs

Trait.a	Trait.b	Shared-SNP.id	Trait.a	Trait.b	Shared-SNP.id
Atrial Fibrillation	Stroke	rs2200733	Body Mass Index	Cholesterol- HDL	rs4748030
Blood Pressure	Cholesterol- HDL	rs10490935	Body Mass Index	Smoking	rs6265
Blood Pressure	Cholesterol- LDL	rs10490935	Body Mass Index	Diabetes Mellitus- Type 2	rs8050136
Blood Pressure	Cholesterol- LDL	rs10494313	Body Mass Index	Lipoprotein-a	rs9289410
Blood Pressure	Diabetes Mellitus- Type 2	rs10512421	Body Mass Index	Diabetes Mellitus- Type 2	rs9309553
Blood Pressure	Lipoprotein-a	rs10512421	Body Mass Index	C-Reactive Protein	rs9319533
Blood Pressure	Carotid Artery Diseases	rs11066280	Body Mass Index	Diabetes Mellitus- Type 2	rs9319533
Blood Pressure	Body Mass Index	rs13107325	Body Mass Index	Diabetes Mellitus- Type 2	rs9939609
Blood Pressure	Cholesterol- HDL	rs13107325	Carotid Artery Diseases	Cholesterol- LDL	rs10498077
Blood Pressure	C-Reactive Protein	rs1323603	Carotid Artery Diseases	Coronary Artery Disease	rs10757278
Blood Pressure	C-Reactive Protein	rs1323604	Carotid Artery Diseases	Coronary Artery Disease	rs10953541
Blood Pressure	Body Mass Index	rs1456774	Carotid Artery Diseases	Cholesterol- LDL	rs11206510
Blood Pressure	Body Mass Index	rs1456775	Carotid Artery Diseases	Coronary Artery Disease	rs11206510
Blood Pressure	Cholesterol- HDL	rs1602459	Carotid Artery Diseases	Coronary Artery Disease	rs1122608
Blood Pressure	Cholesterol- HDL	rs1993796	Carotid Artery Diseases	Coronary Artery Disease	rs11556924
Blood Pressure	Cholesterol- LDL	rs2164611	Carotid Artery Diseases	Coronary Artery Disease	rs11669133
Blood Pressure	Body Mass Index	rs2822704	Carotid Artery Diseases	Coronary Artery Disease	rs11748327
Blood Pressure	Diabetes Mellitus- Type 1	rs3184504	Carotid Artery Diseases	Coronary Artery Disease	rs12190287
Blood Pressure	Cholesterol- LDL	rs721488	Carotid Artery Diseases	Coronary Artery Disease	rs1231206
Blood Pressure	Diabetes Mellitus- Type 1	rs805303	Carotid Artery Diseases	Coronary Artery Disease	rs12413409
Blood Pressure	Cholesterol- HDL	rs899431	Carotid Artery Diseases	Intracranial Aneurysm	rs12413409
Blood Pressure	Cholesterol- HDL	rs9314945	Carotid Artery Diseases	Coronary Artery Disease	rs12526453
Body Mass Index	Triglycerides	rs10195252	Carotid Artery Diseases	Cholesterol- LDL	rs12740374
Body Mass Index	Diabetes Mellitus- Type 2	rs10502824	Carotid Artery Diseases	Coronary Artery Disease	rs12740374
Body Mass Index	Triglycerides	rs10505990	Carotid Artery Diseases	Coronary Artery Disease	rs12936587
Body Mass Index	Cholesterol- HDL	rs13107325	Carotid Artery Diseases	Coronary Artery Disease	rs1333049
Body Mass Index	Diabetes Mellitus- Type 2	rs17057867	Carotid Artery Diseases	Coronary Artery Disease	rs1412444
Body Mass Index	Cholesterol- LDL	rs1779297	Carotid Artery Diseases	Coronary Artery Disease	rs17114036
Body Mass Index	Cholesterol- HDL	rs1989627	Carotid Artery Diseases	Coronary Artery Disease	rs1746048
Body Mass Index	Triglycerides	rs1989627	Carotid Artery Diseases	Coronary Artery Disease	rs17465637
Body Mass Index	Cholesterol- HDL	rs2074356	Carotid Artery Diseases	Coronary Artery Disease	rs17609940
Body Mass Index	Cholesterol- HDL	rs3749679	Carotid Artery Diseases	Coronary Artery Disease	rs216172

Carotid Artery Diseases	Coronary Artery Disease	rs2306374	Cholesterol- HDL	Cholesterol- LDL	rs10496159
Carotid Artery Diseases	Coronary Artery Disease	rs2505083	Cholesterol- HDL	Triglycerides	rs10503669
Carotid Artery Diseases	Coronary Artery Disease	rs2895811	Cholesterol- HDL	Triglycerides	rs10512017
Carotid Artery Diseases	Coronary Artery Disease	rs3729639	Cholesterol- HDL	Triglycerides	rs10512018
Carotid Artery Diseases	Coronary Artery Disease	rs3739998	Cholesterol- HDL	Cholesterol- LDL	rs10519178
Carotid Artery Diseases	Coronary Artery Disease	rs3798220	Cholesterol- HDL	Triglycerides	rs11613352
Carotid Artery Diseases	Coronary Artery Disease	rs3825807	Cholesterol- HDL	Triglycerides	rs12678919
Carotid Artery Diseases	Coronary Artery Disease	rs3869109	Cholesterol- HDL	Cholesterol- LDL	rs1445947
Carotid Artery Diseases	Coronary Artery Disease	rs4380028	Cholesterol- HDL	Cholesterol- LDL	rs1532085
Carotid Artery Diseases	Coronary Artery Disease	rs46522	Cholesterol- HDL	Triglycerides	rs1532085
Carotid Artery Diseases	Coronary Artery Disease	rs4773144	Cholesterol- HDL	Cholesterol- LDL	rs1532624
Carotid Artery Diseases	Coronary Artery Disease	rs4977574	Cholesterol- HDL	Triglycerides	rs17091905
Carotid Artery Diseases	Coronary Artery Disease	rs579459	Cholesterol- HDL	Triglycerides	rs17145738
Carotid Artery Diseases	Cholesterol- LDL	rs599839	Cholesterol- HDL	Cholesterol- LDL	rs174546
Carotid Artery Diseases	Coronary Artery Disease	rs599839	Cholesterol- HDL	Triglycerides	rs174546
Carotid Artery Diseases	Cholesterol- LDL	rs646776	Cholesterol- HDL	Triglycerides	rs174547
Carotid Artery Diseases	Coronary Artery Disease	rs646776	Cholesterol- HDL	Triglycerides	rs174548
Carotid Artery Diseases	Coronary Artery Disease	rs6601299	Cholesterol- HDL	Triglycerides	rs1800775
Carotid Artery Diseases	Coronary Artery Disease	rs671	Cholesterol- HDL	Cholesterol- LDL	rs1800961
Carotid Artery Diseases	Coronary Artery Disease	rs6725887	Cholesterol- HDL	C-Reactive Protein	rs1800961
Carotid Artery Diseases	Coronary Artery Disease	rs6922269	Cholesterol- HDL	Cholesterol- LDL	rs1883025
Carotid Artery Diseases	Coronary Artery Disease	rs7801190	Cholesterol- HDL	Triglycerides	rs1989627
Carotid Artery Diseases	Coronary Artery Disease	rs7865618	Cholesterol- HDL	Triglycerides	rs2209372
Carotid Artery Diseases	Coronary Artery Disease	rs9349379	Cholesterol- HDL	Cholesterol- LDL	rs234402
Carotid Artery Diseases	Coronary Artery Disease	rs944797	Cholesterol- HDL	Diabetes Mellitus- Type 2	rs234402
Carotid Artery Diseases	Cholesterol- HDL	rs964184	Cholesterol- HDL	Cholesterol- LDL	rs2954029
Carotid Artery Diseases	Cholesterol- LDL	rs964184	Cholesterol- HDL	Triglycerides	rs2954029
Carotid Artery Diseases	Coronary Artery Disease	rs964184	Cholesterol- HDL	Triglycerides	rs2972146
Carotid Artery Diseases	Triglycerides	rs964184	Cholesterol- HDL	Triglycerides	rs326
Carotid Artery Diseases	Coronary Artery Disease	rs974819	Cholesterol- HDL	Triglycerides	rs328
Carotid Artery Diseases	Coronary Artery Disease	rs9818870	Cholesterol- HDL	Cholesterol- LDL	rs3764261
Carotid Artery Diseases	Coronary Artery Disease	rs9982601	Cholesterol- HDL	Triglycerides	rs3764261
Cholesterol- HDL	Triglycerides	rs1042034	Cholesterol- HDL	Cholesterol- LDL	rs4420638
Cholesterol- HDL	Cholesterol- LDL	rs10490935	Cholesterol- HDL	C-Reactive Protein	rs4420638

Cholesterol- HDL	Triglycerides	rs4420638	Cholesterol- LDL	C-Reactive Protein	rs2075650
Cholesterol- HDL	Triglycerides	rs4765127	Cholesterol- LDL	Triglycerides	rs2131925
Cholesterol- HDL	Triglycerides	rs4775041	Cholesterol- LDL	Triglycerides	rs2304130
Cholesterol- HDL	Triglycerides	rs4846914	Cholesterol- LDL	Diabetes Mellitus- Type 2	rs234402
Cholesterol- HDL	Cholesterol- LDL	rs4939883	Cholesterol- LDL	C-Reactive Protein	rs2650000
Cholesterol- HDL	Cholesterol- LDL	rs581080	Cholesterol- LDL	Triglycerides	rs2954029
Cholesterol- HDL	Triglycerides	rs6065906	Cholesterol- LDL	Triglycerides	rs3764261
Cholesterol- HDL	Diabetes Mellitus- Type 2	rs648392	Cholesterol- LDL	C-Reactive Protein	rs4420638
Cholesterol- HDL	Triglycerides	rs648392	Cholesterol- LDL	Triglycerides	rs4420638
Cholesterol- HDL	Triglycerides	rs6754295	Cholesterol- LDL	Coronary Artery Disease	rs599839
Cholesterol- HDL	Cholesterol- LDL	rs7241918	Cholesterol- LDL	Triglycerides	rs629301
Cholesterol- HDL	Diabetes Mellitus- Type 2	rs744479	Cholesterol- LDL	Coronary Artery Disease	rs646776
Cholesterol- HDL	Triglycerides	rs7679	Cholesterol- LDL	Triglycerides	rs6589566
Cholesterol- HDL	Cholesterol- LDL	rs7941030	Cholesterol- LDL	Diabetes Mellitus- Type 2	rs6822949
Cholesterol- HDL	Cholesterol- LDL	rs964184	Cholesterol- LDL	Triglycerides	rs6882076
Cholesterol- HDL	Coronary Artery Disease	rs964184	Cholesterol- LDL	Coronary Artery Disease	rs964184
Cholesterol- HDL	Triglycerides	rs964184	Cholesterol- LDL	Triglycerides	rs964184
Cholesterol- HDL	Cholesterol- LDL	rs9987289	Cholesterol- LDL	C-Reactive Protein	rs9987289
Cholesterol- HDL	C-Reactive Protein	rs9987289	Coronary Artery Disease	Intracranial Aneurysm	rs12413409
Cholesterol- LDL	Triglycerides	rs10401969	Coronary Artery Disease	Triglycerides	rs964184
Cholesterol- LDL	Triglycerides	rs10496665	C-Reactive Protein	Diabetes Mellitus- Type 2	rs10482891
Cholesterol- LDL	Lipoprotein-a	rs10733517	C-Reactive Protein	Triglycerides	rs1260326
Cholesterol- LDL	Triglycerides	rs10889353	C-Reactive Protein	Triglycerides	rs4420638
Cholesterol- LDL	Coronary Artery Disease	rs11206510	C-Reactive Protein	Diabetes Mellitus- Type 2	rs7305618
Cholesterol- LDL	C-Reactive Protein	rs1160985	C-Reactive Protein	Triglycerides	rs780094
Cholesterol- LDL	Triglycerides	rs12272004	C-Reactive Protein	Diabetes Mellitus- Type 2	rs9319533
Cholesterol- LDL	C-Reactive Protein	rs1260326	Diabetes Mellitus- Type 1	Diabetes Mellitus- Type 2	rs2304256
Cholesterol- LDL	Triglycerides	rs1260326	Diabetes Mellitus- Type 2	Lipoprotein-a	rs10512421
Cholesterol- LDL	Coronary Artery Disease	rs12740374	Diabetes Mellitus- Type 2	Triglycerides	rs4730171
Cholesterol- LDL	Triglycerides	rs1495741	Diabetes Mellitus- Type 2	Triglycerides	rs648392
Cholesterol- LDL	Triglycerides	rs1532085			
Cholesterol- LDL	Triglycerides	rs16996148			
Cholesterol- LDL	Triglycerides	rs174546			
Cholesterol- LDL	C-Reactive Protein	rs1800961			

Supplementary table 3. CVD connected with other complex disease via shared SNPs

Trait.a	Trait.b	Shared-SNP.id	Trait.a	Trait.b	Shared-SNP.id
1-Alkyl-2-acetylglycerophosphocholine Esterase	Cholesterol- HDL	rs4420638	Cholesterol- HDL	gamma-Glutamyltransferase	rs2074356
1-Alkyl-2-acetylglycerophosphocholine Esterase	Cholesterol- LDL	rs4420638	Cholesterol- HDL	Cholesterol- LDL	rs10490935
1-Alkyl-2-acetylglycerophosphocholine Esterase	C-Reactive Protein	rs4420638	Cholesterol- HDL	Lipids	rs2209372
1-Alkyl-2-acetylglycerophosphocholine Esterase	Cholesterol- LDL	rs6511720	Cholesterol- HDL	Triglycerides	rs2209372
1-Alkyl-2-acetylglycerophosphocholine Esterase	Triglycerides	rs12286037	Cholesterol- HDL	Cholesterol- LDL	rs1445947
1-Alkyl-2-acetylglycerophosphocholine Esterase	Cholesterol- HDL	rs964184	Cholesterol- HDL	Maximal Midexpiratory Flow Rate	rs9314945
1-Alkyl-2-acetylglycerophosphocholine Esterase	Cholesterol- LDL	rs964184	Cholesterol- HDL	Hip	rs4338582
1-Alkyl-2-acetylglycerophosphocholine Esterase	Coronary Artery Disease	rs964184	Cholesterol- HDL	Glomerular Filtration Rate	rs1989627
1-Alkyl-2-acetylglycerophosphocholine Esterase	Triglycerides	rs964184	Cholesterol- HDL	Lipoproteins- VLDL	rs1989627
1-Alkyl-2-acetylglycerophosphocholine Esterase	Cholesterol- LDL	rs599839	Cholesterol- HDL	Triglycerides	rs1989627
1-Alkyl-2-acetylglycerophosphocholine Esterase	Coronary Artery Disease	rs599839	Cholesterol- HDL	Cholesterol- LDL	rs1883025
Adiposity	Body Mass Index	rs987237	Cholesterol- HDL	Metabolic Syndrome X	rs1883025
Adiposity	Body Mass Index	rs8050136	Cholesterol- HDL	Erythrocytes	rs10512017
Adiposity	Diabetes Mellitus- Type 2	rs8050136	Cholesterol- HDL	Lipids	rs10512017
Alanine Transaminase	C-Reactive Protein	rs10497273	Cholesterol- HDL	Triglycerides	rs10512017
Alanine Transaminase	C-Reactive Protein	rs10497274	Cholesterol- HDL	Erythrocytes	rs10512018
Alanine Transaminase	Blood Pressure	rs11066280	Cholesterol- HDL	Lipids	rs10512018
Albuminuria	Cholesterol- HDL	rs308106	Cholesterol- HDL	Triglycerides	rs10512018
Alcohol Drinking	Cholesterol- HDL	rs12229654	Cholesterol- HDL	Triglycerides	rs1042034
Alcohol Drinking	Cholesterol- LDL	rs10496665	Cholesterol- HDL	Lipoproteins- HDL	rs1532624
Alcohol Drinking	Triglycerides	rs10496665	Cholesterol- HDL	Exercise Test	rs10493672
Alcohol Drinking	Cholesterol- LDL	rs10515153	Cholesterol- HDL	Respiratory Function Tests	rs10521063
Alcohol Drinking	Cholesterol- HDL	rs584274	Cholesterol- HDL	Cholesterol- LDL	rs10519178
Alcohol Drinking	Body Mass Index	rs2074356	Cholesterol- HDL	Monocyte Chemoattractant Protein-1	rs7991605

Alcohol Drinking	Cholesterol- HDL	rs2074356	Cholesterol- HDL	Fibrinogen	rs1372589
Alkaline Phosphatase	Coronary Artery Disease	rs579459	Cholesterol- HDL	Triglycerides	rs4846914
Alopecia Areata	Diabetes Mellitus- Type 1	rs1701704	Cholesterol- HDL	Cholesterol- LDL	rs1800961
Alzheimer Disease	Cholesterol- HDL	rs4420638	Cholesterol- HDL	C-Reactive Protein	rs1800961
Alzheimer Disease	Cholesterol- LDL	rs4420638	Cholesterol- HDL	Diabetes Mellitus- Type 2	rs744479
Alzheimer Disease	C-Reactive Protein	rs4420638	Cholesterol- HDL	Cholesterol- LDL	rs174546
Alzheimer Disease	Cholesterol- LDL	rs157580	Cholesterol- HDL	Triglycerides	rs174546
Alzheimer Disease	Cholesterol- LDL	rs2075650	Cholesterol- HDL	Electrocardiography	rs174547
Alzheimer Disease	C-Reactive Protein	rs2075650	Cholesterol- HDL	Heart Rate	rs174547
Angiography	Body Mass Index	rs1941211	Cholesterol- HDL	Lipid Metabolism	rs174547
Angiography	Cholesterol- LDL	rs10502778	Cholesterol- HDL	Metabolism	rs174547
Aorta	Blood Pressure	rs10490935	Cholesterol- HDL	Phospholipids	rs174547
Aorta	Cholesterol- HDL	rs10490935	Cholesterol- HDL	Triglycerides	rs174547
Aorta	Cholesterol- LDL	rs10490935	Cholesterol- HDL	Triglycerides	rs10503669
Apolipoproteins C	Cholesterol- LDL	rs10496665	Cholesterol- HDL	Triglycerides	rs12678919
Apolipoproteins C	Triglycerides	rs10496665	Cholesterol- HDL	Triglycerides	rs17091905
Apolipoproteins C	Cholesterol- HDL	rs2209372	Cholesterol- HDL	Triglycerides	rs328
Apolipoproteins C	Triglycerides	rs2209372	Cholesterol- HDL	Lipoproteins- VLDL	rs257048
Apolipoproteins C	Blood Pressure	rs1323603	Cholesterol- HDL	Echocardiography	rs10493402
Apolipoproteins C	C-Reactive Protein	rs1323603	Cholesterol- HDL	Echocardiography	rs10493403
Apolipoproteins C	Blood Pressure	rs1323604	Cholesterol- HDL	Triglycerides	rs6065906
Apolipoproteins C	C-Reactive Protein	rs1323604	Cholesterol- HDL	Glomerular Filtration Rate	rs681969
Apolipoproteins E	Cholesterol- HDL	rs10503516	Cholesterol- HDL	Maximal Midexpiratory Flow Rate	rs10511521
Arthritis- Rheumatoid	Diabetes Mellitus- Type 1	rs3087243	Cholesterol- HDL	Respiratory Function Tests	rs10511521
Arthritis- Rheumatoid	Diabetes Mellitus- Type 1	rs2476601	Cholesterol- HDL	Lipoproteins- HDL	rs2156552
Arthritis- Rheumatoid	Diabetes Mellitus- Type 1	rs6679677	Cholesterol- HDL	Cholesterol- LDL	rs7241918
Aspartate Aminotransferases	Blood Pressure	rs11066280	Cholesterol- HDL	Lipids	rs173539
Asthma	Diabetes Mellitus- Type 1	rs1701704	Cholesterol- HDL	Metabolic Syndrome X	rs173539
Asthma	C-Reactive Protein	rs4129267	Cholesterol- HDL	Cholesterol- LDL	rs3764261
Asthma	Diabetes Mellitus- Type 1	rs3117098	Cholesterol- HDL	Lipid Metabolism	rs3764261
Atrial Fibrillation	Stroke	rs2200733	Cholesterol- HDL	Lipoproteins- HDL	rs3764261
Atrial Natriuretic Factor	Cholesterol- HDL	rs10515814	Cholesterol- HDL	Macular Degeneration	rs3764261
Audiometry- Pure-Tone	Cholesterol- HDL	rs10521971	Cholesterol- HDL	Metabolic Syndrome X	rs3764261
Audiometry- Pure-Tone	C-Reactive Protein	rs10482891	Cholesterol- HDL	Triglycerides	rs3764261

Audiometry- Pure-Tone	Diabetes Mellitus- Type 2	rs10482891	Cholesterol- HDL	Lipoproteins- HDL	rs9989419
Audiometry- Pure-Tone	C-Reactive Protein	rs10515607	Cholesterol- HDL	Lipoproteins- HDL	rs7120118
Autoimmune Diseases	Diabetes Mellitus- Type 1	rs1893217	Cholesterol- HDL	Lipoproteins- HDL	rs2271293
Autoimmune Diseases	Blood Pressure	rs653178	Cholesterol- HDL	Cholesterol- LDL	rs2954029
Autoimmune Diseases	Diabetes Mellitus- Type 1	rs11203203	Cholesterol- HDL	Triglycerides	rs2954029
Behavior- Addictive	Blood Pressure	rs6495122	Cholesterol- HDL	Triglycerides	rs11613352
Bilirubin	Cholesterol- LDL	rs6927090	Cholesterol- HDL	Diabetes Mellitus- Type 2	rs648392
Blood Cells	Cholesterol- HDL	rs1446083	Cholesterol- HDL	Hemoglobin A- Glycosylated	rs648392
Blood Coagulation Factors	Cholesterol- HDL	rs1445947	Cholesterol- HDL	Lipids	rs648392
Blood Coagulation Factors	Cholesterol- LDL	rs1445947	Cholesterol- HDL	Triglycerides	rs648392
Blood Coagulation Factors	Blood Pressure	rs1578163	Cholesterol- HDL	Mental Competency	rs41321845
Blood Coagulation Factors	Blood Pressure	rs842799	Cholesterol- HDL	von Willebrand Factor	rs41321845
Blood Coagulation Factors	C-Reactive Protein	rs10518592	Cholesterol- HDL	Triglycerides	rs17145738
Blood Coagulation Factors	Cholesterol- HDL	rs10483097	Cholesterol- HDL	Exercise Test	rs2554309
Blood Coagulation Factors	Cholesterol- HDL	rs10483098	Cholesterol- HDL	Cholesterol- LDL	rs10496159
Blood Coagulation Factors	Diabetes Mellitus- Type 2	rs10516540	Cholesterol- HDL	Triglycerides	rs2972146
Blood Coagulation Factors	Blood Pressure	rs6823054	Cholesterol- HDL	Echocardiography	rs10517006
Blood Coagulation Factors	Cholesterol- LDL	rs10521153	Cholesterol- HDL	Interleukin-6	rs10517006
Blood Flow Velocity	Cholesterol- HDL	rs1895360	Cholesterol- HDL	Lipoproteins- LDL	rs6754295
Blood Flow Velocity	Blood Pressure	rs298638	Cholesterol- HDL	Triglycerides	rs6754295
Blood Glucose	Diabetes Mellitus- Type 2	rs560887	Cholesterol- HDL	Triglycerides	rs7679
Blood Glucose	Diabetes Mellitus- Type 2	rs1387153	Cholesterol- HDL	Lipoproteins- HDL	rs255049
Blood Pressure	Esophageal Neoplasms	rs11066280	Cholesterol- HDL	Cholesterol- LDL	rs9987289
Blood Pressure	Cholesterol- HDL	rs10490935	Cholesterol- HDL	C-Reactive Protein	rs9987289
Blood Pressure	Cholesterol- LDL	rs10490935	Cholesterol- HDL	Lipids	rs9987289
Blood Pressure	C-Reactive Protein	rs1323603	Cholesterol- HDL	Metabolic Syndrome X	rs9987289
Blood Pressure	Hematocrit	rs1323603	Cholesterol- HDL	Triglycerides	rs4765127
Blood Pressure	Luteinizing Hormone	rs1323603	Cholesterol- HDL	Cholesterol- LDL	rs581080
Blood Pressure	C-Reactive Protein	rs1323604	Cholesterol- HDL	Kidney Diseases	rs7848992
Blood Pressure	Hematocrit	rs1323604	Cholesterol- HDL	Cholesterol- LDL	rs7941030
Blood Pressure	Luteinizing Hormone	rs1323604	Cholesterol- HDL	Macular Degeneration	rs10468017
Blood Pressure	Celiac Disease	rs653178	Cholesterol- HDL	Phospholipids	rs10468017
Blood Pressure	Cystatin C	rs653178	Cholesterol- HDL	Cholesterol- LDL	rs1532085
Blood Pressure	receptors- Tumor Necrosis Facto	rs1578163	Cholesterol- HDL	Lipoproteins- HDL	rs1532085

Blood Pressure	Receptors- Tumor Necrosis Factor	rs842799	Cholesterol- HDL	Metabolic Syndrome X	rs1532085
Blood Pressure	Erythrocytes	rs6823054	Cholesterol- HDL	Triglycerides	rs1532085
Blood Pressure	Insulin Resistance	rs362468	Cholesterol- HDL	Triglycerides	rs4775041
Blood Pressure	Urinalysis	rs362468	Cholesterol- HDL	Cholesterol- LDL	rs234402
Blood Pressure	Hip	rs10521591	Cholesterol- HDL	Diabetes Mellitus- Type 2	rs234402
Blood Pressure	Hemoglobins	rs198846	Cholesterol- HDL	Hematocrit	rs7564703
Blood Pressure	Iron	rs1799945	Cholesterol- HDL	Kidney Diseases	rs766563
Blood Pressure	Electrocardiography	rs793045	Cholesterol- LDL	C-Reactive Protein	rs4420638
Blood Pressure	Electrocardiography	rs2177065	Cholesterol- LDL	Coronary Artery Disease	rs964184
Blood Pressure	Pulse	rs2177065	Cholesterol- LDL	Hypertriglyceridemia	rs964184
Blood Pressure	Cholesterol- HDL	rs899431	Cholesterol- LDL	Lipoproteins- HDL	rs964184
Blood Pressure	Diabetes Mellitus- Type 1	rs805303	Cholesterol- LDL	Metabolic Syndrome X	rs964184
Blood Pressure	Lupus Erythematosus- Systemic	rs805303	Cholesterol- LDL	Phospholipids	rs964184
Blood Pressure	Heart Function Tests	rs17608766	Cholesterol- LDL	Triglycerides	rs964184
Blood Pressure	Diabetes Mellitus- Type 1	rs3184504	Cholesterol- LDL	Vitamin E	rs964184
Blood Pressure	Eosinophils	rs3184504	Cholesterol- LDL	Coronary Artery Disease	rs599839
Blood Pressure	Cardiovascular Diseases	rs10488587	Cholesterol- LDL	Triglycerides	rs10496665
Blood Pressure	Echocardiography	rs4646698	Cholesterol- LDL	Echocardiography	rs10515153
Blood Pressure	Mortality	rs4646698	Cholesterol- LDL	Lipoproteins- LDL	rs157580
Blood Pressure	Cholesterol- HDL	rs9314945	Cholesterol- LDL	C-Reactive Protein	rs2075650
Blood Pressure	Maximal Midexpiratory Flow Rate	rs9314945	Cholesterol- LDL	Echocardiography	rs10502778
Blood Pressure	Echocardiography	rs10484055	Cholesterol- LDL	Peroxidase	rs6927090
Blood Pressure	Exercise Test	rs10521831	Cholesterol- LDL	Thyrotropin	rs10521153
Blood Pressure	Sleep	rs10521831	Cholesterol- LDL	Erythrocytes	rs2164611
Blood Pressure	Thyrotropin	rs10521831	Cholesterol- LDL	Diabetes Mellitus- Type 2	rs6822949
Blood Pressure	Electrocardiography	rs10508923	Cholesterol- LDL	Hematocrit	rs6822949
Blood Pressure	Electrocardiography	rs1436207	Cholesterol- LDL	Hemoglobins	rs6822949
Blood Pressure	Cholesterol- LDL	rs721488	Cholesterol- LDL	Varicose Veins	rs10498077
Blood Pressure	Body Mass Index	rs2822704	Cholesterol- LDL	Mental Competency	rs10485063
Blood Pressure	Body Weight	rs2822704	Cholesterol- LDL	Erythrocyte Indices	rs1800562
Blood Pressure	Urinalysis	rs2822704	Cholesterol- LDL	Hematocrit	rs1800562
Blood Pressure	Body Mass Index	rs13107325	Cholesterol- LDL	Hemoglobin A- Glycosylated	rs1800562
Blood Pressure	Cholesterol- HDL	rs13107325	Cholesterol- LDL	Iron	rs1800562
Blood Pressure	Cholesterol- HDL	rs1602459	Cholesterol- LDL	Transferrin	rs1800562

Blood Pressure	CD40 Ligand	rs1993796	Cholesterol- LDL	Metabolic Syndrome X	rs1883025
Blood Pressure	Cholesterol- HDL	rs1993796	Cholesterol- LDL	C-Reactive Protein	rs1800961
Blood Pressure	Creatinine	rs1413643	Cholesterol- LDL	Triglycerides	rs174546
Blood Pressure	Glomerular Filtration Rate	rs1413643	Cholesterol- LDL	Lipid Metabolism	rs3764261
Blood Pressure	Insulin Resistance	rs10494526	Cholesterol- LDL	Lipoproteins- HDL	rs3764261
Blood Pressure	Echocardiography	rs2288975	Cholesterol- LDL	Macular Degeneration	rs3764261
Blood Pressure	Echocardiography	rs2288986	Cholesterol- LDL	Metabolic Syndrome X	rs3764261
Blood Pressure	Electrocardiography	rs10496384	Cholesterol- LDL	Triglycerides	rs3764261
Blood Pressure	Echocardiography	rs919291	Cholesterol- LDL	Triglycerides	rs2954029
Blood Pressure	von Willebrand Factor	rs919291	Cholesterol- LDL	C-Reactive Protein	rs9987289
Blood Pressure	Body Weight	rs7772564	Cholesterol- LDL	Lipids	rs9987289
Blood Pressure	CD40 Ligand	rs10490009	Cholesterol- LDL	Metabolic Syndrome X	rs9987289
Blood Pressure	Peroxidase	rs10490009	Cholesterol- LDL	Lipoproteins- HDL	rs1532085
Blood Pressure	Body Mass Index	rs1456774	Cholesterol- LDL	Metabolic Syndrome X	rs1532085
Blood Pressure	Body Weight	rs1456774	Cholesterol- LDL	Triglycerides	rs1532085
Blood Pressure	Respiratory Function Tests	rs1456774	Cholesterol- LDL	Diabetes Mellitus- Type 2	rs234402
Blood Pressure	Body Mass Index	rs1456775	Cholesterol- LDL	Triglycerides	rs1495741
Blood Pressure	Body Weight	rs1456775	Cholesterol- LDL	Urinary Bladder Neoplasms	rs1495741
Blood Pressure	Echocardiography	rs1456775	Cholesterol- LDL	E-Selectin	rs651007
Blood Pressure	Respiratory Function Tests	rs1456775	Cholesterol- LDL	Lipoproteins- LDL	rs693
Blood Pressure	Cholesterol- LDL	rs10494313	Cholesterol- LDL	Lipid Metabolism	rs7412
Blood Pressure	Echocardiography	rs639802	Cholesterol- LDL	Coronary Artery Disease	rs646776
Blood Pressure	Insulin Resistance	rs1379996	Cholesterol- LDL	Lipoproteins- LDL	rs646776
Blood Pressure	Body Weight	rs2164611	Cholesterol- LDL	Coronary Artery Disease	rs12740374
Blood Pressure	Cholesterol- LDL	rs2164611	Cholesterol- LDL	Triglycerides	rs629301
Blood Pressure	Erythrocytes	rs2164611	Cholesterol- LDL	Vitamin B 12	rs492602
Blood Pressure	Hip	rs10508887	Cholesterol- LDL	C-Reactive Protein	rs1260326
Blood Pressure	Life Expectancy	rs10516579	Cholesterol- LDL	gamma-Glutamyltransferase	rs1260326
Blood Pressure	Diabetes Mellitus- Type 2	rs10512421	Cholesterol- LDL	Glucose Tolerance Test	rs1260326
Blood Pressure	Erythrocyte Indices	rs10512421	Cholesterol- LDL	Hypertriglyceridemia	rs1260326
Blood Pressure	Insulin Resistance	rs10512421	Cholesterol- LDL	Kidney Diseases	rs1260326
Blood Pressure	Lipoprotein-a	rs10512421	Cholesterol- LDL	Metabolism	rs1260326
Blood Proteins	Cholesterol- LDL	rs6822949	Cholesterol- LDL	Platelet Count	rs1260326
Blood Proteins	Diabetes Mellitus- Type 2	rs6822949	Cholesterol- LDL	Triglycerides	rs1260326

Blood Proteins	Carotid Artery Diseases	rs10498077	Cholesterol- LDL	Echocardiography	rs298300
Blood Proteins	Cholesterol- LDL	rs10498077	Cholesterol- LDL	von Willebrand Factor	rs298300
Blood Sedimentation	Cholesterol- LDL	rs10903129	Cholesterol- LDL	poprotein A-I -Supplementary Concer	rs10455872
Blood Viscosity	Cholesterol- HDL	rs10501861	Cholesterol- LDL	Erythrocyte Indices	rs178228
Body Height	Cholesterol- HDL	rs1011229	Cholesterol- LDL	Gallbladder Diseases	rs10486804
Body Height	Cholesterol- HDL	rs10496009	Cholesterol- LDL	Erythrocyte Indices	rs11065987
Body Height	Cholesterol- LDL	rs3891334	Cholesterol- LDL	Hematocrit	rs11065987
Body Height	Cholesterol- HDL	rs10521608	Cholesterol- LDL	gamma Glutamyltransferase	rs1169288
Body Height	Cholesterol- LDL	rs10491682	Cholesterol- LDL	Coronary Artery Disease	rs11206510
Body Height	Cholesterol- LDL	rs10514828	Cholesterol- LDL	Lipoproteins	rs10518111
Body Height	Cholesterol- HDL	rs4338582	Cholesterol- LDL	Lipoproteins- VLDL	rs10518111
Body Height	Cholesterol- LDL	rs10490848	Cholesterol- LDL	Electrocardiography	rs10510064
Body Height	Body Mass Index	rs17782313	Cholesterol- LDL	Hip	rs7576570
Body Height	Cholesterol- LDL	rs10485999	Cholesterol- LDL	Lipoproteins- VLDL	rs3846271
Body Height	Cholesterol- LDL	rs3845166	Cholesterol- LDL	Thyrotropin	rs10496473
Body Height	Cholesterol- LDL	rs9302028	Cholesterol- LDL	Triglycerides	rs10401969
Body Mass Index	Body Weight	rs8050136	Cholesterol- LDL	Fibrinogen	rs10512170
Body Mass Index	Diabetes Mellitus- Type 2	rs8050136	Cholesterol- LDL	Lipoprotein-a	rs10733517
Body Mass Index	Cholesterol- HDL	rs2074356	Cholesterol- LDL	Triglycerides	rs2131925
Body Mass Index	Esophageal Neoplasms	rs2074356	Cholesterol- LDL	Triglycerides	rs6882076
Body Mass Index	gamma-Glutamyltransferase	rs2074356	Cholesterol- LDL	Sphingolipids	rs2304130
Body Mass Index	Cardiovascular Diseases	rs1941211	Cholesterol- LDL	Triglycerides	rs2304130
Body Mass Index	Exercise Test	rs1941211	Cholesterol- LDL	Hip	rs10493293
Body Mass Index	Respiratory Function Tests	rs1941211	Cholesterol- LDL	Triglycerides	rs16996148
Body Mass Index	Body Weight	rs2822704	Cholesterol- LDL	Echocardiography	rs1432120
Body Mass Index	Urinalysis	rs2822704	Cholesterol- LDL	Lipoproteins- VLDL	rs1432120
Body Mass Index	Cholesterol- HDL	rs13107325	Cholesterol- LDL	Glomerular Filtration Rate	rs10504999
Body Mass Index	Body Weight	rs1456774	Cholesterol- LDL	C-Reactive Protein	rs2650000
Body Mass Index	Respiratory Function Tests	rs1456774	Cholesterol- LDL	Resistin	rs10492516
Body Mass Index	Body Weight	rs1456775	Colitis- Ulcerative	Diabetes Mellitus- Type 1	rs3024505
Body Mass Index	Echocardiography	rs1456775	Coronary Artery Disease	Hypertriglyceridemia	rs964184
Body Mass Index	Respiratory Function Tests	rs1456775	Coronary Artery Disease	Lipoproteins- HDL	rs964184
Body Mass Index	Body Weight Changes	rs1989627	Coronary Artery Disease	Metabolic Syndrome X	rs964184
Body Mass Index	Cholesterol- HDL	rs1989627	Coronary Artery Disease	Phospholipids	rs964184

Body Mass Index	Glomerular Filtration Rate	rs1989627	Coronary Artery Disease	Triglycerides	rs964184
Body Mass Index	Lipoproteins- VLDL	rs1989627	Coronary Artery Disease	Vitamin E	rs964184
Body Mass Index	Triglycerides	rs1989627	Coronary Artery Disease	E-Selectin	rs579459
Body Mass Index	Smoking	rs6265	Coronary Artery Disease	P-Selectin	rs579459
Body Mass Index	Diabetes Mellitus- Type 2	rs9309553	Coronary Artery Disease	Lipoproteins- LDL	rs646776
Body Mass Index	Body Weight	rs7647305	Coronary Artery Disease	Drinking Behavior	rs671
Body Mass Index	Body Weight	rs10489884	Coronary Artery Disease	Erythrocyte Indices	rs671
Body Mass Index	Body Weight	rs16963644	Coronary Artery Disease	Esophageal Neoplasms	rs671
Body Mass Index	Bone Density	rs16963644	Coronary Artery Disease	gamma-Glutamyltransferase	rs671
Body Mass Index	Body Weight	rs10502782	Coronary Artery Disease	Intracranial Aneurysm	rs12413409
Body Mass Index	Gout	rs10502782	Coronary Artery Disease	Vascular Calcification	rs9349379
Body Mass Index	Body Weight	rs1779297	Coronary Artery Disease	Vascular Calcification	rs1333049
Body Mass Index	Cholesterol- LDL	rs1779297	C-Reactive Protein	Hematocrit	rs1323603
Body Mass Index	Body Weight	rs10511574	C-Reactive Protein	Luteinizing Hormone	rs1323603
Body Mass Index	Body Weight	rs4896783	C-Reactive Protein	Hematocrit	rs1323604
Body Mass Index	Survival	rs1525047	C-Reactive Protein	Luteinizing Hormone	rs1323604
Body Mass Index	Body Weight	rs9291610	C-Reactive Protein	Diabetes Mellitus- Type 2	rs10482891
Body Mass Index	Neuropsychological Tests	rs764984	C-Reactive Protein	Interleukin-6	rs10518592
Body Mass Index	Body Weight	rs10504306	C-Reactive Protein	Diabetes Mellitus- Type 2	rs9319533
Body Mass Index	Body Weight	rs964028	C-Reactive Protein	Lipids	rs9987289
Body Mass Index	Body Weight	rs10507372	C-Reactive Protein	Metabolic Syndrome X	rs9987289
Body Mass Index	Lipids	rs10505990	C-Reactive Protein	gamma-Glutamyltransferase	rs1260326
Body Mass Index	Triglycerides	rs10505990	C-Reactive Protein	Glucose Tolerance Test	rs1260326
Body Mass Index	Body Weight	rs275737	C-Reactive Protein	Hypertriglyceridemia	rs1260326
Body Mass Index	Cholesterol- HDL	rs4748030	C-Reactive Protein	Kidney Diseases	rs1260326
Body Mass Index	Body Weight	rs7498665	C-Reactive Protein	Metabolism	rs1260326
Body Mass Index	Tissue Plasminogen Activator	rs10501462	C-Reactive Protein	Platelet Count	rs1260326
Body Mass Index	Body Weight	rs9319533	C-Reactive Protein	Triglycerides	rs1260326
Body Mass Index	C-Reactive Protein	rs9319533	C-Reactive Protein	Glucose Tolerance Test	rs780094
Body Mass Index	Diabetes Mellitus- Type 2	rs9319533	C-Reactive Protein	Glucose Transporter Type 2	rs780094
Body Mass Index	Hip	rs2833681	C-Reactive Protein	Insulin Resistance	rs780094
Body Mass Index	Body Weight	rs3784639	C-Reactive Protein	Metabolic Syndrome X	rs780094
Body Mass Index	Echocardiography	rs2256842	C-Reactive Protein	Metabolism	rs780094
Body Mass Index	Body Weight Changes	rs1461361	C-Reactive Protein	Phospholipids	rs780094

Body Mass Index	Body Weight	rs29941	C-Reactive Protein	Triglycerides	rs780094
Body Mass Index	Waist Circumference	rs1558902	C-Reactive Protein	Uric Acid	rs780094
Body Mass Index	Body Weight	rs6499640	C-Reactive Protein	Fibrinogen	rs2228145
Body Mass Index	Menarche	rs9939609	C-Reactive Protein	gamma-Glutamyltransferase	rs7310409
Body Mass Index	Varicose Veins	rs9963861	C-Reactive Protein	Lipoproteins- VLDL	rs10489712
Body Mass Index	Body Weight Changes	rs10496639	C-Reactive Protein	Pulse	rs1040568
Body Mass Index	Body Weight	rs9289410	C-Reactive Protein	Polysaccharides	rs7953249
Body Mass Index	Lipoprotein-a	rs9289410	Crohn Disease	Diabetes Mellitus- Type 1	rs2476601
Body Mass Index	Cardiovascular Diseases	rs10508729	Crohn Disease	Diabetes Mellitus- Type 1	rs3024505
Body Mass Index	Echocardiography	rs10508729	Crohn Disease	Diabetes Mellitus- Type 1	rs2542151
Body Mass Index	Body Weight	rs10485546	Death- Sudden- Cardiac	Electrocardiography	rs12143842
Body Mass Index	Lipids	rs10485546	Death- Sudden- Cardiac	Heart Function Tests	rs11153730
Body Mass Index	Vitamin K	rs10485546	Diabetes- Gestational	Diabetes Mellitus- Type 2	rs7754840
Body Mass Index	Cholesterol- HDL	rs3749679	Diabetes- Gestational	Diabetes Mellitus- Type 2	rs10830962
Body Mass Index	Body Weight	rs1468243	Diabetes Mellitus- Type 1	Vitiligo	rs11203203
Body Mass Index	Body Weight	rs2568958	Diabetes Mellitus- Type 1	Lupus Erythematosus- Systemic	rs805303
Body Mass Index	Body Weight	rs7561317	Diabetes Mellitus- Type 1	Eosinophils	rs3184504
Body Mass Index	Gallbladder Diseases	rs1389158	Diabetes Mellitus- Type 1	Lupus Erythematosus- Systemic	rs1270942
Body Mass Index	Body Weight	rs12970134	Diabetes Mellitus- Type 1	Lupus Erythematosus- Systemic	rs558702
Body Mass Index	Waist Circumference	rs12970134	Diabetes Mellitus- Type 1	Lupus Erythematosus- Systemic	rs389884
Body Mass Index	Body Weight	rs17057867	Diabetes Mellitus- Type 1	Psoriasis	rs3132486
Body Mass Index	Diabetes Mellitus- Type 2	rs17057867	Diabetes Mellitus- Type 1	Multiple Sclerosis	rs9272346
Body Mass Index	Erythrocyte Indices	rs17057867	Diabetes Mellitus- Type 1	Lupus Erythematosus- Systemic	rs10807113
Body Mass Index	Fibrinogen	rs17057867	Diabetes Mellitus- Type 1	Leprosy	rs1063355
Body Mass Index	Insulin Resistance	rs17057867	Diabetes Mellitus- Type 1	Lupus Erythematosus- Systemic	rs1794282
Body Mass Index	Body Weight	rs925946	Diabetes Mellitus- Type 1	Immunoglobulin E	rs2858331
Body Mass Index	Body Weight	rs10501031	Diabetes Mellitus- Type 1	Lupus Erythematosus- Systemic	rs2858331
Body Mass Index	Body Weight	rs10489772	Diabetes Mellitus- Type 1	Leprosy	rs9357152
Body Mass Index	Body Weight	rs10502824	Diabetes Mellitus- Type 1	Lupus Erythematosus- Systemic	rs9357152
Body Mass Index	Diabetes Mellitus- Type 2	rs10502824	Diabetes Mellitus- Type 1	Multiple Sclerosis	rs9461799
Body Mass Index	Varicose Veins	rs222811	Diabetes Mellitus- Type 1	Lupus Erythematosus- Systemic	rs1573649
Body Mass Index	Body Weight	rs10511115	Diabetes Mellitus- Type 1	Lupus Erythematosus- Systemic	rs2301271
Body Mass Index	Body Weight	rs10513195	Diabetes Mellitus- Type 1	Lupus Erythematosus- Systemic	rs6903130
Body Mass Index	Resistin	rs10513195	Diabetes Mellitus- Type 1	Multiple Sclerosis	rs6903130

Body Mass Index	Triglycerides	rs10195252	Diabetes Mellitus- Type 1	Hepatitis B- Chronic	rs7453920
Body Mass Index	Carcinoma- Renal Cell	rs718314	Diabetes Mellitus- Type 1	Lupus Erythematosus- Systemic	rs7453920
Body Weight	Diabetes Mellitus- Type 2	rs8050136	Diabetes Mellitus- Type 1	Multiple Sclerosis	rs7453920
Body Weight	Cholesterol- LDL	rs2164611	Diabetes Mellitus- Type 1	Lupus Erythematosus- Systemic	rs7756516
Body Weight	Cholesterol- LDL	rs1779297	Diabetes Mellitus- Type 1	Parkinson Disease	rs3129882
Body Weight	C-Reactive Protein	rs9319533	Diabetes Mellitus- Type 1	Scleroderma- Systemic	rs3129882
Body Weight	Diabetes Mellitus- Type 2	rs9319533	Diabetes Mellitus- Type 1	Multiple Sclerosis	rs9268645
Body Weight	Lipoprotein-a	rs9289410	Diabetes Mellitus- Type 1	Hodgkin Disease	rs6903608
Body Weight	Diabetes Mellitus- Type 2	rs17057867	Diabetes Mellitus- Type 1	Lupus Erythematosus- Systemic	rs3131379
Body Weight	Diabetes Mellitus- Type 2	rs10502824	Diabetes Mellitus- Type 1	Lupus Erythematosus- Systemic	rs3131296
Body Weight	Cholesterol- HDL	rs10282285	Diabetes Mellitus- Type 1	Schizophrenia	rs3131296
Body Weight	Triglycerides	rs730084	Diabetes Mellitus- Type 1	Lupus Erythematosus- Systemic	rs3134942
Body Weight	Triglycerides	rs997973	Diabetes Mellitus- Type 1	Multiple Sclerosis	rs241427
Body Weight Changes	Cholesterol- HDL	rs1989627	Diabetes Mellitus- Type 1	Lupus Erythematosus- Systemic	rs1150754
Body Weight Changes	Triglycerides	rs1989627	Diabetes Mellitus- Type 1	Diabetes Mellitus- Type 2	rs2304256
Body Weights and Measures	Triglycerides	rs25812	Diabetes Mellitus- Type 1	Lupus Erythematosus- Systemic	rs1046089
Body Weights and Measures	Cholesterol- LDL	rs10485063	Diabetes Mellitus- Type 1	Menopause	rs1046089
Body Weights and Measures	C-Reactive Protein	rs10511930	Diabetes Mellitus- Type 1	Lupus Erythematosus- Systemic	rs2242660
Bone Density	Cholesterol- HDL	rs4338582	Diabetes Mellitus- Type 1	Lung Neoplasms	rs3117582
Brain	Cholesterol- HDL	rs6966598	Diabetes Mellitus- Type 1	Lupus Erythematosus- Systemic	rs3117582
Calcium	Cholesterol- LDL	rs10485063	Diabetes Mellitus- Type 1	Lupus Erythematosus- Systemic	rs7775397
carbohydrate-deficient transferrin -Supplementary Concept	Cholesterol- LDL	rs1800562	Diabetes Mellitus- Type 1	Multiple Sclerosis	rs910049
Cardiomegaly	Pulse	rs10500758	Diabetes Mellitus- Type 1	Lupus Erythematosus- Systemic	rs1980493
Cardiomegaly	Pulse	rs10505839	Diabetes Mellitus- Type 1	Leprosy	rs2395173
Cardiovascular Diseases	Coronary Artery Disease	rs445925	Diabetes Mellitus- Type 1	Lupus Erythematosus- Systemic	rs3129962
Cardiovascular Diseases	Lipoprotein-a	rs10498211	Diabetes Mellitus- Type 1	Leprosy	rs3135338
Cardiovascular Diseases	Cholesterol- LDL	rs1345541	Diabetes Mellitus- Type 1	Multiple Sclerosis	rs3135338
Carotid Artery Diseases	Cholesterol- LDL	rs10498077	Diabetes Mellitus- Type 1	Lupus Erythematosus- Systemic	rs3135353
Carotid Artery Diseases	Varicose Veins	rs10498077	Diabetes Mellitus- Type 1	Immunoglobulin A	rs1990760
Carotid Artery Diseases	Exercise Test	rs1154314	Diabetes Mellitus- Type 1	Lupus Erythematosus- Systemic	rs2596560
Carotid Artery Diseases	Mortality	rs10517150	Diabetes Mellitus- Type 2	Hip	rs10516540
Carotid Artery Diseases	Echocardiography	rs190038	Diabetes Mellitus- Type 2	Glucose Tolerance Test	rs560887
Carotid Artery Diseases	Erythrocytes	rs190038	Diabetes Mellitus- Type 2	Glucose Transporter Type 2	rs560887

Carotid Artery Diseases	Uric Acid	rs190038	Diabetes Mellitus- Type 2	Metabolic Syndrome X	rs560887
Carotid Artery Diseases	Mortality	rs3797983	Diabetes Mellitus- Type 2	Metabolism	rs560887
Carotid Artery Diseases	Mortality	rs3797993	Diabetes Mellitus- Type 2	Hemoglobin A- Glycosylated	rs1387153
Carotid Artery Diseases	CD40 Ligand	rs2286103	Diabetes Mellitus- Type 2	Metabolic Syndrome X	rs1387153
CD40 Ligand	Cholesterol- HDL	rs1993796	Diabetes Mellitus- Type 2	Erythrocyte Indices	rs10512421
CD40 Ligand	Cholesterol- HDL	rs9288330	Diabetes Mellitus- Type 2	Insulin Resistance	rs10512421
CD40 Ligand	Cholesterol- HDL	rs10520476	Diabetes Mellitus- Type 2	Lipoprotein-a	rs10512421
Celiac Disease	Diabetes Mellitus- Type 1	rs1893217	Diabetes Mellitus- Type 2	Hematocrit	rs6822949
Cholesterol- HDL	Cholesterol- LDL	rs4420638	Diabetes Mellitus- Type 2	Hemoglobins	rs6822949
Cholesterol- HDL	C-Reactive Protein	rs4420638	Diabetes Mellitus- Type 2	Erythrocyte Indices	rs17057867
Cholesterol- HDL	Cholesterol- LDL	rs964184	Diabetes Mellitus- Type 2	Fibrinogen	rs17057867
Cholesterol- HDL	Coronary Artery Disease	rs964184	Diabetes Mellitus- Type 2	Insulin Resistance	rs17057867
Cholesterol- HDL	Hypertriglyceridemia	rs964184	Diabetes Mellitus- Type 2	Hemoglobin A- Glycosylated	rs648392
Cholesterol- HDL	Lipoproteins- HDL	rs964184	Diabetes Mellitus- Type 2	Lipids	rs648392
Cholesterol- HDL	Metabolic Syndrome X	rs964184	Diabetes Mellitus- Type 2	Triglycerides	rs648392
Cholesterol- HDL	Phospholipids	rs964184	Diabetes Mellitus- Type 2	Metabolic Syndrome X	rs10830962
Cholesterol- HDL	Triglycerides	rs964184	Diabetes Mellitus- Type 2	Erythrocytes	rs1561364
Cholesterol- HDL	Vitamin E	rs964184	Diabetes Mellitus- Type 2	Hematocrit	rs1561364
Cholesterol- HDL	gamma-Glutamyltransferase	rs12229654	Diabetes Mellitus- Type 2	Hemoglobin A- Glycosylated	rs1799884
Cholesterol- HDL	Esophageal Neoplasms	rs2074356	Diabetes Mellitus- Type 2	Insulin Resistance	rs10520978
Duodenal Ulcer	Venous Thrombosis	rs505922	Diabetes Mellitus- Type 2	Hip	rs2876995
Echocardiography	Triglycerides	rs984123	Diabetes Mellitus- Type 2	Hemoglobins	rs10521799
Echocardiography	Lipoprotein-a	rs4763212	Diabetes Mellitus- Type 2	Lipoproteins	rs10521799
Echocardiography	Triglycerides	rs6978190	Diabetes Mellitus- Type 2	Hemoglobins	rs2076502
Electrocardiography	Triglycerides	rs174547	Diabetes Mellitus- Type 2	Glucose Tolerance Test	rs4506565
Erythrocyte Indices	Lipoprotein-a	rs10512421	Diabetes Mellitus- Type 2	Natriuretic Peptide- Brain	rs10508070
Erythrocyte Indices	Triglycerides	rs1384412	Diabetes Mellitus- Type 2	Triglycerides	rs4730171
Erythrocytes	Triglycerides	rs10512017	Diabetes Mellitus- Type 2	Insulin Resistance	rs7326245
Erythrocytes	Triglycerides	rs10512018	Diabetes Mellitus- Type 2	Insulin Resistance	rs10497993
E-Selectin	Venous Thrombosis	rs505922	Diabetes Mellitus- Type 2	Insulin Resistance	rs10497994
gamma-Glutamyltransferase	Triglycerides	rs1260326	Diabetes Mellitus- Type 2	Echocardiography	rs10485642
Glomerular Filtration Rate	Triglycerides	rs1989627	Diabetes Mellitus- Type 2	Insulin Resistance	rs10485642
Glucose Tolerance Test	Triglycerides	rs1260326	Diabetes Mellitus- Type 2	Kidney Diseases	rs10485642
Glucose Tolerance Test	Triglycerides	rs780094	Diabetes Mellitus- Type 2	Respiratory Function Tests	rs10485642

Glucose Transporter Type 2	Triglycerides	rs780094	Diabetes Mellitus- Type 2	Maximal Midexpiratory Flow Rate	rs2101552
Heart Rate	Triglycerides	rs174547	Diabetes Mellitus- Type 2	Glucose Tolerance Test	rs11558471
Hemoglobin A- Glycosylated	Triglycerides	rs648392	Diabetes Mellitus- Type 2	Hemoglobin A- Glycosylated	rs13266634
Hemoglobins	Triglycerides	rs1384412	Diabetes Mellitus- Type 2	Hip	rs1414263
Hemoglobins	Triglycerides	rs3811413	Diabetes Mellitus- Type 2	Mortality	rs1398359
Hypertriglyceridemia	Triglycerides	rs964184	Diabetes Mellitus- Type 2	Insulin Resistance	rs10505237
Hypertriglyceridemia	Triglycerides	rs1260326	Metabolic Syndrome X	Triglycerides	rs3764261
Insulin Resistance	Lipoprotein-a	rs10512421	Metabolic Syndrome X	Triglycerides	rs1532085
Insulin Resistance	Triglycerides	rs780094	Metabolic Syndrome X	Triglycerides	rs780094
Kidney Diseases	Triglycerides	rs1260326	Metabolic Syndrome X	Triglycerides	rs673548
Lipid Metabolism	Triglycerides	rs174547	Metabolism	Triglycerides	rs174547
Lipid Metabolism	Triglycerides	rs3764261	Metabolism	Triglycerides	rs1260326
Lipid Metabolism	Triglycerides	rs651821	Metabolism	Triglycerides	rs780094
Lipids	Triglycerides	rs2209372	Pancreatic Neoplasms	Venous Thrombosis	rs505922
Lipids	Triglycerides	rs10505990	Phospholipids	Triglycerides	rs964184
Lipids	Triglycerides	rs10512017	Phospholipids	Triglycerides	rs174547
Lipids	Triglycerides	rs10512018	Phospholipids	Triglycerides	rs780094
Lipids	Triglycerides	rs648392	Platelet Count	Triglycerides	rs1260326
Lipids	Triglycerides	rs439401	Platelet Count	Triglycerides	rs10761731
Lipids	Triglycerides	rs16920830	Serum Albumin	Triglycerides	rs780092
Lipoproteins- HDL	Triglycerides	rs964184	Sphingolipids	Triglycerides	rs2304130
Lipoproteins- HDL	Triglycerides	rs3764261	Triglycerides	Vitamin E	rs964184
Lipoproteins- HDL	Triglycerides	rs1532085	Triglycerides	Urinary Bladder Neoplasms	rs1495741
Lipoproteins- HDL	Triglycerides	rs174548	Triglycerides	Uric Acid	rs780094
Lipoproteins- LDL	Triglycerides	rs6754295	Tumor Necrosis Factor- alpha	Venous Thrombosis	rs505922
Lipoproteins- LDL	Triglycerides	rs6728178			
Lipoproteins- VLDL	Triglycerides	rs1989627			
Lipoproteins- VLDL	Triglycerides	rs10517129			
Lung Neoplasms	Smoking	rs1051730			
Lupus Erythematosus- Systemic	Triglycerides	rs2247056			
Macular Degeneration	Triglycerides	rs3764261			
Metabolic Syndrome X	Triglycerides	rs12286037			
Metabolic Syndrome X	Triglycerides	rs964184			

Supplementary Table 4. CVD eQTLs

SNPId	mesh_term	Expressed.gene.associated.with.the.SNP	DESCRIPTION	Type	SNP_MAF	SNP_Imputation_RSq	SNP_Chr	SNP_Pos_hg19	Transcript_Chr	RSq	log10P	Validated.in.Blood.eQTL.Browser
rs10821415	Atrial Fibrillation	C9orf3	chromosome 9 open reading frame 3	cis	0.43	0.97	9	97713459	9	0.008	-10.45	No
rs10824026	Atrial Fibrillation	P4HA1	prolyl 4-hydroxylase, alpha polypeptide I	cis	0.16	1.00	10	75421208	10	0.004	-5.06	No
rs10824026	Atrial Fibrillation	ECD	ecdysoneless homolog (Drosophila)	cis	0.16	1.00	10	75421208	10	0.008	-10.01	No
rs10824026	Atrial Fibrillation	DNAJC9	DnaJ (Hsp40) homolog, subfamily C, member 9	cis	0.16	1.00	10	75421208	10	0.008	-10.59	No
rs7164883	Atrial Fibrillation	NEO1	neogenin 1	cis	0.16	0.91	15	73652174	15	0.017	-20.28	No
rs1004467	Blood Pressure	AS3MT	arsenic (+3 oxidation state) methyltransferase	cis	0.10	0.98	10	104594507	10	0.004	-5.38	Yes
rs1004467	Blood Pressure	NT5C2	5'-nucleotidase, cytosolic II	cis	0.10	0.98	10	104594507	10	0.012	-14.76	No
rs10486744	Blood Pressure	C7orf25	chromosome 7 open reading frame 25	cis	0.05	0.99	7	42894554	7	0.004	-5.14	No
rs11191548	Blood Pressure	NT5C2	5'-nucleotidase, cytosolic II	cis	0.09	1.00	10	104846178	10	0.016	-19.04	Yes
rs11191548	Blood Pressure	AS3MT	arsenic (+3 oxidation state) methyltransferase	cis	0.09	1.00	10	104846178	10	0.004	-5.25	Yes
rs11191593	Blood Pressure	AS3MT	arsenic (+3 oxidation state) methyltransferase	cis	0.09	1.00	10	104939215	10	0.004	-5.22	No
rs11191593	Blood Pressure	NT5C2	5'-nucleotidase, cytosolic II	cis	0.09	1.00	10	104939215	10	0.015	-18.62	Yes
rs12946454	Blood Pressure	DCAKD	dephospho-CoA kinase domain containing	cis	0.26	0.95	17	43208121	17	0.011	-13.73	Yes
rs1326830	Blood Pressure	HELLS	helicase, lymphoid-specific	cis	0.03	0.42	10	96495793	10	0.011	-13.39	No

rs1378942	Blood Pressure	ULK3	unc-51-like kinase 3 (C. elegans)	cis	0.34	1.00	15	75077367	15	0.018	-21.7	No
rs1378942	Blood Pressure	CSK	c-src tyrosine kinase	cis	0.34	1.00	15	75077367	15	0.016	-19.47	Yes
rs1378942	Blood Pressure	SCAMP2	secretory carrier membrane protein 2	cis	0.34	1.00	15	75077367	15	0.01	-12.81	No
rs16948048	Blood Pressure	PHOSPHO1	phosphatase, orphan 1	cis	0.36	1.00	17	47440466	17	0.005	-6.18	Yes
rs17030613	Blood Pressure	MOV10	Mov10, Moloney leukemia virus 10, homolog (mouse)	cis	0.20	0.97	1	113190807	1	0.014	-16.66	Yes
rs17030613	Blood Pressure	ST7L	suppression of tumorigenicity 7 like	cis	0.20	0.97	1	113190807	1	0.017	-20.18	No
rs17249754	Blood Pressure	POC1B	POC1 centriolar protein homolog B (Chlamydomonas)	cis	0.19	1.00	12	90060586	12	0.022	-26.32	No
rs17367504	Blood Pressure	CLCN6	chloride channel 6	cis	0.15	1.00	1	11862778	1	0.032	-38.09	Yes
rs17367504	Blood Pressure	MTHFR	methylenetetrahydrof olate reductase (NAD(P)H)	cis	0.15	1.00	1	11862778	1	0.009	-11.34	Yes
rs1799945	Blood Pressure	BTN3A2	butyrophilin, subfamily 3, member A2	cis	0.16	0.99	6	26091179	6	0.005	-7.01	No
rs1799945	Blood Pressure	HIST1H3E	histone cluster 1, H3e	cis	0.16	0.99	6	26091179	6	0.027	-31.92	Yes
rs1799945	Blood Pressure	BTN3A2	butyrophilin, subfamily 3, member A2	cis	0.16	0.99	6	26091179	6	0.003	-4.13	No
rs1799945	Blood Pressure	HIST1H4B	histone cluster 1, H4b	cis	0.16	0.99	6	26091179	6	0.016	-19.77	No
rs1799945	Blood Pressure	HIST1H3B	histone cluster 1, H3b	cis	0.16	0.99	6	26091179	6	0.006	-7.18	No
rs1799945	Blood Pressure	HIST1H2BF	histone cluster 1, H2bf	cis	0.16	0.99	6	26091179	6	0.011	-13.24	No
rs1799945	Blood Pressure	HIST1H4H	histone cluster 1, H4h	cis	0.16	0.99	6	26091179	6	0.008	-9.88	No
rs198846	Blood Pressure	HIST1H3B	histone cluster 1, H3b	cis	0.17	0.98	6	26107463	6	0.005	-6.84	No
rs198846	Blood Pressure	BTN3A2	butyrophilin, subfamily 3, member A2	cis	0.17	0.98	6	26107463	6	0.006	-7.41	No

rs198846	Blood Pressure	HIST1H4H	histone cluster 1, H4h	cis	0.17	0.98	6	26107463	6	0.009	-10.71	No
rs198846	Blood Pressure	HIST1H4B	histone cluster 1, H4b	cis	0.17	0.98	6	26107463	6	0.014	-17.66	No
rs198846	Blood Pressure	HIST1H3E	histone cluster 1, H3e	cis	0.17	0.98	6	26107463	6	0.024	-29.23	Yes
rs198846	Blood Pressure	HIST1H2BF	histone cluster 1, H2bf	cis	0.17	0.98	6	26107463	6	0.01	-12.57	No
rs198846	Blood Pressure	BTN3A2	butyrophilin, subfamily 3, member A2	cis	0.17	0.98	6	26107463	6	0.004	-4.84	No
rs2071518	Blood Pressure	NOV	nephroblastoma overexpressed gene	cis	0.27	0.99	8	120435812	8	0.006	-7.55	Yes
rs2681472	Blood Pressure	POC1B	POC1 centriolar protein homolog B (Chlamydomonas)	cis	0.19	0.95	12	90008959	12	0.023	-27.35	No
rs2681492	Blood Pressure	POC1B	POC1 centriolar protein homolog B (Chlamydomonas)	cis	0.19	0.95	12	90013089	12	0.023	-27.34	No
rs2932538	Blood Pressure	CAPZA1	capping protein (actin filament) muscle Z- line, alpha 1	cis	0.25	1.00	1	113216543	1	0.03	-36.39	No
rs3184504	Blood Pressure	IRF9	interferon regulatory factor 9	trans	0.50	1.00	12	111884608	14	0.005	-6.13	No
rs3184504	Blood Pressure	SAMD9L	sterile alpha motif domain containing 9- like	trans	0.50	1.00	12	111884608	7	0.006	-7.38	No
rs3184504	Blood Pressure	MYADM	myeloid-associated differentiation marker	trans	0.50	1.00	12	111884608	19	0.006	-7.76	No
rs3184504	Blood Pressure	PSTPIP2	proline-serine- threonine phosphatase interacting protein 2	trans	0.50	1.00	12	111884608	18	0.009	-11.71	Yes
rs3184504	Blood Pressure	ALDH2	aldehyde dehydrogenase 2 family (mitochondrial)	cis	0.50	1.00	12	111884608	12	0.007	-9.45	No

rs3184504	Blood Pressure	UBE2L6	ubiquitin-conjugating enzyme E2L 6	trans	0.50	1.00	12	111884608	11	0.005	-6.57	No
rs3184504	Blood Pressure	GBP4	guanylate binding protein 4	trans	0.50	1.00	12	111884608	1	0.014	-16.54	Yes
rs3184504	Blood Pressure	RNF31	ring finger protein 31	trans	0.50	1.00	12	111884608	14	0.005	-6.05	No
rs3184504	Blood Pressure	GBP5	guanylate binding protein 5	trans	0.50	1.00	12	111884608	1	0.021	-24.83	No
rs3184504	Blood Pressure	GBP1	guanylate binding protein 1, interferon-inducible, 67kDa	trans	0.50	1.00	12	111884608	1	0.014	-16.68	Yes
rs3184504	Blood Pressure	STAT1	signal transducer and activator of transcription 1, 91kDa	trans	0.50	1.00	12	111884608	2	0.015	-17.97	Yes
rs3184504	Blood Pressure	PARP9	poly (ADP-ribose) polymerase family, member 9	trans	0.50	1.00	12	111884608	3	0.006	-7.93	Yes
rs3184504	Blood Pressure	TCTN1	tectonic family member 1	cis	0.50	1.00	12	111884608	12	0.004	-5.06	No
rs3184504	Blood Pressure	ANKRD22	ankyrin repeat domain 22	trans	0.50	1.00	12	111884608	10	0.009	-10.71	No
rs3184504	Blood Pressure	WDFY2	WD repeat and FYVE domain containing 2	trans	0.50	1.00	12	111884608	13	0.005	-6.35	No
rs3184504	Blood Pressure	SRBD1	S1 RNA binding domain 1	trans	0.50	1.00	12	111884608	2	0.005	-6.59	No
rs3184504	Blood Pressure	GBP7	guanylate binding protein 7	trans	0.50	1.00	12	111884608	1	0.012	-15.35	Yes
rs3184504	Blood Pressure	IDS	iduronate 2-sulfatase	trans	0.50	1.00	12	111884608	23	0.005	-6.11	Yes
rs3184504	Blood Pressure	FCGR1A	Fc fragment of IgG, high affinity Ia, receptor (CD64)	trans	0.50	1.00	12	111884608	1	0.011	-13.75	No
rs3184504	Blood Pressure	ARHGEF40	Rho guanine nucleotide exchange factor (GEF) 40	trans	0.50	1.00	12	111884608	14	0.007	-8.96	No
rs3184504	Blood Pressure	TRAFD1	TRAF-type zinc finger domain containing 1	cis	0.50	1.00	12	111884608	12	0.003	-4.32	No

rs3184504	Blood Pressure	HVCN1	hydrogen voltage-gated channel 1	cis	0.50	1.00	12	111884608	12	0.003	-4.07	No
rs3184504	Blood Pressure	IFIT3	interferon-induced protein with tetratricopeptide repeats 3	trans	0.50	1.00	12	111884608	10	0.006	-7.24	No
rs3184504	Blood Pressure	TRIM22	tripartite motif-containing 22	trans	0.50	1.00	12	111884608	11	0.006	-7.69	No
rs3184504	Blood Pressure	CD274	CD274 molecule	trans	0.50	1.00	12	111884608	9	0.006	-8.09	No
rs3184504	Blood Pressure	PSMB9	proteasome (prosome, macropain) subunit, beta type, 9 (large multifunctional peptidase 2)	trans	0.50	1.00	12	111884608	6	0.005	-6.35	Yes
rs3184504	Blood Pressure	SERPING1	serpin peptidase inhibitor, clade G (C1 inhibitor), member 1	trans	0.50	1.00	12	111884608	11	0.007	-8.6	No
rs3184504	Blood Pressure	PARP14	poly (ADP-ribose) polymerase family, member 14	trans	0.50	1.00	12	111884608	3	0.006	-8.28	No
rs3184504	Blood Pressure	RFX2	regulatory factor X, 2 (influences HLA class II expression)	trans	0.50	1.00	12	111884608	19	0.005	-6.62	No
rs319690	Blood Pressure	UQCRC1	ubiquinol-cytochrome c reductase core protein I	cis	0.32	0.99	3	47927484	3	0.003	-4.74	No
rs319690	Blood Pressure	MAP4	microtubule-associated protein 4	cis	0.32	0.99	3	47927484	3	0.005	-6.49	No
rs319690	Blood Pressure	ZNF589	zinc finger protein 589	cis	0.32	0.99	3	47927484	3	0.036	-43.25	No
rs6495122	Blood Pressure	ULK3	unc-51-like kinase 3 (C. elegans)	cis	0.43	0.95	15	75125645	15	0.01	-12.21	No
rs6495122	Blood Pressure	MPI	mannose phosphate isomerase	cis	0.43	0.95	15	75125645	15	0.003	-4.03	Yes
rs6495122	Blood Pressure	CSK	c-src tyrosine kinase	cis	0.43	0.95	15	75125645	15	0.012	-14.66	Yes
rs6495122	Blood Pressure	SCAMP2	secretory carrier membrane protein 2	cis	0.43	0.95	15	75125645	15	0.018	-21.85	No

rs653178	Blood Pressure	GBP1	guanylate binding protein 1, interferon-inducible, 67kDa	trans	0.49	0.80	12	112007756	1	0.012	-15.19	Yes
rs653178	Blood Pressure	RFX2	regulatory factor X, 2 (influences HLA class II expression)	trans	0.49	0.80	12	112007756	19	0.005	-6.24	No
rs653178	Blood Pressure	ANKRD22	ankyrin repeat domain 22	trans	0.49	0.80	12	112007756	10	0.008	-10.01	No
rs653178	Blood Pressure	SAMD9L	sterile alpha motif domain containing 9-like	trans	0.49	0.80	12	112007756	7	0.005	-6.75	No
rs653178	Blood Pressure	SRBD1	S1 RNA binding domain 1	trans	0.49	0.80	12	112007756	2	0.005	-6.39	No
rs653178	Blood Pressure	PSTPIP2	proline-serine-threonine phosphatase interacting protein 2	trans	0.49	0.80	12	112007756	18	0.009	-10.98	Yes
rs653178	Blood Pressure	ALDH2	aldehyde dehydrogenase 2 family (mitochondrial)	cis	0.49	0.80	12	112007756	12	0.009	-10.9	Yes
rs653178	Blood Pressure	TRAFD1	TRAF-type zinc finger domain containing 1	cis	0.49	0.80	12	112007756	12	0.003	-4.28	No
rs653178	Blood Pressure	PARP9	poly (ADP-ribose) polymerase family, member 9	trans	0.49	0.80	12	112007756	3	0.005	-7.03	Yes
rs653178	Blood Pressure	STAT1	signal transducer and activator of transcription 1, 91kDa	trans	0.49	0.80	12	112007756	2	0.013	-16.33	Yes
rs653178	Blood Pressure	IFIT3	interferon-induced protein with tetratricopeptide repeats 3	trans	0.49	0.80	12	112007756	10	0.005	-6.78	No
rs653178	Blood Pressure	PARP14	poly (ADP-ribose) polymerase family, member 14	trans	0.49	0.80	12	112007756	3	0.006	-7.46	No
rs653178	Blood Pressure	SERPING1	serpin peptidase inhibitor, clade G (C1 inhibitor), member 1	trans	0.49	0.80	12	112007756	11	0.006	-7.77	No

rs653178	Blood Pressure	GBP4	guanylate binding protein 4	trans	0.49	0.80	12	112007756	1	0.012	-14.92	Yes
rs653178	Blood Pressure	FCGR1A	Fc fragment of IgG, high affinity Ia, receptor (CD64)	trans	0.49	0.80	12	112007756	1	0.011	-13.23	No
rs653178	Blood Pressure	ARHGEF40	Rho guanine nucleotide exchange factor (GEF) 40	trans	0.49	0.80	12	112007756	14	0.007	-8.84	No
rs653178	Blood Pressure	TCTN1	tectonic family member 1	cis	0.49	0.80	12	112007756	12	0.004	-5.05	No
rs653178	Blood Pressure	TRIM22	tripartite motif-containing 22	trans	0.49	0.80	12	112007756	11	0.005	-7.02	No
rs653178	Blood Pressure	PSMB9	proteasome (prosome, macropain) subunit, beta type, 9 (large multifunctional peptidase 2)	trans	0.49	0.80	12	112007756	6	0.005	-6.03	Yes
rs653178	Blood Pressure	GBP7	guanylate binding protein 7	trans	0.49	0.80	12	112007756	1	0.011	-13.97	Yes
rs653178	Blood Pressure	GBP5	guanylate binding protein 5	trans	0.49	0.80	12	112007756	1	0.019	-22.98	No
rs653178	Blood Pressure	CD274	CD274 molecule	trans	0.49	0.80	12	112007756	9	0.006	-7.65	No
rs653178	Blood Pressure	MYADM	myeloid-associated differentiation marker	trans	0.49	0.80	12	112007756	19	0.006	-7.52	No
rs7129220	Blood Pressure	ADM	adrenomedullin	cis	0.12	0.99	11	10350538	11	0.003	-4.54	Yes
rs7129220	Blood Pressure	SBF2	SET binding factor 2	cis	0.12	0.99	11	10350538	11	0.005	-6.84	No
rs9815354	Blood Pressure	ULK4	unc-51-like kinase 4 (C. elegans)	cis	0.18	0.69	3	41912651	3	0.163	-205.11	No
rs1011731	Body Mass Index	C1orf9	chromosome 1 open reading frame 9	cis	0.43	1.00	1	172346548	1	0.023	-27.97	No
rs1011731	Body Mass Index	NPTX2	neuronal pentraxin II	trans	0.43	1.00	1	172346548	7	0.006	-7.23	No
rs1011731	Body Mass Index	PIGC	phosphatidylinositol glycan anchor biosynthesis, class C	cis	0.43	1.00	1	172346548	1	0.011	-14.02	No
rs10261878	Body Mass Index	CBX3	chromobox homolog 3	cis	0.07	0.97	7	25950545	7	0.005	-6.59	No

rs10484542	Body Mass Index	ZSCAN12	zinc finger and SCAN domain containing 12	cis	0.04	1.00	6	28309753	6	0.004	-5.57	No
rs10484542	Body Mass Index	TRIM27	tripartite motif-containing 27	cis	0.04	1.00	6	28309753	6	0.004	-5.12	No
rs10488659	Body Mass Index	TXNDC3	thioredoxin domain containing 3 (spermatozoa)	cis	0.04	1.00	7	37644044	7	0.006	-7.74	No
rs10499102	Body Mass Index	C6orf170	chromosome 6 open reading frame 170	cis	0.01	0.99	6	121601765	6	0.01	-12.17	No
rs10838738	Body Mass Index	PTPRJ	protein tyrosine phosphatase, receptor type, J	cis	0.35	0.99	11	47663049	11	0.011	-13.69	No
rs10838738	Body Mass Index	MYBPC3	myosin binding protein C, cardiac	cis	0.35	0.99	11	47663049	11	0.024	-28.96	No
rs10838738	Body Mass Index	MTCH2	mitochondrial carrier homolog 2 (C. elegans)	cis	0.35	0.99	11	47663049	11	0.016	-19.56	No
rs10838738	Body Mass Index	NR1H3	nuclear receptor subfamily 1, group H, member 3	cis	0.35	0.99	11	47663049	11	0.009	-11.5	No
rs11042023	Body Mass Index	STK33	serine/threonine kinase 33	cis	0.36	1.00	11	8662516	11	0.006	-7.95	No
rs12444979	Body Mass Index	RNF185	ring finger protein 185	trans	0.15	0.99	16	19933600	22	0.005	-6.1	No
rs12446554	Body Mass Index	RNF185	ring finger protein 185	trans	0.15	0.99	16	19935073	22	0.005	-6.07	No
rs12446632	Body Mass Index	RNF185	ring finger protein 185	trans	0.15	0.99	16	19935389	22	0.005	-6.06	No
rs1461361	Body Mass Index	UBE2E2	ubiquitin-conjugating enzyme E2E 2 (UBC4/5 homolog, yeast)	trans	0.02	0.97	11	26441883	3	0.005	-6.18	No
rs1516725	Body Mass Index	ETV5	ets variant 5	cis	0.15	0.98	3	185824004	3	0.011	-13.9	Yes
rs16933812	Body Mass Index	GRHPR	glyoxylate reductase/hydroxypyruvate reductase	cis	0.36	0.99	9	36969205	9	0.005	-6.62	No
rs17024258	Body Mass Index	GSTM1	glutathione S-transferase mu 1	cis	0.03	0.92	1	110147321	1	0.026	-31.19	No
rs17024258	Body Mass Index	GSTM4	glutathione S-transferase mu 4	cis	0.03	0.92	1	110147321	1	0.018	-22.25	No

rs17024258	Body Mass Index	GSTM3	glutathione S-transferase mu 3 (brain)	cis	0.03	0.92	1	110147321	1	0.009	-10.82	No
rs17024258	Body Mass Index	GSTM2	glutathione S-transferase mu 2 (muscle)	cis	0.03	0.92	1	110147321	1	0.019	-22.94	No
rs17381664	Body Mass Index	ZZZ3	zinc finger, ZZ-type containing 3	cis	0.35	0.92	1	78048331	1	0.004	-5.58	Yes
rs206936	Body Mass Index	UHRF1BP1	UHRF1 binding protein 1	cis	0.21	0.98	6	34302869	6	0.007	-9.24	No
rs2112347	Body Mass Index	POC5	POC5 centriolar protein homolog (Chlamydomonas)	cis	0.37	0.96	5	75015242	5	0.004	-5.72	Yes
rs2241423	Body Mass Index	AAGAB	alpha- and gamma-adaptin binding protein	cis	0.22	1.00	15	68086838	15	0.003	-4.32	No
rs2241423	Body Mass Index	MAP2K5	mitogen-activated protein kinase kinase 5	cis	0.22	1.00	15	68086838	15	0.074	-88.64	Yes
rs2307111	Body Mass Index	POC5	POC5 centriolar protein homolog (Chlamydomonas)	cis	0.41	0.98	5	75003678	5	0.004	-5.23	Yes
rs2531995	Body Mass Index	ADCY9	adenylate cyclase 9	cis	0.47	0.53	16	4013467	16	0.003	-4.69	Yes
rs2568958	Body Mass Index	NEGR1	neuronal growth regulator 1	cis	0.37	0.81	1	72765116	1	0.054	-64.34	No
rs2815752	Body Mass Index	NEGR1	neuronal growth regulator 1	cis	0.38	0.65	1	72812440	1	0.045	-53.84	No
rs3101336	Body Mass Index	NEGR1	neuronal growth regulator 1	cis	0.37	0.91	1	72751185	1	0.054	-64.49	No
rs3817334	Body Mass Index	NR1H3	nuclear receptor subfamily 1, group H, member 3	cis	0.41	1.00	11	47650993	11	0.008	-10.06	No
rs3817334	Body Mass Index	NUP160	nucleoporin 160kDa	cis	0.41	1.00	11	47650993	11	0.004	-5.1	Yes
rs3817334	Body Mass Index	SLC39A13	solute carrier family 39 (zinc transporter), member 13	cis	0.41	1.00	11	47650993	11	0.003	-4.19	No
rs3817334	Body Mass Index	MYBPC3	myosin binding protein C, cardiac	cis	0.41	1.00	11	47650993	11	0.021	-25.54	No
rs3817334	Body Mass Index	PTPRJ	protein tyrosine phosphatase, receptor type, J	cis	0.41	1.00	11	47650993	11	0.004	-5.83	No

rs3817334	Body Mass Index	MTCH2	mitochondrial carrier homolog 2 (C. elegans)	cis	0.41	1.00	11	47650993	11	0.017	-20.94	Yes
rs4776970	Body Mass Index	MAP2K5	mitogen-activated protein kinase kinase 5	cis	0.35	1.00	15	68080886	15	0.027	-31.93	Yes
rs4776970	Body Mass Index	CLN6	ceroid-lipofuscinosis, neuronal 6, late infantile, variant	cis	0.35	1.00	15	68080886	15	0.003	-4.5	No
rs4776970	Body Mass Index	AAGAB	alpha- and gamma-adaptin binding protein	cis	0.35	1.00	15	68080886	15	0.004	-5.49	No
rs4896783	Body Mass Index	HDDC2	HD domain containing 2	cis	0.03	1.00	6	125497748	6	0.007	-9.26	No
rs4929949	Body Mass Index	STK33	serine/threonine kinase 33	cis	0.49	1.00	11	8604593	11	0.018	-22.08	No
rs6784615	Body Mass Index	ITIH4	inter-alpha (globulin) inhibitor H4 (plasma Kallikrein-sensitive glycoprotein)	cis	0.06	1.00	3	52506426	3	0.003	-4.39	No
rs6784615	Body Mass Index	SFMBT1	Scm-like with four mbt domains 1	cis	0.06	1.00	3	52506426	3	0.003	-4.37	No
rs6784615	Body Mass Index	STAB1	stabilin 1	cis	0.06	1.00	3	52506426	3	0.036	-42.65	Yes
rs6861681	Body Mass Index	CPEB4	cytoplasmic polyadenylation element binding protein 4	cis	0.28	1.00	5	173362458	5	0.025	-29.85	Yes
rs7503807	Body Mass Index	RPTOR	regulatory associated protein of MTOR, complex 1	cis	0.44	1.00	17	78591111	17	0.009	-11.22	No
rs7531118	Body Mass Index	NEGR1	neuronal growth regulator 1	cis	0.43	0.43	1	72837239	1	0.039	-46.28	No
rs7647305	Body Mass Index	ETV5	ets variant 5	cis	0.22	0.97	3	185834290	3	0.009	-11.15	No
rs764984	Body Mass Index	ZNF286A	zinc finger protein 286A	cis	0.03	0.38	17	16216988	17	0.004	-4.9	No
rs7989336	Body Mass Index	UGGT2	UDP-glucose glycoprotein glucosyltransferase 2	cis	0.49	0.99	13	97017548	13	0.016	-19.13	No

rs8028313	Body Mass Index	AAGAB	alpha- and gamma-adaptin binding protein	cis	0.22	1.00	15	68043057	15	0.003	-4.04	No
rs8028313	Body Mass Index	MAP2K5	mitogen-activated protein kinase kinase 5	cis	0.22	1.00	15	68043057	15	0.075	-90.66	Yes
rs8028313	Body Mass Index	CLN6	ceroid-lipofuscinosis, neuronal 6, late infantile, variant	cis	0.22	1.00	15	68043057	15	0.003	-4.18	No
rs925946	Body Mass Index	LIN7C	lin-7 homolog C (C. elegans)	cis	0.29	0.99	11	27667202	11	0.007	-8.35	No
rs9295768	Body Mass Index	ZKSCAN3	zinc finger with KRAB and SCAN domains 3	cis	0.16	0.99	6	28209102	6	0.007	-8.73	No
rs9295768	Body Mass Index	ZNF192	zinc finger protein 192	cis	0.16	0.99	6	28209102	6	0.01	-12.77	No
rs9295768	Body Mass Index	HIST1H3I	histone cluster 1, H3i	cis	0.16	0.99	6	28209102	6	0.015	-17.81	No
rs9295768	Body Mass Index	HIST1H4L	histone cluster 1, H4l	cis	0.16	0.99	6	28209102	6	0.025	-29.72	No
rs9299	Body Mass Index	COPZ2	coatamer protein complex, subunit zeta 2	cis	0.35	0.94	17	46669430	17	0.005	-7.13	No
rs9299	Body Mass Index	HOXB3	homeobox B3	cis	0.35	0.94	17	46669430	17	0.014	-17.25	Yes
rs9299	Body Mass Index	HOXB2	homeobox B2	cis	0.35	0.94	17	46669430	17	0.039	-46.74	No
rs9816226	Body Mass Index	ETV5	ets variant 5	cis	0.19	0.98	3	185834499	3	0.011	-13.28	Yes
rs2234962	Cardiomegaly	BAG3	BCL2-associated athanogene 3	cis	0.20	0.94	10	121429633	10	0.003	-4.39	Yes
rs946907	Carotid Artery Diseases	ACP6	acid phosphatase 6, lysophosphatidic	cis	0.01	0.74	1	147136772	1	0.005	-6.86	No
rs10274748	Cholesterol- HDL	EXOC4	exocyst complex component 4	cis	0.02	0.79	7	132786293	7	0.003	-4.23	No
rs10495381	Cholesterol- HDL	LGALS8	lectin, galactoside-binding, soluble, 8	cis	0.02	1.00	1	236768945	1	0.004	-4.96	No
rs10503669	Cholesterol- HDL	LPL	lipoprotein lipase	cis	0.09	1.00	8	19847690	8	0.054	-64.16	Yes
rs10511815	Cholesterol- HDL	IFNK	interferon, kappa	cis	0.03	0.99	9	27518821	9	0.005	-6.7	No
rs10512017	Cholesterol- HDL	ANXA1	annexin A1	cis	0.01	0.89	9	75884239	9	0.003	-4.37	No
rs10512018	Cholesterol- HDL	ANXA1	annexin A1	cis	0.01	0.87	9	75894810	9	0.003	-4.4	No
rs10517483	Cholesterol- HDL	FLJ13197	hypothetical FLJ13197	cis	0.02	0.82	4	38456373	4	0.005	-6.55	No

rs1077835	Cholesterol- HDL	ADAM10	ADAM metalloproteinase domain 10	cis	0.22	0.98	15	58723426	15	0.003	-4.74	No
rs11216126	Cholesterol- HDL	SIDT2	SID1 transmembrane family, member 2	cis	0.13	1.00	11	116617240	11	0.007	-8.56	No
rs11869286	Cholesterol- HDL	PGAP3	post-GPI attachment to proteins 3	cis	0.33	0.99	17	37813856	17	0.007	-8.97	No
rs11869286	Cholesterol- HDL	ERBB2	v-erb-b2 erythroblastic leukemia viral oncogene homolog 2, neuro/glioblastoma derived oncogene homolog (avian)	cis	0.33	0.99	17	37813856	17	0.003	-4.27	No
rs11869286	Cholesterol- HDL	STARD3	StAR-related lipid transfer (START) domain containing 3	cis	0.33	0.99	17	37813856	17	0.004	-4.95	No
rs11869286	Cholesterol- HDL	ORMDL3	ORM1-like 3 (S. cerevisiae)	cis	0.33	0.99	17	37813856	17	0.015	-17.95	No
rs11869286	Cholesterol- HDL	GSDMB	gasdermin B	cis	0.33	0.99	17	37813856	17	0.052	-61.68	No
rs11869286	Cholesterol- HDL	C17orf37	chromosome 17 open reading frame 37	cis	0.33	0.99	17	37813856	17	0.003	-4.24	No
rs12678919	Cholesterol- HDL	LPL	lipoprotein lipase	cis	0.09	0.99	8	19844222	8	0.054	-65	Yes
rs1461729	Cholesterol- HDL	ERI1	exoribonuclease 1	cis	0.08	1.00	8	9187242	8	0.003	-4.35	No
rs16942887	Cholesterol- HDL	DPEP2	dipeptidase 2	cis	0.11	0.96	16	67928042	16	0.006	-7.92	Yes
rs16942887	Cholesterol- HDL	LCAT	lecithin-cholesterol acyltransferase	cis	0.11	0.96	16	67928042	16	0.005	-6.31	No
rs16942887	Cholesterol- HDL	DPEP3	dipeptidase 3	cis	0.11	0.96	16	67928042	16	0.008	-9.94	Yes
rs16942887	Cholesterol- HDL	SLC12A4	solute carrier family 12 (potassium/chloride transporters), member 4	cis	0.11	0.96	16	67928042	16	0.005	-7.04	No
rs17091905	Cholesterol- HDL	LPL	lipoprotein lipase	cis	0.12	1.00	8	19849757	8	0.047	-56.07	Yes
rs174546	Cholesterol- HDL	SREBF2	sterol regulatory element binding transcription factor 2	trans	0.33	1.00	11	61569830	22	0.005	-7.03	No

rs174546	Cholesterol- HDL	FADS1	fatty acid desaturase 1	cis	0.33	1.00	11	61569830	11	0.046	-55.07	No
rs174546	Cholesterol- HDL	LDLR	low density lipoprotein receptor	trans	0.33	1.00	11	61569830	19	0.005	-6.53	Yes
rs174546	Cholesterol- HDL	FADS2	fatty acid desaturase 2	cis	0.33	1.00	11	61569830	11	0.208	-267.94	Yes
rs174546	Cholesterol- HDL	C11orf10	chromosome 11 open reading frame 10	cis	0.33	1.00	11	61569830	11	0.09	-109.23	Yes
rs174547	Cholesterol- HDL	FADS2	fatty acid desaturase 2	cis	0.33	1.00	11	61570783	11	0.208	-267.85	Yes
rs174547	Cholesterol- HDL	C11orf10	chromosome 11 open reading frame 10	cis	0.33	1.00	11	61570783	11	0.09	-109.11	Yes
rs174547	Cholesterol- HDL	SREBF2	sterol regulatory element binding transcription factor 2	trans	0.33	1.00	11	61570783	22	0.005	-7.05	No
rs174547	Cholesterol- HDL	FADS1	fatty acid desaturase 1	cis	0.33	1.00	11	61570783	11	0.046	-55.03	No
rs174547	Cholesterol- HDL	LDLR	low density lipoprotein receptor	trans	0.33	1.00	11	61570783	19	0.005	-6.53	Yes
rs174548	Cholesterol- HDL	C11orf10	chromosome 11 open reading frame 10	cis	0.30	1.00	11	61571348	11	0.075	-89.92	Yes
rs174548	Cholesterol- HDL	LDLR	low density lipoprotein receptor	trans	0.30	1.00	11	61571348	19	0.005	-6.35	Yes
rs174548	Cholesterol- HDL	FADS2	fatty acid desaturase 2	cis	0.30	1.00	11	61571348	11	0.239	-313.75	Yes
rs174548	Cholesterol- HDL	FADS1	fatty acid desaturase 1	cis	0.30	1.00	11	61571348	11	0.053	-63.51	No
rs174548	Cholesterol- HDL	SREBF2	sterol regulatory element binding transcription factor 2	trans	0.30	1.00	11	61571348	22	0.005	-6.69	No
rs174548	Cholesterol- HDL	FEN1	flap structure-specific endonuclease 1	cis	0.30	1.00	11	61571348	11	0.003	-4.03	Yes
rs17482753	Cholesterol- HDL	LPL	lipoprotein lipase	cis	0.10	1.00	8	19832646	8	0.058	-69.64	Yes
rs1800588	Cholesterol- HDL	ADAM10	ADAM metallopeptidase domain 10	cis	0.22	1.00	15	58723675	15	0.003	-4.62	No

rs181362	Cholesterol- HDL	UBE2L3	ubiquitin-conjugating enzyme E2L 3	cis	0.25	0.70	22	21932068	22	0.013	-16.2	Yes
rs2065306	Cholesterol- HDL	KCNJ15	potassium inwardly-rectifying channel, subfamily J, member 15	cis	0.01	0.48	21	39679445	21	0.005	-6.88	No
rs2083637	Cholesterol- HDL	ATP6V1B2	ATPase, H+ transporting, lysosomal 56/58kDa, V1 subunit B2	cis	0.27	1.00	8	19865175	8	0.003	-4.34	No
rs2083637	Cholesterol- HDL	LPL	lipoprotein lipase	cis	0.27	1.00	8	19865175	8	0.014	-17.49	Yes
rs2271293	Cholesterol- HDL	DPEP2	dipeptidase 2	cis	0.11	1.00	16	67902070	16	0.006	-7.81	Yes
rs2271293	Cholesterol- HDL	SLC12A4	solute carrier family 12 (potassium/chloride transporters), member 4	cis	0.11	1.00	16	67902070	16	0.005	-6.71	No
rs2271293	Cholesterol- HDL	LCAT	lecithin-cholesterol acyltransferase	cis	0.11	1.00	16	67902070	16	0.005	-6.05	No
rs2271293	Cholesterol- HDL	DPEP3	dipeptidase 3	cis	0.11	1.00	16	67902070	16	0.008	-9.89	Yes
rs2278426	Cholesterol- HDL	TSPAN16	tetraspanin 16	cis	0.07	0.61	19	11350488	19	0.003	-4.14	No
rs2293889	Cholesterol- HDL	TRPS1	trichorhinophalangeal syndrome I	cis	0.42	0.99	8	116599199	8	0.003	-4.62	No
rs2293889	Cholesterol- HDL	PLA2G7	phospholipase A2, group VII (platelet-activating factor acetylhydrolase, plasma)	trans	0.42	0.99	8	116599199	6	0.005	-7.1	No
rs2338104	Cholesterol- HDL	MMAB	methylmalonic aciduria (cobalamin deficiency) cblB type	cis	0.45	1.00	12	109895168	12	0.009	-10.73	Yes
rs255049	Cholesterol- HDL	SLC7A6	solute carrier family 7 (cationic amino acid transporter, y+ system), member 6	cis	0.20	0.93	16	68013471	16	0.004	-5.73	No
rs255049	Cholesterol- HDL	LCAT	lecithin-cholesterol acyltransferase	cis	0.20	0.93	16	68013471	16	0.003	-4.43	No

rs255049	Cholesterol- HDL	DUS2L	dihydrouridine synthase 2-like, SMM1 homolog (S. cerevisiae)	cis	0.20	0.93	16	68013471	16	0.032	-38.61	Yes
rs255049	Cholesterol- HDL	SLC12A4	solute carrier family 12 (potassium/chloride transporters), member 4	cis	0.20	0.93	16	68013471	16	0.004	-5.92	No
rs255049	Cholesterol- HDL	DPEP2	dipeptidase 2	cis	0.20	0.93	16	68013471	16	0.008	-10.59	Yes
rs255049	Cholesterol- HDL	DPEP3	dipeptidase 3	cis	0.20	0.93	16	68013471	16	0.004	-5.67	Yes
rs255049	Cholesterol- HDL	ATP6V0D1	ATPase, H+ transporting, lysosomal 38kDa, V0 subunit d1	cis	0.20	0.93	16	68013471	16	0.005	-6.32	No
rs261334	Cholesterol- HDL	ADAM10	ADAM metallopeptidase domain 10	cis	0.21	0.98	15	58726744	15	0.004	-5.83	No
rs2652834	Cholesterol- HDL	LACTB	lactamase, beta	cis	0.22	0.94	15	63396867	15	0.035	-42.39	Yes
rs2814944	Cholesterol- HDL	C6orf106	chromosome 6 open reading frame 106	cis	0.15	1.00	6	34552797	6	0.009	-11.27	Yes
rs2814944	Cholesterol- HDL	UHRF1BP1	UHRF1 binding protein 1	cis	0.15	1.00	6	34552797	6	0.045	-53.59	No
rs2925979	Cholesterol- HDL	GAFA2	FGF-2 activity-associated protein 2	cis	0.30	0.84	16	81534790	16	0.004	-5.5	No
rs2967605	Cholesterol- HDL	PRAM1	PML-RARA regulated adaptor molecule 1	cis	0.24	0.58	19	8469738	19	0.007	-8.88	No
rs3136441	Cholesterol- HDL	ACP2	acid phosphatase 2, lysosomal	cis	0.12	0.89	11	46743247	11	0.013	-16.23	No
rs3136441	Cholesterol- HDL	NR1H3	nuclear receptor subfamily 1, group H, member 3	cis	0.12	0.89	11	46743247	11	0.004	-5.85	No
rs3136441	Cholesterol- HDL	DDB2	damage-specific DNA binding protein 2, 48kDa	cis	0.12	0.89	11	46743247	11	0.012	-14.97	No
rs325	Cholesterol- HDL	LPL	lipoprotein lipase	cis	0.10	1.00	8	19819328	8	0.058	-69.58	Yes
rs326	Cholesterol- HDL	LPL	lipoprotein lipase	cis	0.31	0.95	8	19819439	8	0.018	-22.33	No
rs328	Cholesterol- HDL	LPL	lipoprotein lipase	cis	0.10	1.00	8	19819724	8	0.058	-69.58	Yes

rs386000	Cholesterol- HDL	LILRB3	leukocyte immunoglobulin-like receptor, subfamily B (with TM and ITIM domains), member 3	cis	0.27	0.50	19	54792761	19	0.108	-131.63	Yes
rs386000	Cholesterol- HDL	LILRB2	leukocyte immunoglobulin-like receptor, subfamily B (with TM and ITIM domains), member 2	cis	0.27	0.50	19	54792761	19	0.075	-90.65	Yes
rs4129767	Cholesterol- HDL	PGS1	phosphatidylglycerophosphate synthase 1	cis	0.48	0.92	17	76403984	17	0.008	-9.88	Yes
rs4660293	Cholesterol- HDL	MACF1	microtubule-actin crosslinking factor 1	cis	0.22	1.00	1	40028180	1	0.009	-11.49	Yes
rs4660293	Cholesterol- HDL	PABPC4	poly(A) binding protein, cytoplasmic 4 (inducible form)	cis	0.22	1.00	1	40028180	1	0.006	-8.28	No
rs471364	Cholesterol- HDL	TTC39B	tetratricopeptide repeat domain 39B	cis	0.12	1.00	9	15289578	9	0.012	-15.25	No
rs4759375	Cholesterol- HDL	SBNO1	strawberry notch homolog 1 (Drosophila)	cis	0.10	0.87	12	123796238	12	0.003	-4.53	No
rs4759375	Cholesterol- HDL	CDK2AP1	cyclin-dependent kinase 2 associated protein 1	cis	0.10	0.87	12	123796238	12	0.005	-6.22	No
rs4765127	Cholesterol- HDL	SNRNP35	small nuclear ribonucleoprotein 35kDa (U11/U12)	cis	0.35	1.00	12	124460167	12	0.003	-4.11	No
rs4765127	Cholesterol- HDL	ZNF664	zinc finger protein 664	cis	0.35	1.00	12	124460167	12	0.01	-12.72	No
rs4765127	Cholesterol- HDL	CCDC92	coiled-coil domain containing 92	cis	0.35	1.00	12	124460167	12	0.01	-12.6	No
rs505717	Cholesterol- HDL	ZNF566	zinc finger protein 566	cis	0.37	1.00	19	37430316	19	0.004	-5.41	No
rs505717	Cholesterol- HDL	ZNF781	zinc finger protein 781	cis	0.37	1.00	19	37430316	19	0.004	-4.8	No
rs505717	Cholesterol- HDL	ZNF260	zinc finger protein 260	cis	0.37	1.00	19	37430316	19	0.009	-11.09	No

rs505717	Cholesterol- HDL	ZFP30	zinc finger protein 30 homolog (mouse)	cis	0.37	1.00	19	37430316	19	0.009	-11.78	No
rs505717	Cholesterol- HDL	SND1	staphylococcal nuclease and tudor domain containing 1	trans	0.37	1.00	19	37430316	7	0.006	-7.29	No
rs505717	Cholesterol- HDL	ZNF607	zinc finger protein 607	cis	0.37	1.00	19	37430316	19	0.004	-5.74	No
rs505717	Cholesterol- HDL	HKR1	HKR1, GLI-Kruppel zinc finger family member	cis	0.37	1.00	19	37430316	19	0.013	-15.69	No
rs519113	Cholesterol- HDL	PVRL2	poliovirus receptor-related 2 (herpesvirus entry mediator B)	cis	0.23	1.00	19	45376284	19	0.044	-52.45	No
rs524802	Cholesterol- HDL	ZNF260	zinc finger protein 260	cis	0.37	0.99	19	37446947	19	0.009	-10.77	No
rs524802	Cholesterol- HDL	ZNF781	zinc finger protein 781	cis	0.37	0.99	19	37446947	19	0.003	-4.48	No
rs524802	Cholesterol- HDL	ZNF607	zinc finger protein 607	cis	0.37	0.99	19	37446947	19	0.005	-6.34	No
rs524802	Cholesterol- HDL	ZFP30	zinc finger protein 30 homolog (mouse)	cis	0.37	0.99	19	37446947	19	0.009	-10.71	No
rs524802	Cholesterol- HDL	HKR1	HKR1, GLI-Kruppel zinc finger family member	cis	0.37	0.99	19	37446947	19	0.012	-14.88	No
rs524802	Cholesterol- HDL	SND1	staphylococcal nuclease and tudor domain containing 1	trans	0.37	0.99	19	37446947	7	0.005	-6.55	No
rs524802	Cholesterol- HDL	ZNF566	zinc finger protein 566	cis	0.37	0.99	19	37446947	19	0.004	-5.55	No
rs544543	Cholesterol- HDL	ZNF781	zinc finger protein 781	cis	0.37	1.00	19	37430823	19	0.004	-4.81	No
rs544543	Cholesterol- HDL	ZNF607	zinc finger protein 607	cis	0.37	1.00	19	37430823	19	0.004	-5.73	No
rs544543	Cholesterol- HDL	ZNF260	zinc finger protein 260	cis	0.37	1.00	19	37430823	19	0.009	-11.09	No
rs544543	Cholesterol- HDL	HKR1	HKR1, GLI-Kruppel zinc finger family member	cis	0.37	1.00	19	37430823	19	0.013	-15.69	No

rs544543	Cholesterol- HDL	SND1	staphylococcal nuclease and tudor domain containing 1	trans	0.37	1.00	19	37430823	7	0.006	-7.29	No
rs544543	Cholesterol- HDL	ZNF566	zinc finger protein 566	cis	0.37	1.00	19	37430823	19	0.004	-5.42	No
rs544543	Cholesterol- HDL	ZFP30	zinc finger protein 30 homolog (mouse)	cis	0.37	1.00	19	37430823	19	0.009	-11.77	No
rs581080	Cholesterol- HDL	TTC39B	tetratricopeptide repeat domain 39B	cis	0.19	0.93	9	15305378	9	0.018	-22.01	No
rs605066	Cholesterol- HDL	ODC1	ornithine decarboxylase 1	trans	0.40	1.00	6	139829666	2	0.005	-7.12	No
rs605066	Cholesterol- HDL	ESPN	espin	trans	0.40	1.00	6	139829666	1	0.006	-8.09	No
rs605066	Cholesterol- HDL	AHSP	alpha hemoglobin stabilizing protein	trans	0.40	1.00	6	139829666	16	0.005	-6.11	No
rs605066	Cholesterol- HDL	IGF2BP2	insulin-like growth factor 2 mRNA binding protein 2	trans	0.40	1.00	6	139829666	3	0.007	-9.42	No
rs605066	Cholesterol- HDL	PLEK2	pleckstrin 2	trans	0.40	1.00	6	139829666	14	0.008	-9.95	No
rs605066	Cholesterol- HDL	KRT1	keratin 1	trans	0.40	1.00	6	139829666	12	0.006	-8.02	No
rs605066	Cholesterol- HDL	GNA12	guanine nucleotide binding protein (G protein) alpha 12	trans	0.40	1.00	6	139829666	7	0.005	-6.09	No
rs605066	Cholesterol- HDL	PLCL2	phospholipase C-like 2	trans	0.40	1.00	6	139829666	3	0.006	-7.3	No
rs6065906	Cholesterol- HDL	PLTP	phospholipid transfer protein	cis	0.19	0.94	20	44554015	20	0.004	-5.06	No
rs643531	Cholesterol- HDL	TTC39B	tetratricopeptide repeat domain 39B	cis	0.14	1.00	9	15296034	9	0.016	-19.52	No
rs6450176	Cholesterol- HDL	ARL15	ADP-ribosylation factor-like 15	cis	0.26	0.96	5	53298025	5	0.003	-4.39	No
rs7120118	Cholesterol- HDL	ACP2	acid phosphatase 2, lysosomal	cis	0.27	0.99	11	47286290	11	0.013	-16.45	Yes
rs7120118	Cholesterol- HDL	MADD	MAP-kinase activating death domain	cis	0.27	0.99	11	47286290	11	0.015	-18.59	No
rs7120118	Cholesterol- HDL	MYBPC3	myosin binding protein C, cardiac	cis	0.27	0.99	11	47286290	11	0.007	-9.13	Yes
rs7120118	Cholesterol- HDL	NR1H3	nuclear receptor subfamily 1, group H, member 3	cis	0.27	0.99	11	47286290	11	0.012	-15.11	Yes

rs7120118	Cholesterol- HDL	DDB2	damage-specific DNA binding protein 2, 48kDa	cis	0.27	0.99	11	47286290	11	0.007	-8.78	Yes
rs7120118	Cholesterol- HDL	ARFGAP2	ADP-ribosylation factor GTPase activating protein 2	cis	0.27	0.99	11	47286290	11	0.006	-7.29	No
rs7120118	Cholesterol- HDL	PTPRJ	protein tyrosine phosphatase, receptor type, J	cis	0.27	0.99	11	47286290	11	0.006	-7.2	No
rs7134594	Cholesterol- HDL	MMAB	methylmalonic aciduria (cobalamin deficiency) cblB type	cis	0.45	1.00	12	110000193	12	0.009	-10.86	Yes
rs7395662	Cholesterol- HDL	PTPRJ	protein tyrosine phosphatase, receptor type, J	cis	0.37	1.00	11	48518893	11	0.016	-19.89	No
rs744479	Cholesterol- HDL	ITPK1	inositol 1,3,4-triphosphate 5/6 kinase	cis	0.01	0.98	14	93561601	14	0.004	-5.89	No
rs7679	Cholesterol- HDL	PLTP	phospholipid transfer protein	cis	0.19	1.00	20	44576502	20	0.003	-4.63	No
rs7941030	Cholesterol- HDL	UBASH3B	ubiquitin associated and SH3 domain containing B	cis	0.38	0.95	11	122522375	11	0.004	-5.03	Yes
rs9287439	Cholesterol- HDL	DARS	aspartyl-tRNA synthetase	cis	0.02	0.96	2	135869761	2	0.003	-4.25	No
rs9287439	Cholesterol- HDL	MCM6	minichromosome maintenance complex component 6	cis	0.02	0.96	2	135869761	2	0.004	-5.26	No
rs964184	Cholesterol- HDL	BUD13	BUD13 homolog (<i>S. cerevisiae</i>)	cis	0.14	0.99	11	116648917	11	0.004	-5.2	No
rs964184	Cholesterol- HDL	YPEL5	yippee-like 5 (<i>Drosophila</i>)	trans	0.14	0.99	11	116648917	2	0.006	-7.21	No
rs964184	Cholesterol- HDL	TAGLN	transgelin	cis	0.14	0.99	11	116648917	11	0.004	-5.3	No
rs964184	Cholesterol- HDL	TMEM165	transmembrane protein 165	trans	0.14	0.99	11	116648917	4	0.005	-6.11	No
rs964184	Cholesterol- HDL	PCSK7	proprotein convertase subtilisin/kexin type 7	cis	0.14	0.99	11	116648917	11	0.004	-5.15	No

rs964184	Cholesterol- HDL	SIDT2	SID1 transmembrane family, member 2	cis	0.14	0.99	11	116648917	11	0.008	-10.27	No
rs964184	Cholesterol- HDL	OBFC2A	oligonucleotide/oligosaccharide-binding fold containing 2A	trans	0.14	0.99	11	116648917	2	0.005	-6.61	No
rs964184	Cholesterol- HDL	PPM1B	protein phosphatase, Mg2+/Mn2+ dependent, 1B	trans	0.14	0.99	11	116648917	2	0.005	-6.65	No
rs9987289	Cholesterol- HDL	ERI1	exoribonuclease 1	cis	0.08	1.00	8	9183358	8	0.003	-4.07	No
rs10128711	Cholesterol- LDL	UEVLD	UEV and lactate/malate dehydrogenase domains	cis	0.25	1.00	11	18632984	11	0.008	-10.63	No
rs10401969	Cholesterol- LDL	GATAD2A	GATA zinc finger domain containing 2A	cis	0.07	0.71	19	19407718	19	0.006	-8.29	Yes
rs10484890	Cholesterol- LDL	SYCP2L	synaptonemal complex protein 2-like	cis	0.14	0.87	6	10906046	6	0.01	-12.08	No
rs10484890	Cholesterol- LDL	MAK	male germ cell-associated kinase	cis	0.14	0.87	6	10906046	6	0.008	-10.58	Yes
rs10485086	Cholesterol- LDL	LY86	lymphocyte antigen 86	cis	0.02	0.84	6	6554921	6	0.004	-5.42	No
rs10485511	Cholesterol- LDL	RBM39	RNA binding motif protein 39	cis	0.03	1.00	20	34447442	20	0.007	-9.09	No
rs10512807	Cholesterol- LDL	NUDT16P1	nudix (nucleoside diphosphate linked moiety X)-type motif 16 pseudogene 1	cis	0.02	0.88	3	131212414	3	0.005	-6.36	No
rs10520011	Cholesterol- LDL	ZNF225	zinc finger protein 225	trans	0.01	0.74	4	150171251	19	0.005	-6.14	No
rs10889353	Cholesterol- LDL	USP1	ubiquitin specific peptidase 1	cis	0.33	1.00	1	63118196	1	0.004	-5.12	Yes
rs10889353	Cholesterol- LDL	ANGPTL3	angiotensin-like 3	cis	0.33	1.00	1	63118196	1	0.006	-7.86	No
rs10889353	Cholesterol- LDL	DOCK7	dedicator of cytokinesis 7	cis	0.33	1.00	1	63118196	1	0.103	-125.58	No
rs10903129	Cholesterol- LDL	RHD	Rh blood group, D antigen	cis	0.48	1.00	1	25768937	1	0.132	-163.33	Yes

rs11065987	Cholesterol- LDL	GBP4	guanylate binding protein 4	trans	0.45	0.71	12	112072424	1	0.01	-12.1	Yes
rs11065987	Cholesterol- LDL	PARP14	poly (ADP-ribose) polymerase family, member 14	trans	0.45	0.71	12	112072424	3	0.005	-6.17	No
rs11065987	Cholesterol- LDL	GBP1	guanylate binding protein 1, interferon-inducible, 67kDa	trans	0.45	0.71	12	112072424	1	0.009	-11.74	No
rs11065987	Cholesterol- LDL	ARHGEF40	Rho guanine nucleotide exchange factor (GEF) 40	trans	0.45	0.71	12	112072424	14	0.008	-9.5	No
rs11065987	Cholesterol- LDL	SERPING1	serpin peptidase inhibitor, clade G (C1 inhibitor), member 1	trans	0.45	0.71	12	112072424	11	0.005	-6.05	No
rs11065987	Cholesterol- LDL	GBP5	guanylate binding protein 5	trans	0.45	0.71	12	112072424	1	0.015	-18.14	No
rs11065987	Cholesterol- LDL	TAGAP	T-cell activation RhoGTPase activating protein	trans	0.45	0.71	12	112072424	6	0.005	-6.6	Yes
rs11065987	Cholesterol- LDL	ANKRD22	ankyrin repeat domain 22	trans	0.45	0.71	12	112072424	10	0.006	-7.61	No
rs11065987	Cholesterol- LDL	MYADM	myeloid-associated differentiation marker	trans	0.45	0.71	12	112072424	19	0.006	-8.1	No
rs11065987	Cholesterol- LDL	PSTPIP2	proline-serine-threonine phosphatase interacting protein 2	trans	0.45	0.71	12	112072424	18	0.006	-7.66	Yes
rs11065987	Cholesterol- LDL	GBP7	guanylate binding protein 7	trans	0.45	0.71	12	112072424	1	0.008	-10.54	Yes
rs11065987	Cholesterol- LDL	RFX2	regulatory factor X, 2 (influences HLA class II expression)	trans	0.45	0.71	12	112072424	19	0.005	-6.5	No
rs11065987	Cholesterol- LDL	STAT1	signal transducer and activator of transcription 1, 91kDa	trans	0.45	0.71	12	112072424	2	0.01	-12.75	Yes
rs11065987	Cholesterol- LDL	FCGR1A	Fc fragment of IgG, high affinity Ia, receptor (CD64)	trans	0.45	0.71	12	112072424	1	0.008	-10.1	No

rs11065987	Cholesterol- LDL	IDS	iduronate 2-sulfatase	trans	0.45	0.71	12	112072424	23	0.005	-6.56	Yes
rs11065987	Cholesterol- LDL	ALDH2	aldehyde dehydrogenase 2 family (mitochondrial)	cis	0.45	0.71	12	112072424	12	0.018	-21.65	Yes
rs11136341	Cholesterol- LDL	GRINA	glutamate receptor, ionotropic, N-methyl D-aspartate- associated protein 1 (glutamate binding)	cis	0.39	0.85	8	145043543	8	0.054	-64.86	No
rs11136341	Cholesterol- LDL	MAF1	MAF1 homolog (S. cerevisiae)	cis	0.39	0.85	8	145043543	8	0.003	-4.08	No
rs11136341	Cholesterol- LDL	NRBP2	nuclear receptor binding protein 2	cis	0.39	0.85	8	145043543	8	0.006	-7.92	Yes
rs11136341	Cholesterol- LDL	PLEC	plectin	cis	0.39	0.85	8	145043543	8	0.038	-45.06	Yes
rs11220462	Cholesterol- LDL	DCPS	decapping enzyme, scavenger	cis	0.14	1.00	11	126243952	11	0.005	-6.48	Yes
rs1169288	Cholesterol- LDL	SRSF9	serine/arginine-rich splicing factor 9	cis	0.34	0.92	12	121416650	12	0.003	-4.12	No
rs1169288	Cholesterol- LDL	P2RX4	purinergic receptor P2X, ligand-gated ion channel, 4	cis	0.34	0.92	12	121416650	12	0.003	-4.33	No
rs12027135	Cholesterol- LDL	RHD	Rh blood group, D antigen	cis	0.46	0.71	1	25775733	1	0.119	-146.48	Yes
rs12272004	Cholesterol- LDL	BUD13	BUD13 homolog (S. cerevisiae)	cis	0.07	0.97	11	116603724	11	0.006	-7.18	No
rs1260326	Cholesterol- LDL	NRBP1	nuclear receptor binding protein 1	cis	0.45	0.95	2	27730940	2	0.005	-6.05	Yes
rs12654264	Cholesterol- LDL	COL4A3BP	collagen, type IV, alpha 3 (Goodpasture antigen) binding protein	cis	0.38	1.00	5	74648603	5	0.003	-4.1	No
rs12654264	Cholesterol- LDL	HMGCR	3-hydroxy-3- methylglutaryl-CoA reductase	cis	0.38	1.00	5	74648603	5	0.003	-4.09	No
rs12740374	Cholesterol- LDL	GSTM4	glutathione S- transferase mu 4	cis	0.21	0.92	1	109817590	1	0.007	-8.35	No

rs12740374	Cholesterol- LDL	GSTM3	glutathione S-transferase mu 3 (brain)	cis	0.21	0.92	1	109817590	1	0.005	-6.16	No
rs12740374	Cholesterol- LDL	PSRC1	proline/serine-rich coiled-coil 1	cis	0.21	0.92	1	109817590	1	0.007	-8.46	No
rs12916	Cholesterol- LDL	HMGCR	3-hydroxy-3-methylglutaryl-CoA reductase	cis	0.40	0.91	5	74656539	5	0.003	-4.68	No
rs1501908	Cholesterol- LDL	HAVCR1	hepatitis A virus cellular receptor 1	cis	0.37	1.00	5	156398169	5	0.006	-7.43	No
rs1564348	Cholesterol- LDL	MRPL18	mitochondrial ribosomal protein L18	cis	0.16	1.00	6	160578860	6	0.004	-4.94	No
rs16996148	Cholesterol- LDL	GATAD2A	GATA zinc finger domain containing 2A	cis	0.07	1.00	19	19658472	19	0.01	-12.43	Yes
rs174546	Cholesterol- LDL	C11orf10	chromosome 11 open reading frame 10	cis	0.33	1.00	11	61569830	11	0.09	-109.23	Yes
rs174546	Cholesterol- LDL	FADS1	fatty acid desaturase 1	cis	0.33	1.00	11	61569830	11	0.046	-55.07	No
rs174546	Cholesterol- LDL	SREBF2	sterol regulatory element binding transcription factor 2	trans	0.33	1.00	11	61569830	22	0.005	-7.03	No
rs174546	Cholesterol- LDL	LDLR	low density lipoprotein receptor	trans	0.33	1.00	11	61569830	19	0.005	-6.53	Yes
rs174546	Cholesterol- LDL	FADS2	fatty acid desaturase 2	cis	0.33	1.00	11	61569830	11	0.208	-267.94	Yes
rs174570	Cholesterol- LDL	C11orf10	chromosome 11 open reading frame 10	cis	0.14	0.86	11	61597212	11	0.047	-55.81	Yes
rs1800562	Cholesterol- LDL	ALAS2	aminolevulinate, delta-, synthase 2	trans	0.06	0.98	6	26093141	23	0.007	-9.17	Yes
rs1800562	Cholesterol- LDL	HIST1H4B	histone cluster 1, H4b	cis	0.06	0.98	6	26093141	6	0.006	-7.48	No
rs1800562	Cholesterol- LDL	HIST1H2AC	histone cluster 1, H2ac	cis	0.06	0.98	6	26093141	6	0.005	-6.54	No
rs1800562	Cholesterol- LDL	TRIM38	tripartite motif-containing 38	cis	0.06	0.98	6	26093141	6	0.004	-5.64	No
rs1800562	Cholesterol- LDL	HIST1H2BF	histone cluster 1, H2bf	cis	0.06	0.98	6	26093141	6	0.006	-7.21	No

rs1800562	Cholesterol- LDL	HIST1H4H	histone cluster 1, H4h	cis	0.06	0.98	6	26093141	6	0.007	-8.82	Yes
rs1800562	Cholesterol- LDL	HIST1H4C	histone cluster 1, H4c	cis	0.06	0.98	6	26093141	6	0.006	-8	No
rs2000999	Cholesterol- LDL	HP	haptoglobin	cis	0.20	0.92	16	72108093	16	0.072	-86.48	Yes
rs2000999	Cholesterol- LDL	PKD1L3	polycystic kidney disease 1-like 3	cis	0.20	0.92	16	72108093	16	0.004	-5.23	No
rs2000999	Cholesterol- LDL	HPR	haptoglobin-related protein	cis	0.20	0.92	16	72108093	16	0.02	-24.48	No
rs2072183	Cholesterol- LDL	NUDCD3	NudC domain containing 3	cis	0.25	0.42	7	44579180	7	0.004	-5.18	Yes
rs2126259	Cholesterol- LDL	ERI1	exoribonuclease 1	cis	0.08	0.99	8	9185146	8	0.003	-4.21	No
rs2131925	Cholesterol- LDL	ANGPTL3	angiotensin-like 3	cis	0.33	0.99	1	63025942	1	0.006	-8.08	No
rs2131925	Cholesterol- LDL	DOCK7	dedicator of cytokinesis 7	cis	0.33	0.99	1	63025942	1	0.102	-124.16	No
rs2131925	Cholesterol- LDL	USP1	ubiquitin specific peptidase 1	cis	0.33	0.99	1	63025942	1	0.004	-5.14	Yes
rs2254287	Cholesterol- LDL	HSD17B8	hydroxysteroid (17-beta) dehydrogenase 8	cis	0.41	0.99	6	33143948	6	0.006	-7.97	No
rs2254287	Cholesterol- LDL	HLA-DPA1	major histocompatibility complex, class II, DP alpha 1	cis	0.41	0.99	6	33143948	6	0.028	-33.26	No
rs2254287	Cholesterol- LDL	HLA-DPB1	major histocompatibility complex, class II, DP beta 1	cis	0.41	0.99	6	33143948	6	0.024	-28.33	No
rs2255141	Cholesterol- LDL	GPAM	glycerol-3-phosphate acyltransferase, mitochondrial	cis	0.30	0.99	10	113933886	10	0.004	-5.08	No
rs2277862	Cholesterol- LDL	CPNE1	copine I	cis	0.16	0.94	20	34152782	20	0.051	-60.77	No
rs2290159	Cholesterol- LDL	TSEN2	tRNA splicing endonuclease 2 homolog (S. cerevisiae)	cis	0.21	0.99	3	12628920	3	0.005	-6.1	Yes

rs2290159	Cholesterol- LDL	PPARG	peroxisome proliferator-activated receptor gamma	cis	0.21	0.99	3	12628920	3	0.004	-5.05	Yes
rs2293983	Cholesterol- LDL	RRM2B	ribonucleotide reductase M2 B (TP53 inducible)	cis	0.03	0.70	8	103305719	8	0.003	-4.23	No
rs2650000	Cholesterol- LDL	SRSF9	serine/arginine-rich splicing factor 9	cis	0.36	1.00	12	121388962	12	0.003	-4.4	No
rs2650000	Cholesterol- LDL	P2RX4	purinergic receptor P2X, ligand-gated ion channel, 4	cis	0.36	1.00	12	121388962	12	0.004	-5.46	No
rs2814982	Cholesterol- LDL	C6orf106	chromosome 6 open reading frame 106	cis	0.10	0.62	6	34546560	6	0.004	-5.66	Yes
rs2814982	Cholesterol- LDL	UHRF1BP1	UHRF1 binding protein 1	cis	0.10	0.62	6	34546560	6	0.017	-20.14	No
rs2902940	Cholesterol- LDL	MAFB	v-maf musculoaponeurotic fibrosarcoma oncogene homolog B (avian)	cis	0.28	0.98	20	39091487	20	0.009	-11.13	No
rs3801863	Cholesterol- LDL	SKAP2	src kinase associated phosphoprotein 2	cis	0.04	1.00	7	26798512	7	0.004	-5.74	Yes
rs3846662	Cholesterol- LDL	COL4A3BP	collagen, type IV, alpha 3 (Goodpasture antigen) binding protein	cis	0.43	0.91	5	74651084	5	0.004	-4.95	Yes
rs3846663	Cholesterol- LDL	HMGCR	3-hydroxy-3-methylglutaryl-CoA reductase	cis	0.38	1.00	5	74655726	5	0.003	-4.41	No
rs492602	Cholesterol- LDL	FUT2	fucosyltransferase 2 (secretor status included)	cis	0.44	0.34	19	49206417	19	0.01	-12.43	No
rs581080	Cholesterol- LDL	TTC39B	tetratricopeptide repeat domain 39B	cis	0.19	0.93	9	15305378	9	0.018	-22.01	No
rs599839	Cholesterol- LDL	PSRC1	proline/serine-rich coiled-coil 1	cis	0.23	1.00	1	109822166	1	0.006	-8.2	No
rs599839	Cholesterol- LDL	GSTM4	glutathione S-transferase mu 4	cis	0.23	1.00	1	109822166	1	0.006	-7.7	No

rs599839	Cholesterol- LDL	GSTM3	glutathione S-transferase mu 3 (brain)	cis	0.23	1.00	1	109822166	1	0.005	-6.47	No
rs629301	Cholesterol- LDL	PSRC1	proline/serine-rich coiled-coil 1	cis	0.22	0.93	1	109818306	1	0.007	-8.4	No
rs629301	Cholesterol- LDL	GSTM3	glutathione S-transferase mu 3 (brain)	cis	0.22	0.93	1	109818306	1	0.005	-6.2	No
rs629301	Cholesterol- LDL	GSTM4	glutathione S-transferase mu 4	cis	0.22	0.93	1	109818306	1	0.007	-8.47	No
rs635634	Cholesterol- LDL	ABO	ABO blood group (transferase A, alpha 1-3-N-acetylgalactosaminyltransferase; transferase B, alpha 1-3-galactosyltransferase)	cis	0.18	0.85	9	136155000	9	0.006	-7.3	No
rs646776	Cholesterol- LDL	GSTM4	glutathione S-transferase mu 4	cis	0.22	0.93	1	109818530	1	0.007	-8.46	No
rs646776	Cholesterol- LDL	GSTM3	glutathione S-transferase mu 3 (brain)	cis	0.22	0.93	1	109818530	1	0.005	-6.21	No
rs646776	Cholesterol- LDL	PSRC1	proline/serine-rich coiled-coil 1	cis	0.22	0.93	1	109818530	1	0.007	-8.4	No
rs651007	Cholesterol- LDL	ABO	ABO blood group (transferase A, alpha 1-3-N-acetylgalactosaminyltransferase; transferase B, alpha 1-3-galactosyltransferase)	cis	0.21	0.86	9	136153875	9	0.007	-8.59	No
rs6589566	Cholesterol- LDL	SIDT2	SID1 transmembrane family, member 2	cis	0.08	0.99	11	116652423	11	0.018	-22.02	No
rs6589566	Cholesterol- LDL	TAGLN	transgelin	cis	0.08	0.99	11	116652423	11	0.008	-9.64	No
rs660240	Cholesterol- LDL	GSTM4	glutathione S-transferase mu 4	cis	0.21	0.92	1	109817838	1	0.006	-8.05	No

rs660240	Cholesterol- LDL	GSTM3	glutathione S-transferase mu 3 (brain)	cis	0.21	0.92	1	109817838	1	0.006	-7.14	No
rs660240	Cholesterol- LDL	PSRC1	proline/serine-rich coiled-coil 1	cis	0.21	0.92	1	109817838	1	0.006	-7.49	No
rs6882076	Cholesterol- LDL	HAVCR1	hepatitis A virus cellular receptor 1	cis	0.37	0.99	5	156390297	5	0.006	-7.27	No
rs7206971	Cholesterol- LDL	NPEPPS	aminopeptidase puromycin sensitive	cis	0.50	1.00	17	45425115	17	0.01	-12.73	No
rs7206971	Cholesterol- LDL	ITGB3	integrin, beta 3 (platelet glycoprotein IIIa, antigen CD61)	cis	0.50	1.00	17	45425115	17	0.004	-5.19	Yes
rs7206971	Cholesterol- LDL	TBKBP1	TBK1 binding protein 1	cis	0.50	1.00	17	45425115	17	0.022	-26.77	No
rs7515577	Cholesterol- LDL	MTF2	metal response element binding transcription factor 2	cis	0.20	0.99	1	93009438	1	0.005	-6.48	No
rs7515577	Cholesterol- LDL	EVI5	ecotropic viral integration site 5	cis	0.20	0.99	1	93009438	1	0.01	-12.12	No
rs7515577	Cholesterol- LDL	RPL5	ribosomal protein L5	cis	0.20	0.99	1	93009438	1	0.015	-18.71	No
rs7515577	Cholesterol- LDL	DR1	down-regulator of transcription 1, TBP-binding (negative cofactor 2)	cis	0.20	0.99	1	93009438	1	0.005	-6.1	No
rs7570971	Cholesterol- LDL	LILRA4	leukocyte immunoglobulin-like receptor, subfamily A (with TM domain), member 4	trans	0.46	0.69	2	135837906	19	0.005	-6.65	No
rs7570971	Cholesterol- LDL	DARS	aspartyl-tRNA synthetase	cis	0.46	0.69	2	135837906	2	0.01	-12.62	No
rs7570971	Cholesterol- LDL	TNFRSF21	tumor necrosis factor receptor superfamily, member 21	trans	0.46	0.69	2	135837906	6	0.006	-7.39	No
rs7570971	Cholesterol- LDL	IRF8	interferon regulatory factor 8	trans	0.46	0.69	2	135837906	16	0.005	-6.57	No
rs7570971	Cholesterol- LDL	R3HDM1	R3H domain containing 1	cis	0.46	0.69	2	135837906	2	0.007	-8.76	No

rs7570971	Cholesterol- LDL	MCM6	minichromosome maintenance complex component 6	cis	0.46	0.69	2	135837906	2	0.058	-69.44	No
rs7570971	Cholesterol- LDL	SERPINF1	serpin peptidase inhibitor, clade F (alpha-2 antiplasmin, pigment epithelium derived factor), member 1	trans	0.46	0.69	2	135837906	17	0.006	-8.11	No
rs7703051	Cholesterol- LDL	HMGCR	3-hydroxy-3-methylglutaryl-CoA reductase	cis	0.38	1.00	5	74625487	5	0.003	-4.14	No
rs7703051	Cholesterol- LDL	COL4A3BP	collagen, type IV, alpha 3 (Goodpasture antigen) binding protein	cis	0.38	1.00	5	74625487	5	0.003	-4.03	No
rs7941030	Cholesterol- LDL	UBASH3B	ubiquitin associated and SH3 domain containing B	cis	0.38	0.95	11	122522375	11	0.004	-5.03	Yes
rs8017377	Cholesterol- LDL	KHNYN	KH and NYN domain containing	cis	0.40	0.48	14	24883887	14	0.003	-4.25	No
rs9488822	Cholesterol- LDL	DSE	dermatan sulfate epimerase	cis	0.38	1.00	6	116312893	6	0.015	-18.6	No
rs964184	Cholesterol- LDL	BUD13	BUD13 homolog (<i>S. cerevisiae</i>)	cis	0.14	0.99	11	116648917	11	0.004	-5.2	No
rs964184	Cholesterol- LDL	TAGLN	transgelin	cis	0.14	0.99	11	116648917	11	0.004	-5.3	No
rs964184	Cholesterol- LDL	PPM1B	protein phosphatase, Mg2+/Mn2+ dependent, 1B	trans	0.14	0.99	11	116648917	2	0.005	-6.65	No
rs964184	Cholesterol- LDL	PCSK7	proprotein convertase subtilisin/kexin type 7	cis	0.14	0.99	11	116648917	11	0.004	-5.15	No
rs964184	Cholesterol- LDL	SIDT2	SID1 transmembrane family, member 2	cis	0.14	0.99	11	116648917	11	0.008	-10.27	No

rs964184	Cholesterol- LDL	OBFC2A	oligonucleotide/oligosaccharide-binding fold containing 2A	trans	0.14	0.99	11	116648917	2	0.005	-6.61	No
rs964184	Cholesterol- LDL	TMEM165	transmembrane protein 165	trans	0.14	0.99	11	116648917	4	0.005	-6.11	No
rs964184	Cholesterol- LDL	YPEL5	yippee-like 5 (Drosophila)	trans	0.14	0.99	11	116648917	2	0.006	-7.21	No
rs9987289	Cholesterol- LDL	ERI1	exoribonuclease 1	cis	0.08	1.00	8	9183358	8	0.003	-4.07	No
rs867186	Coagulation	EIF6	eukaryotic translation initiation factor 6	cis	0.09	1.00	20	33764554	20	0.011	-14.03	No
rs9390459	Coagulation	STXBP5	syntaxin binding protein 5 (tomosyn)	cis	0.43	0.99	6	147680359	6	0.007	-8.61	No
rs10953541	Coronary Artery Disease	COG5	component of oligomeric golgi complex 5	cis	0.22	0.73	7	107244545	7	0.042	-49.84	Yes
rs11556924	Coronary Artery Disease	KLHDC10	kelch domain containing 10	cis	0.38	0.99	7	129663496	7	0.004	-5.49	No
rs11669133	Coronary Artery Disease	SLC44A2	solute carrier family 44, member 2	cis	0.05	0.94	19	11092139	19	0.005	-6.37	No
rs12190287	Coronary Artery Disease	TBPL1	TBP-like 1	cis	0.37	0.82	6	134214525	6	0.006	-8.23	No
rs1231206	Coronary Artery Disease	SRR	serine racemase	cis	0.36	0.99	17	2125605	17	0.012	-14.74	Yes
rs12413409	Coronary Artery Disease	NT5C2	5'-nucleotidase, cytosolic II	cis	0.09	1.00	10	104719096	10	0.015	-18.84	Yes
rs12413409	Coronary Artery Disease	AS3MT	arsenic (+3 oxidation state) methyltransferase	cis	0.09	1.00	10	104719096	10	0.004	-5.77	Yes
rs12740374	Coronary Artery Disease	GSTM3	glutathione S-transferase mu 3 (brain)	cis	0.21	0.92	1	109817590	1	0.005	-6.16	No
rs12740374	Coronary Artery Disease	GSTM4	glutathione S-transferase mu 4	cis	0.21	0.92	1	109817590	1	0.007	-8.35	No
rs12740374	Coronary Artery Disease	PSRC1	proline/serine-rich coiled-coil 1	cis	0.21	0.92	1	109817590	1	0.007	-8.46	No
rs1412444	Coronary Artery Disease	LIPA	lipase A, lysosomal acid, cholesterol esterase	cis	0.33	1.00	10	91002927	10	0.259	-343.2	Yes

rs17465637	Coronary Artery Disease	FAM177B	family with sequence similarity 177, member B	cis	0.30	1.00	1	222823529	1	0.017	-20.47	No
rs17609940	Coronary Artery Disease	UHRF1BP1	UHRF1 binding protein 1	cis	0.20	1.00	6	35034800	6	0.013	-15.86	No
rs1994016	Coronary Artery Disease	CHRNA5	cholinergic receptor, nicotinic, alpha 5	cis	0.41	1.00	15	79080234	15	0.005	-6.05	No
rs1994016	Coronary Artery Disease	CTSH	cathepsin H	cis	0.41	1.00	15	79080234	15	0.008	-9.75	Yes
rs1994016	Coronary Artery Disease	PSMA4	proteasome (prosome, macropain) subunit, alpha type, 4	cis	0.41	1.00	15	79080234	15	0.006	-7.75	Yes
rs216172	Coronary Artery Disease	SRR	serine racemase	cis	0.36	0.99	17	2126504	17	0.012	-14.35	Yes
rs2306374	Coronary Artery Disease	MRAS	muscle RAS oncogene homolog	cis	0.14	1.00	3	138119952	3	0.006	-8.21	Yes
rs3729639	Coronary Artery Disease	E2F4	E2F transcription factor 4, p107/p130-binding	cis	0.06	1.00	16	67225501	16	0.003	-4.46	Yes
rs3729639	Coronary Artery Disease	TK2	thymidine kinase 2, mitochondrial	cis	0.06	1.00	16	67225501	16	0.012	-14.82	No
rs3729639	Coronary Artery Disease	FAM65A	family with sequence similarity 65, member A	cis	0.06	1.00	16	67225501	16	0.003	-4.58	No
rs3729639	Coronary Artery Disease	FLJ27243	FLJ27243 protein	cis	0.06	1.00	16	67225501	16	0.004	-4.84	No
rs3729639	Coronary Artery Disease	DPEP2	dipeptidase 2	cis	0.06	1.00	16	67225501	16	0.004	-5.91	No
rs3798220	Coronary Artery Disease	SLC22A1	solute carrier family 22 (organic cation transporter), member 1	cis	0.02	1.00	6	160961137	6	0.011	-13.28	No
rs3825807	Coronary Artery Disease	CHRNA5	cholinergic receptor, nicotinic, alpha 5	cis	0.43	0.92	15	79089111	15	0.005	-6.22	No
rs3825807	Coronary Artery Disease	CTSH	cathepsin H	cis	0.43	0.92	15	79089111	15	0.008	-10.6	Yes
rs3825807	Coronary Artery Disease	PSMA4	proteasome (prosome, macropain) subunit, alpha type, 4	cis	0.43	0.92	15	79089111	15	0.006	-7.89	No

rs4380028	Coronary Artery Disease	PSMA4	proteasome (prosome, macropain) subunit, alpha type, 4	cis	0.40	0.94	15	79111093	15	0.004	-5.68	No
rs4380028	Coronary Artery Disease	CTSH	cathepsin H	cis	0.40	0.94	15	79111093	15	0.011	-14.16	Yes
rs4380028	Coronary Artery Disease	CHRNA5	cholinergic receptor, nicotinic, alpha 5 SNF8, ESCRT-II	cis	0.40	0.94	15	79111093	15	0.003	-4.58	No
rs46522	Coronary Artery Disease	SNF8	complex subunit, homolog (S. cerevisiae)	cis	0.47	1.00	17	46988597	17	0.006	-7.95	Yes
rs46522	Coronary Artery Disease	UBE2Z	ubiquitin-conjugating enzyme E2Z	cis	0.47	1.00	17	46988597	17	0.052	-62.39	Yes
rs579459	Coronary Artery Disease	ABO	ABO blood group (transferase A, alpha 1-3-N-acetylgalactosaminyltransferase; transferase B, alpha 1-3-galactosyltransferase)	cis	0.21	0.86	9	136154168	9	0.007	-8.58	No
rs599839	Coronary Artery Disease	GSTM3	glutathione S-transferase mu 3 (brain)	cis	0.23	1.00	1	109822166	1	0.005	-6.47	No
rs599839	Coronary Artery Disease	GSTM4	glutathione S-transferase mu 4	cis	0.23	1.00	1	109822166	1	0.006	-7.7	No
rs599839	Coronary Artery Disease	PSRC1	proline/serine-rich coiled-coil 1	cis	0.23	1.00	1	109822166	1	0.006	-8.2	No
rs646776	Coronary Artery Disease	GSTM3	glutathione S-transferase mu 3 (brain)	cis	0.22	0.93	1	109818530	1	0.005	-6.21	No
rs646776	Coronary Artery Disease	PSRC1	proline/serine-rich coiled-coil 1	cis	0.22	0.93	1	109818530	1	0.007	-8.4	No
rs646776	Coronary Artery Disease	GSTM4	glutathione S-transferase mu 4	cis	0.22	0.93	1	109818530	1	0.007	-8.46	No
rs6601299	Coronary Artery Disease	ERI1	exoribonuclease 1	cis	0.08	0.99	8	9184691	8	0.003	-4.22	No

rs6601530	Coronary Artery Disease	FDFT1	farnesyl-diphosphate farnesyltransferase 1	cis	0.45	0.97	8	10671272	8	0.02	-24.26	No
rs6601530	Coronary Artery Disease	XKR6	XK, Kell blood group complex subunit-related family, member 6	cis	0.45	0.97	8	10671272	8	0.004	-5.23	No
rs6725887	Coronary Artery Disease	NBEAL1	neurobeachin-like 1	cis	0.12	1.00	2	203745885	2	0.003	-4.72	No
rs6725887	Coronary Artery Disease	BMPR2	bone morphogenetic protein receptor, type II (serine/threonine kinase)	cis	0.12	1.00	2	203745885	2	0.003	-4.72	No
rs6725887	Coronary Artery Disease	ALS2CR8	amyotrophic lateral sclerosis 2 (juvenile) chromosome region, candidate 8	cis	0.12	1.00	2	203745885	2	0.025	-30.25	No
rs6725887	Coronary Artery Disease	FAM117B	family with sequence similarity 117, member B	cis	0.12	1.00	2	203745885	2	0.042	-50.61	No
rs7136259	Coronary Artery Disease	DUSP6	dual specificity phosphatase 6	cis	0.44	1.00	12	90081188	12	0.003	-4.05	No
rs7801190	Coronary Artery Disease	SRRT	serrate RNA effector molecule homolog (Arabidopsis)	cis	0.06	0.88	7	100458093	7	0.005	-6.31	No
rs7865618	Coronary Artery Disease	MANBAL	mannosidase, beta A, lysosomal-like	trans	0.40	1.00	9	22031005	20	0.005	-6.18	No
rs964184	Coronary Artery Disease	PCSK7	proprotein convertase subtilisin/kexin type 7	cis	0.14	0.99	11	116648917	11	0.004	-5.15	No
rs964184	Coronary Artery Disease	TMEM165	transmembrane protein 165	trans	0.14	0.99	11	116648917	4	0.005	-6.11	No
rs964184	Coronary Artery Disease	SIDT2	SID1 transmembrane family, member 2	cis	0.14	0.99	11	116648917	11	0.008	-10.27	No
rs964184	Coronary Artery Disease	TAGLN	transgelin	cis	0.14	0.99	11	116648917	11	0.004	-5.3	No

rs964184	Coronary Artery Disease	OBFC2A	oligonucleotide/oligosaccharide-binding fold containing 2A	trans	0.14	0.99	11	116648917	2	0.005	-6.61	No
rs964184	Coronary Artery Disease	YPEL5	yippee-like 5 (Drosophila)	trans	0.14	0.99	11	116648917	2	0.006	-7.21	No
rs964184	Coronary Artery Disease	BUD13	BUD13 homolog (S. cerevisiae)	cis	0.14	0.99	11	116648917	11	0.004	-5.2	No
rs964184	Coronary Artery Disease	PPM1B	protein phosphatase, Mg2+/Mn2+ dependent, 1B	trans	0.14	0.99	11	116648917	2	0.005	-6.65	No
rs9818870	Coronary Artery Disease	MRAS	muscle RAS oncogene homolog	cis	0.14	1.00	3	138122122	3	0.006	-8.06	Yes
rs10496313	C-Reactive Protein	DNAH6	dynein, axonemal, heavy chain 6	cis	0.01	0.99	2	84761755	2	0.005	-6.16	No
rs10496313	C-Reactive Protein	DNAH6	dynein, axonemal, heavy chain 6	cis	0.01	0.99	2	84761755	2	0.009	-11.08	No
rs1169300	C-Reactive Protein	OASL	2'-5'-oligoadenylate synthetase-like	cis	0.33	0.99	12	121431225	12	0.004	-4.97	No
rs1169300	C-Reactive Protein	P2RX4	P2X, ligand-gated ion channel, 4	cis	0.33	0.99	12	121431225	12	0.004	-5.78	Yes
rs1169310	C-Reactive Protein	P2RX4	purinergic receptor P2X, ligand-gated ion channel, 4	cis	0.38	1.00	12	121439433	12	0.004	-5.44	Yes
rs1183910	C-Reactive Protein	P2RX4	purinergic receptor P2X, ligand-gated ion channel, 4	cis	0.34	0.99	12	121420807	12	0.003	-4.14	No
rs12037222	C-Reactive Protein	PABPC4	poly(A) binding protein, cytoplasmic 4 (inducible form)	cis	0.21	0.99	1	40064961	1	0.006	-7.9	No
rs12037222	C-Reactive Protein	MACF1	microtubule-actin crosslinking factor 1	cis	0.21	0.99	1	40064961	1	0.009	-10.83	Yes
rs12239046	C-Reactive Protein	OR2B11	olfactory receptor, family 2, subfamily B, member 11	cis	0.39	0.98	1	247601595	1	0.023	-27.42	No
rs1260326	C-Reactive Protein	NRBP1	nuclear receptor binding protein 1	cis	0.45	0.95	2	27730940	2	0.005	-6.05	Yes
rs2228145	C-Reactive Protein	NUP210L	nucleoporin 210kDa-like	cis	0.41	1.00	1	154426970	1	0.003	-4.37	No

rs2259816	C-Reactive Protein	P2RX4	purinergic receptor P2X, ligand-gated ion channel, 4	cis	0.38	1.00	12	121435587	12	0.004	-5.45	Yes
rs2464196	C-Reactive Protein	OASL	2'-5'-oligoadenylate synthetase-like	cis	0.33	1.00	12	121435427	12	0.004	-5.14	No
rs2464196	C-Reactive Protein	P2RX4	purinergic receptor P2X, ligand-gated ion channel, 4	cis	0.33	1.00	12	121435427	12	0.004	-5.69	Yes
rs2650000	C-Reactive Protein	SRSF9	serine/arginine-rich splicing factor 9	cis	0.36	1.00	12	121388962	12	0.003	-4.4	No
rs2650000	C-Reactive Protein	P2RX4	purinergic receptor P2X, ligand-gated ion channel, 4	cis	0.36	1.00	12	121388962	12	0.004	-5.46	No
rs3845624	C-Reactive Protein	DARC	Duffy blood group, chemokine receptor	cis	0.41	0.97	1	159218266	1	0.003	-4.31	No
rs3845624	C-Reactive Protein	SSTR3	somatostatin receptor 3	trans	0.41	0.97	1	159218266	22	0.005	-6.56	No
rs4129267	C-Reactive Protein	NUP210L	nucleoporin 210kDa-like	cis	0.41	1.00	1	154426264	1	0.003	-4.38	No
rs4537545	C-Reactive Protein	NUP210L	nucleoporin 210kDa-like	cis	0.42	1.00	1	154418879	1	0.003	-4.59	No
rs4705952	C-Reactive Protein	SLC22A5	solute carrier family 22 (organic cation/carnitine transporter), member 5	cis	0.24	0.63	5	131839618	5	0.007	-8.66	Yes
rs4705952	C-Reactive Protein	RAD50	RAD50 homolog (<i>S. cerevisiae</i>)	cis	0.24	0.63	5	131839618	5	0.004	-5.64	No
rs4705952	C-Reactive Protein	SLC22A4	solute carrier family 22 (organic cation/ergothioneine transporter), member 4	cis	0.24	0.63	5	131839618	5	0.009	-11.37	Yes
rs6901250	C-Reactive Protein	ZUFSP	zinc finger with UFM1-specific peptidase domain	cis	0.35	1.00	6	117114025	6	0.004	-4.81	No
rs6901250	C-Reactive Protein	DSE	dermatan sulfate epimerase	cis	0.35	1.00	6	117114025	6	0.006	-7.39	No
rs7305618	C-Reactive Protein	SPPL3	signal peptide peptidase 3	cis	0.25	0.90	12	121402932	12	0.004	-5.03	No

rs7305618	C-Reactive Protein	C12orf43	chromosome 12 open reading frame 43	cis	0.25	0.90	12	121402932	12	0.004	-5.79	No
rs7305618	C-Reactive Protein	P2RX4	purinergic receptor P2X, ligand-gated ion channel, 4	cis	0.25	0.90	12	121402932	12	0.005	-6.91	No
rs7310409	C-Reactive Protein	P2RX4	purinergic receptor P2X, ligand-gated ion channel, 4	cis	0.41	0.99	12	121424861	12	0.003	-4.71	Yes
rs7310409	C-Reactive Protein	ZEB1	zinc finger E-box binding homeobox 1	trans	0.41	0.99	12	121424861	10	0.005	-6.08	No
rs769449	C-Reactive Protein	PVRL2	poliovirus receptor-related 2 (herpesvirus entry mediator B)	cis	0.09	0.43	19	45410002	19	0.003	-4.48	No
rs7748513	C-Reactive Protein	TREM1	triggering receptor expressed on myeloid cells 1	cis	0.03	1.00	6	41127972	6	0.005	-6.96	No
rs7748513	C-Reactive Protein	TREML2	triggering receptor expressed on myeloid cells-like 2	cis	0.03	1.00	6	41127972	6	0.007	-8.92	No
rs780094	C-Reactive Protein	NRBP1	nuclear receptor binding protein 1	cis	0.44	1.00	2	27741237	2	0.004	-5.24	Yes
rs7953249	C-Reactive Protein	P2RX4	purinergic receptor P2X, ligand-gated ion channel, 4	cis	0.44	1.00	12	121403724	12	0.005	-6.88	No
rs7953249	C-Reactive Protein	ZEB1	zinc finger E-box binding homeobox 1	trans	0.44	1.00	12	121403724	10	0.005	-6.23	No
rs7953249	C-Reactive Protein	SRSF9	serine/arginine-rich splicing factor 9	cis	0.44	1.00	12	121403724	12	0.004	-5.12	No
rs7979473	C-Reactive Protein	ZEB1	zinc finger E-box binding homeobox 1	trans	0.43	0.93	12	121420260	10	0.005	-6.53	No
rs7979473	C-Reactive Protein	P2RX4	purinergic receptor P2X, ligand-gated ion channel, 4	cis	0.43	0.93	12	121420260	12	0.004	-4.83	No
rs7979473	C-Reactive Protein	SRSF9	serine/arginine-rich splicing factor 9	cis	0.43	0.93	12	121420260	12	0.003	-4.06	No
rs9987289	C-Reactive Protein	ERI1	exoribonuclease 1	cis	0.08	1.00	8	9183358	8	0.003	-4.07	No
rs11153730	Death- Sudden-Cardiac	PLN	phospholamban	cis	0.49	0.97	6	118667522	6	0.039	-46.86	No

rs12143842	Death- Sudden-Cardiac	TMPRSS6	transmembrane protease, serine 6	trans	0.26	0.96	1	162033890	22	0.005	-6.36	No
rs4621553	Death- Sudden-Cardiac	YTHDC2	YTH domain containing 2	cis	0.22	1.00	5	113030164	5	0.009	-11.69	No
rs1015166	Diabetes Mellitus-Type 1	LOC100510059	HLA class II histocompatibility antigen, DQ alpha 1 chain-like	cis	0.31	0.85	6	32798731	6	0.026	-31.42	No
rs1015166	Diabetes Mellitus-Type 1	DOM3Z	dom-3 homolog Z (C. elegans)	cis	0.31	0.85	6	32798731	6	0.003	-4.21	No
rs1015166	Diabetes Mellitus-Type 1	SLC44A4	solute carrier family 44, member 4 major	cis	0.31	0.85	6	32798731	6	0.009	-10.92	No
rs1015166	Diabetes Mellitus-Type 1	HLA-DQA2	histocompatibility complex, class II, DQ alpha 2	cis	0.31	0.85	6	32798731	6	0.018	-21.38	No
rs1015166	Diabetes Mellitus-Type 1	C4B	complement component 4B (Chido blood group) major	cis	0.31	0.85	6	32798731	6	0.004	-5.23	No
rs1015166	Diabetes Mellitus-Type 1	HLA-DRB1	histocompatibility complex, class II, DR beta 1 major	cis	0.31	0.85	6	32798731	6	0.015	-17.86	No
rs1015166	Diabetes Mellitus-Type 1	HLA-DOB	histocompatibility complex, class II, DO beta major	cis	0.31	0.85	6	32798731	6	0.015	-17.73	Yes
rs1015166	Diabetes Mellitus-Type 1	HLA-DRB5	histocompatibility complex, class II, DR beta 5	cis	0.31	0.85	6	32798731	6	0.022	-27	No
rs11171739	Diabetes Mellitus-Type 1	MED26	mediator complex subunit 26	trans	0.41	1.00	12	56470625	19	0.012	-15.1	No
rs11171739	Diabetes Mellitus-Type 1	SUOX	sulfite oxidase	cis	0.41	1.00	12	56470625	12	0.035	-41.58	No
rs11171739	Diabetes Mellitus-Type 1	MYL6B	myosin, light chain 6B, alkali, smooth muscle and non-muscle	cis	0.41	1.00	12	56470625	12	0.014	-17.6	No

rs11203203	Diabetes Mellitus-Type 1	UBASH3A	ubiquitin associated and SH3 domain containing A	cis	0.37	1.00	21	43836186	21	0.018	-22.38	Yes
rs11203203	Diabetes Mellitus-Type 1	TMPRSS3	transmembrane protease, serine 3 major	cis	0.37	1.00	21	43836186	21	0.005	-6.86	No
rs11244	Diabetes Mellitus-Type 1	HLA-DPB1	histocompatibility complex, class II, DP beta 1 major	cis	0.29	0.98	6	32780724	6	0.003	-4.41	No
rs11244	Diabetes Mellitus-Type 1	HLA-DRB5	histocompatibility complex, class II, DR beta 5 major	cis	0.29	0.98	6	32780724	6	0.015	-17.9	No
rs11244	Diabetes Mellitus-Type 1	HLA-DQA2	histocompatibility complex, class II, DQ alpha 2	cis	0.29	0.98	6	32780724	6	0.032	-38.03	No
rs11244	Diabetes Mellitus-Type 1	C4B	complement component 4B (Chido blood group)	cis	0.29	0.98	6	32780724	6	0.009	-11.36	No
rs11244	Diabetes Mellitus-Type 1	TAP2	transporter 2, ATP-binding cassette, subfamily B (MDR/TAP)	cis	0.29	0.98	6	32780724	6	0.003	-4.25	Yes
rs11244	Diabetes Mellitus-Type 1	SLC44A4	solute carrier family 44, member 4	cis	0.29	0.98	6	32780724	6	0.003	-4.71	No
rs11244	Diabetes Mellitus-Type 1	LOC100510059	HLA class II histocompatibility antigen, DQ alpha 1 chain-like major	cis	0.29	0.98	6	32780724	6	0.083	-100.54	No
rs11244	Diabetes Mellitus-Type 1	HLA-DRB1	histocompatibility complex, class II, DR beta 1	cis	0.29	0.98	6	32780724	6	0.008	-9.93	No
rs1150752	Diabetes Mellitus-Type 1	SKIV2L	superkiller viralicidic activity 2-like (S. cerevisiae)	cis	0.10	1.00	6	32064726	6	0.003	-4.56	No
rs1150752	Diabetes Mellitus-Type 1	HCG27	HLA complex group 27	cis	0.10	1.00	6	32064726	6	0.005	-7.07	No

rs1150752	Diabetes Mellitus-Type 1	HLA-DMA	major histocompatibility complex, class II, DM alpha	cis	0.10	1.00	6	32064726	6	0.004	-5.13	No
rs1150752	Diabetes Mellitus-Type 1	BAT2	HLA-B associated transcript 2	cis	0.10	1.00	6	32064726	6	0.004	-5.5	No
rs1150752	Diabetes Mellitus-Type 1	HLA-DQA2	major histocompatibility complex, class II, DQ alpha 2	cis	0.10	1.00	6	32064726	6	0.04	-47.41	No
rs1150752	Diabetes Mellitus-Type 1	SLC44A4	solute carrier family 44, member 4	cis	0.10	1.00	6	32064726	6	0.078	-94.19	No
rs1150752	Diabetes Mellitus-Type 1	HLA-B	major histocompatibility complex, class I, B	cis	0.10	1.00	6	32064726	6	0.007	-8.65	No
rs1150752	Diabetes Mellitus-Type 1	HLA-DPB1	major histocompatibility complex, class II, DP beta 1	cis	0.10	1.00	6	32064726	6	0.009	-10.75	No
rs1150752	Diabetes Mellitus-Type 1	C6orf10	chromosome 6 open reading frame 10	cis	0.10	1.00	6	32064726	6	0.004	-5.52	No
rs1150752	Diabetes Mellitus-Type 1	PSMB9	proteasome (prosome, macropain) subunit, beta type, 9 (large multifunctional peptidase 2)	cis	0.10	1.00	6	32064726	6	0.003	-4.37	No
rs1150752	Diabetes Mellitus-Type 1	LY6G5C	lymphocyte antigen 6 complex, locus G5C	cis	0.10	1.00	6	32064726	6	0.005	-6.32	No
rs1150752	Diabetes Mellitus-Type 1	GPSM3	G-protein signaling modulator 3	cis	0.10	1.00	6	32064726	6	0.004	-5.68	No
rs1150752	Diabetes Mellitus-Type 1	LST1	leukocyte specific transcript 1	cis	0.10	1.00	6	32064726	6	0.004	-5.7	No
rs1150752	Diabetes Mellitus-Type 1	ROR1	receptor tyrosine kinase-like orphan receptor 1	trans	0.10	1.00	6	32064726	1	0.005	-6.8	No
rs1150752	Diabetes Mellitus-Type 1	HLA-DRB5	major histocompatibility complex, class II, DR beta 5	cis	0.10	1.00	6	32064726	6	0.007	-9.09	No

rs1150752	Diabetes Mellitus- Type 1	HCP5	HLA complex P5	cis	0.10	1.00	6	32064726	6	0.015	-18.75	No
rs1150752	Diabetes Mellitus- Type 1	LOC1005100 59	HLA class II histocompatibility antigen, DQ alpha 1 chain-like	cis	0.10	1.00	6	32064726	6	0.103	-125.08	No
rs1150752	Diabetes Mellitus- Type 1	C2	complement component 2 major	cis	0.10	1.00	6	32064726	6	0.005	-6.28	No
rs1150752	Diabetes Mellitus- Type 1	HLA-DRB1	histocompatibility complex, class II, DR beta 1	cis	0.10	1.00	6	32064726	6	0.006	-7.4	No
rs1150752	Diabetes Mellitus- Type 1	CTLA4	cytotoxic T- lymphocyte- associated protein 4	trans	0.10	1.00	6	32064726	2	0.005	-6.19	No
rs1150754	Diabetes Mellitus- Type 1	PPT2	palmitoyl-protein thioesterase 2 major	cis	0.13	0.97	6	32050758	6	0.003	-4.08	No
rs1150754	Diabetes Mellitus- Type 1	HLA-DRB5	histocompatibility complex, class II, DR beta 5 major	cis	0.13	0.97	6	32050758	6	0.005	-5.97	No
rs1150754	Diabetes Mellitus- Type 1	HLA-DRB1	histocompatibility complex, class II, DR beta 1	cis	0.13	0.97	6	32050758	6	0.005	-6.12	No
rs1150754	Diabetes Mellitus- Type 1	CTLA4	cytotoxic T- lymphocyte- associated protein 4	trans	0.13	0.97	6	32050758	2	0.005	-6.76	No
rs1150754	Diabetes Mellitus- Type 1	BAT2	HLA-B associated transcript 2 major	cis	0.13	0.97	6	32050758	6	0.003	-4.34	No
rs1150754	Diabetes Mellitus- Type 1	HLA-DPB1	histocompatibility complex, class II, DP beta 1	cis	0.13	0.97	6	32050758	6	0.007	-8.32	No
rs1150754	Diabetes Mellitus- Type 1	ROR1	receptor tyrosine kinase-like orphan receptor 1	trans	0.13	0.97	6	32050758	1	0.005	-6.32	No
rs1150754	Diabetes Mellitus- Type 1	GPSM3	G-protein signaling modulator 3	cis	0.13	0.97	6	32050758	6	0.004	-5	No

rs1150754	Diabetes Mellitus-Type 1	PSMB9	proteasome (prosome, macropain) subunit, beta type, 9 (large multifunctional peptidase 2)	cis	0.13	0.97	6	32050758	6	0.003	-4.74	No
rs1150754	Diabetes Mellitus-Type 1	C2	complement component 2	cis	0.13	0.97	6	32050758	6	0.004	-5.79	No
rs1150754	Diabetes Mellitus-Type 1	HLA-DQA2	major histocompatibility complex, class II, DQ alpha 2	cis	0.13	0.97	6	32050758	6	0.024	-28.72	No
rs1150754	Diabetes Mellitus-Type 1	HLA-B	major histocompatibility complex, class I, B	cis	0.13	0.97	6	32050758	6	0.004	-5.89	No
rs1150754	Diabetes Mellitus-Type 1	LOC100510059	HLA class II histocompatibility antigen, DQ alpha 1 chain-like	cis	0.13	0.97	6	32050758	6	0.066	-79.7	No
rs1150754	Diabetes Mellitus-Type 1	HLA-DMA	major histocompatibility complex, class II, DM alpha	cis	0.13	0.97	6	32050758	6	0.004	-5.33	No
rs1150754	Diabetes Mellitus-Type 1	HCP5	HLA complex P5	cis	0.13	0.97	6	32050758	6	0.01	-12.44	No
rs1150754	Diabetes Mellitus-Type 1	LST1	leukocyte specific transcript 1	cis	0.13	0.97	6	32050758	6	0.003	-4.31	No
rs1150754	Diabetes Mellitus-Type 1	SKIV2L	superkiller viralicidic activity 2-like (<i>S. cerevisiae</i>)	cis	0.13	0.97	6	32050758	6	0.003	-4.54	No
rs1150754	Diabetes Mellitus-Type 1	SLC44A4	solute carrier family 44, member 4	cis	0.13	0.97	6	32050758	6	0.052	-62.5	No
rs1150754	Diabetes Mellitus-Type 1	HLA-DOB	major histocompatibility complex, class II, DO beta	cis	0.13	0.97	6	32050758	6	0.003	-4.39	No
rs12251307	Diabetes Mellitus-Type 1	RBM17	RNA binding motif protein 17	cis	0.12	1.00	10	6123495	10	0.004	-4.8	No
rs1265564	Diabetes Mellitus-Type 1	FCGR1A	Fc fragment of IgG, high affinity Ia, receptor (CD64)	trans	0.43	0.84	12	111708458	1	0.006	-7.81	No

rs1265564	Diabetes Mellitus-Type 1	GBP1	guanylate binding protein 1, interferon-inducible, 67kDa	trans	0.43	0.84	12	111708458	1	0.007	-9.18	No
rs1265564	Diabetes Mellitus-Type 1	ALDH2	aldehyde dehydrogenase 2 family (mitochondrial)	cis	0.43	0.84	12	111708458	12	0.004	-5.18	No
rs1265564	Diabetes Mellitus-Type 1	GBP4	guanylate binding protein 4	trans	0.43	0.84	12	111708458	1	0.008	-10	No
rs1265564	Diabetes Mellitus-Type 1	GBP5	guanylate binding protein 5	trans	0.43	0.84	12	111708458	1	0.011	-13.3	No
rs1265564	Diabetes Mellitus-Type 1	ARHGEF40	Rho guanine nucleotide exchange factor (GEF) 40	trans	0.43	0.84	12	111708458	14	0.006	-7.57	No
rs1265564	Diabetes Mellitus-Type 1	STAT1	signal transducer and activator of transcription 1, 91kDa	trans	0.43	0.84	12	111708458	2	0.008	-9.65	No
rs1265564	Diabetes Mellitus-Type 1	GBP7	guanylate binding protein 7	trans	0.43	0.84	12	111708458	1	0.007	-9	No
rs1270942	Diabetes Mellitus-Type 1	LY6G5C	lymphocyte antigen 6 complex, locus G5C	cis	0.10	0.99	6	31918860	6	0.005	-6.3	No
rs1270942	Diabetes Mellitus-Type 1	C2	complement component 2	cis	0.10	0.99	6	31918860	6	0.005	-6.57	No
rs1270942	Diabetes Mellitus-Type 1	HLA-B	major histocompatibility complex, class I, B	cis	0.10	0.99	6	31918860	6	0.007	-8.49	No
rs1270942	Diabetes Mellitus-Type 1	CTLA4	cytotoxic T-lymphocyte-associated protein 4	trans	0.10	0.99	6	31918860	2	0.005	-6.29	No
rs1270942	Diabetes Mellitus-Type 1	HCG27	HLA complex group 27	cis	0.10	0.99	6	31918860	6	0.005	-6.96	No
rs1270942	Diabetes Mellitus-Type 1	HCP5	HLA complex P5	cis	0.10	0.99	6	31918860	6	0.016	-19.24	No
rs1270942	Diabetes Mellitus-Type 1	HLA-DRB5	major histocompatibility complex, class II, DR beta 5	cis	0.10	0.99	6	31918860	6	0.007	-8.44	No

rs1270942	Diabetes Mellitus-Type 1	HLA-DQA2	major histocompatibility complex, class II, DQ alpha 2	cis	0.10	0.99	6	31918860	6	0.039	-46.68	No
rs1270942	Diabetes Mellitus-Type 1	BAT2	HLA-B associated transcript 2	cis	0.10	0.99	6	31918860	6	0.004	-5.45	No
rs1270942	Diabetes Mellitus-Type 1	SKIV2L	superkiller viralicidic activity 2-like (S. cerevisiae)	cis	0.10	0.99	6	31918860	6	0.003	-4.62	No
rs1270942	Diabetes Mellitus-Type 1	SLC44A4	solute carrier family 44, member 4	cis	0.10	0.99	6	31918860	6	0.077	-92.58	No
rs1270942	Diabetes Mellitus-Type 1	LST1	leukocyte specific transcript 1	cis	0.10	0.99	6	31918860	6	0.004	-5.7	No
rs1270942	Diabetes Mellitus-Type 1	GPSM3	G-protein signaling modulator 3	cis	0.10	0.99	6	31918860	6	0.004	-5.47	No
rs1270942	Diabetes Mellitus-Type 1	ROR1	receptor tyrosine kinase-like orphan receptor 1	trans	0.10	0.99	6	31918860	1	0.005	-6.81	No
rs1270942	Diabetes Mellitus-Type 1	HLA-DMA	major histocompatibility complex, class II, DM alpha	cis	0.10	0.99	6	31918860	6	0.004	-4.79	No
rs1270942	Diabetes Mellitus-Type 1	LOC100510059	HLA class II histocompatibility antigen, DQ alpha 1 chain-like	cis	0.10	0.99	6	31918860	6	0.101	-123.35	No
rs1270942	Diabetes Mellitus-Type 1	HLA-DRB1	major histocompatibility complex, class II, DR beta 1	cis	0.10	0.99	6	31918860	6	0.005	-6.97	No
rs1270942	Diabetes Mellitus-Type 1	C6orf10	chromosome 6 open reading frame 10	cis	0.10	0.99	6	31918860	6	0.004	-5.77	No
rs1270942	Diabetes Mellitus-Type 1	PSMB9	proteasome (prosome, macropain) subunit, beta type, 9 (large multifunctional peptidase 2)	cis	0.10	0.99	6	31918860	6	0.003	-4.18	No
rs12722495	Diabetes Mellitus-Type 1	RBM17	RNA binding motif protein 17	cis	0.11	0.99	10	6097283	10	0.004	-5.15	No

rs1465788	Diabetes Mellitus-Type 1	C14orf181	chromosome 14 open reading frame 181	cis	0.28	1.00	14	69263599	14	0.005	-6.34	No
rs1701704	Diabetes Mellitus-Type 1	MYL6B	myosin, light chain 6B, alkali, smooth muscle and non-muscle	cis	0.32	0.91	12	56412487	12	0.01	-12.49	No
rs1701704	Diabetes Mellitus-Type 1	MED26	mediator complex subunit 26	trans	0.32	0.91	12	56412487	19	0.01	-11.88	No
rs1701704	Diabetes Mellitus-Type 1	SUOX	sulfite oxidase	cis	0.32	0.91	12	56412487	12	0.022	-27.08	No
rs17696736	Diabetes Mellitus-Type 1	SOCS6	suppressor of cytokine signaling 6	trans	0.46	0.98	12	112486818	18	0.005	-6.53	No
rs17696736	Diabetes Mellitus-Type 1	ANKRD22	ankyrin repeat domain 22	trans	0.46	0.98	12	112486818	10	0.006	-7.15	No
rs17696736	Diabetes Mellitus-Type 1	TRIM22	tripartite motif-containing 22	trans	0.46	0.98	12	112486818	11	0.005	-6.14	No
rs17696736	Diabetes Mellitus-Type 1	FCGR1A	Fc fragment of IgG, high affinity Ia, receptor (CD64)	trans	0.46	0.98	12	112486818	1	0.007	-9.15	No
rs17696736	Diabetes Mellitus-Type 1	MYADM	myeloid-associated differentiation marker	trans	0.46	0.98	12	112486818	19	0.006	-7.75	No
rs17696736	Diabetes Mellitus-Type 1	PARP14	poly (ADP-ribose) polymerase family, member 14	trans	0.46	0.98	12	112486818	3	0.005	-6.82	No
rs17696736	Diabetes Mellitus-Type 1	PSTPIP2	proline-serine-threonine phosphatase interacting protein 2	trans	0.46	0.98	12	112486818	18	0.006	-7.42	No
rs17696736	Diabetes Mellitus-Type 1	STAT1	signal transducer and activator of transcription 1, 91kDa	trans	0.46	0.98	12	112486818	2	0.01	-12.91	Yes
rs17696736	Diabetes Mellitus-Type 1	ALDH2	aldehyde dehydrogenase 2 family (mitochondrial)	cis	0.46	0.98	12	112486818	12	0.014	-16.63	Yes
rs17696736	Diabetes Mellitus-Type 1	GBP7	guanylate binding protein 7	trans	0.46	0.98	12	112486818	1	0.007	-9.48	Yes

rs17696736	Diabetes Mellitus-Type 1	SERPING1	serpin peptidase inhibitor, clade G (C1 inhibitor), member 1	trans	0.46	0.98	12	112486818	11	0.005	-6.96	No
rs17696736	Diabetes Mellitus-Type 1	ARHGEF40	Rho guanine nucleotide exchange factor (GEF) 40	trans	0.46	0.98	12	112486818	14	0.006	-7.59	No
rs17696736	Diabetes Mellitus-Type 1	GBP1	guanylate binding protein 1, interferon-inducible, 67kDa	trans	0.46	0.98	12	112486818	1	0.009	-11.69	No
rs17696736	Diabetes Mellitus-Type 1	GBP5	guanylate binding protein 5	trans	0.46	0.98	12	112486818	1	0.013	-16.19	No
rs17696736	Diabetes Mellitus-Type 1	GBP4	guanylate binding protein 4	trans	0.46	0.98	12	112486818	1	0.009	-11.36	Yes
rs17696736	Diabetes Mellitus-Type 1	RFX2	regulatory factor X, 2 (influences HLA class II expression)	trans	0.46	0.98	12	112486818	19	0.005	-6.47	No
rs1894406	Diabetes Mellitus-Type 1	LOC100510059	HLA class II histocompatibility antigen, DQ alpha 1 chain-like	cis	0.33	1.00	6	32787056	6	0.005	-5.97	No
rs1894406	Diabetes Mellitus-Type 1	DOM3Z	dom-3 homolog Z (C. elegans)	cis	0.33	1.00	6	32787056	6	0.003	-4.07	No
rs1894406	Diabetes Mellitus-Type 1	HLA-DRB1	major histocompatibility complex, class II, DR beta 1	cis	0.33	1.00	6	32787056	6	0.008	-10.47	No
rs1894406	Diabetes Mellitus-Type 1	HLA-DRB5	major histocompatibility complex, class II, DR beta 5	cis	0.33	1.00	6	32787056	6	0.012	-14.49	No
rs1894406	Diabetes Mellitus-Type 1	HLA-DOB	major histocompatibility complex, class II, DO beta	cis	0.33	1.00	6	32787056	6	0.04	-48.01	Yes
rs1990760	Diabetes Mellitus-Type 1	IFIT1	interferon-induced protein with tetratricopeptide repeats 1	trans	0.40	1.00	2	163124051	10	0.007	-8.61	No

rs1990760	Diabetes Mellitus-Type 1	MX1	myxovirus (influenza virus) resistance 1, interferon-inducible protein p78 (mouse)	trans	0.40	1.00	2	163124051	21	0.007	-8.98	No
rs1990760	Diabetes Mellitus-Type 1	HERC5	hect domain and RLD 5	trans	0.40	1.00	2	163124051	4	0.005	-7.03	No
rs1990760	Diabetes Mellitus-Type 1	IFIT5	interferon-induced protein with tetratricopeptide repeats 5	trans	0.40	1.00	2	163124051	10	0.005	-6.05	No
rs1990760	Diabetes Mellitus-Type 1	IFI44L	interferon-induced protein 44-like	trans	0.40	1.00	2	163124051	1	0.008	-9.9	No
rs1990760	Diabetes Mellitus-Type 1	IFI6	interferon, alpha-inducible protein 6	trans	0.40	1.00	2	163124051	1	0.005	-6.92	No
rs1990760	Diabetes Mellitus-Type 1	IFI44	interferon-induced protein 44	trans	0.40	1.00	2	163124051	1	0.007	-8.37	No
rs1990760	Diabetes Mellitus-Type 1	IFIT3	interferon-induced protein with tetratricopeptide repeats 3	trans	0.40	1.00	2	163124051	10	0.006	-7.23	No
rs2071469	Diabetes Mellitus-Type 1	HLA-DOB	major histocompatibility complex, class II, DO beta	cis	0.36	1.00	6	32784783	6	0.037	-44.29	Yes
rs2071469	Diabetes Mellitus-Type 1	HLA-DPB1	major histocompatibility complex, class II, DP beta 1	cis	0.36	1.00	6	32784783	6	0.003	-4.07	No
rs2071469	Diabetes Mellitus-Type 1	LOC100510059	HLA class II histocompatibility antigen, DQ alpha 1 chain-like	cis	0.36	1.00	6	32784783	6	0.003	-4.53	No
rs2071469	Diabetes Mellitus-Type 1	HLA-DRB5	major histocompatibility complex, class II, DR beta 5	cis	0.36	1.00	6	32784783	6	0.012	-14.57	No
rs2071469	Diabetes Mellitus-Type 1	HLA-DRB1	major histocompatibility complex, class II, DR beta 1	cis	0.36	1.00	6	32784783	6	0.009	-11.26	No

rs2071472	Diabetes Mellitus- Type 1	HLA-DRB1	major histocompatibility complex, class II, DR beta 1	cis	0.29	1.00	6	32784620	6	0.008	-9.55	No
rs2071472	Diabetes Mellitus- Type 1	DOM3Z	dom-3 homolog Z (C. elegans)	cis	0.29	1.00	6	32784620	6	0.003	-4.16	No
rs2071472	Diabetes Mellitus- Type 1	LOC1005100 59	HLA class II histocompatibility antigen, DQ alpha 1 chain-like	cis	0.29	1.00	6	32784620	6	0.016	-18.97	No
rs2071472	Diabetes Mellitus- Type 1	HLA-DOB	major histocompatibility complex, class II, DO beta	cis	0.29	1.00	6	32784620	6	0.025	-30.08	Yes
rs2071472	Diabetes Mellitus- Type 1	HLA-DRB5	major histocompatibility complex, class II, DR beta 5	cis	0.29	1.00	6	32784620	6	0.011	-13.29	No
rs2071472	Diabetes Mellitus- Type 1	HLA-DMA	major histocompatibility complex, class II, DM alpha	cis	0.29	1.00	6	32784620	6	0.003	-4.39	Yes
rs2071474	Diabetes Mellitus- Type 1	HLA-DMA	major histocompatibility complex, class II, DM alpha	cis	0.29	1.00	6	32782582	6	0.003	-4.29	Yes
rs2071474	Diabetes Mellitus- Type 1	HLA-DRB1	major histocompatibility complex, class II, DR beta 1	cis	0.29	1.00	6	32782582	6	0.008	-9.6	No
rs2071474	Diabetes Mellitus- Type 1	HLA-DOB	major histocompatibility complex, class II, DO beta	cis	0.29	1.00	6	32782582	6	0.025	-29.47	Yes
rs2071474	Diabetes Mellitus- Type 1	LOC1005100 59	HLA class II histocompatibility antigen, DQ alpha 1 chain-like	cis	0.29	1.00	6	32782582	6	0.015	-18.84	No

rs2071474	Diabetes Mellitus-Type 1	HLA-DRB5	major histocompatibility complex, class II, DR beta 5	cis	0.29	1.00	6	32782582	6	0.011	-13.29	No
rs2071474	Diabetes Mellitus-Type 1	DOM3Z	dom-3 homolog Z (C. elegans)	cis	0.29	1.00	6	32782582	6	0.003	-4.12	No
rs2071540	Diabetes Mellitus-Type 1	LOC100510059	HLA class II histocompatibility antigen, DQ alpha 1 chain-like	cis	0.41	1.00	6	32812916	6	0.026	-30.85	No
rs2071540	Diabetes Mellitus-Type 1	HLA-DMB	major histocompatibility complex, class II, DM beta	cis	0.41	1.00	6	32812916	6	0.004	-4.99	No
rs2071540	Diabetes Mellitus-Type 1	HLA-DRB1	major histocompatibility complex, class II, DR beta 1	cis	0.41	1.00	6	32812916	6	0.03	-36.35	No
rs2071540	Diabetes Mellitus-Type 1	HLA-DRB5	major histocompatibility complex, class II, DR beta 5	cis	0.41	1.00	6	32812916	6	0.035	-41.34	No
rs2071540	Diabetes Mellitus-Type 1	PSMB9	proteasome (prosome, macropain) subunit, beta type, 9 (large multifunctional peptidase 2)	cis	0.41	1.00	6	32812916	6	0.008	-10.3	Yes
rs2071554	Diabetes Mellitus-Type 1	HLA-DOB	major histocompatibility complex, class II, DO beta	cis	0.04	1.00	6	32784676	6	0.008	-10.49	Yes
rs2071554	Diabetes Mellitus-Type 1	TAP2	transporter 2, ATP-binding cassette, subfamily B (MDR/TAP)	cis	0.04	1.00	6	32784676	6	0.007	-9	Yes
rs2227956	Diabetes Mellitus-Type 1	HLA-B	major histocompatibility complex, class I, B	cis	0.17	1.00	6	31778272	6	0.02	-23.74	No

rs2227956	Diabetes Mellitus-Type 1	HLA-DRA	major histocompatibility complex, class II, DR alpha	cis	0.17	1.00	6	31778272	6	0.012	-15.19	No
rs2227956	Diabetes Mellitus-Type 1	HLA-DRB1	major histocompatibility complex, class II, DR beta 1	cis	0.17	1.00	6	31778272	6	0.111	-136.15	No
rs2227956	Diabetes Mellitus-Type 1	HLA-DRB5	major histocompatibility complex, class II, DR beta 5	cis	0.17	1.00	6	31778272	6	0.147	-182.5	No
rs2227956	Diabetes Mellitus-Type 1	LY6G5B	lymphocyte antigen 6 complex, locus G5B	cis	0.17	1.00	6	31778272	6	0.007	-9.16	No
rs2227956	Diabetes Mellitus-Type 1	BAT2	HLA-B associated transcript 2	cis	0.17	1.00	6	31778272	6	0.01	-12.51	No
rs2227956	Diabetes Mellitus-Type 1	LY6G5C	lymphocyte antigen 6 complex, locus G5C	cis	0.17	1.00	6	31778272	6	0.006	-7.16	Yes
rs2227956	Diabetes Mellitus-Type 1	SLC44A4	solute carrier family 44, member 4	cis	0.17	1.00	6	31778272	6	0.115	-140.95	No
rs2227956	Diabetes Mellitus-Type 1	HSPA1B	heat shock 70kDa protein 1B	cis	0.17	1.00	6	31778272	6	0.005	-7.1	Yes
rs2227956	Diabetes Mellitus-Type 1	DDAH2	dimethylarginine dimethylaminohydrolase 2	cis	0.17	1.00	6	31778272	6	0.006	-8.1	No
rs2227956	Diabetes Mellitus-Type 1	CSNK2B	casein kinase 2, beta polypeptide	cis	0.17	1.00	6	31778272	6	0.003	-4.04	No
rs2227956	Diabetes Mellitus-Type 1	TCF19	transcription factor 19	cis	0.17	1.00	6	31778272	6	0.004	-5.1	No
rs2227956	Diabetes Mellitus-Type 1	C4B	complement component 4B (Chido blood group)	cis	0.17	1.00	6	31778272	6	0.006	-7.25	No
rs2227956	Diabetes Mellitus-Type 1	LOC100510059	HLA class II histocompatibility antigen, DQ alpha 1 chain-like	cis	0.17	1.00	6	31778272	6	0.027	-32.53	No
rs2227956	Diabetes Mellitus-Type 1	MICB	MHC class I polypeptide-related sequence B	cis	0.17	1.00	6	31778272	6	0.023	-27.2	Yes
rs2227956	Diabetes Mellitus-Type 1	C6orf10	chromosome 6 open reading frame 10	cis	0.17	1.00	6	31778272	6	0.005	-6.7	No

rs2227956	Diabetes Mellitus-Type 1	HLA-DQB2	major histocompatibility complex, class II, DQ beta 2	cis	0.17	1.00	6	31778272	6	0.005	-6.46	No
rs2246618	Diabetes Mellitus-Type 1	FLOT1	flotillin 1	cis	0.32	0.91	6	31478986	6	0.01	-12.2	No
rs2246618	Diabetes Mellitus-Type 1	HLA-B	major histocompatibility complex, class I, B	cis	0.32	0.91	6	31478986	6	0.007	-8.68	No
rs2246618	Diabetes Mellitus-Type 1	NCRNA00243	non-protein coding RNA 243	cis	0.32	0.91	6	31478986	6	0.015	-17.73	No
rs2246618	Diabetes Mellitus-Type 1	IER3	immediate early response 3	cis	0.32	0.91	6	31478986	6	0.007	-9.47	No
rs2246618	Diabetes Mellitus-Type 1	C4B	complement component 4B (Chido blood group)	cis	0.32	0.91	6	31478986	6	0.006	-7.45	No
rs2246618	Diabetes Mellitus-Type 1	HCP5	HLA complex P5	cis	0.32	0.91	6	31478986	6	0.01	-11.92	No
rs2246618	Diabetes Mellitus-Type 1	BAT2	HLA-B associated transcript 2	cis	0.32	0.91	6	31478986	6	0.007	-8.79	No
rs2281808	Diabetes Mellitus-Type 1	SIRPG	signal-regulatory protein gamma	cis	0.36	1.00	20	1610551	20	0.004	-4.85	No
rs2281808	Diabetes Mellitus-Type 1	SIRPB1	signal-regulatory protein beta 1	cis	0.36	1.00	20	1610551	20	0.012	-14.53	No
rs2281808	Diabetes Mellitus-Type 1	NSFL1C	NSFL1 (p97) cofactor (p47)	cis	0.36	1.00	20	1610551	20	0.003	-4.51	No
rs2290400	Diabetes Mellitus-Type 1	GSDMB	gasdermin B	cis	0.49	0.97	17	38066240	17	0.216	-279.27	No
rs2290400	Diabetes Mellitus-Type 1	ORMDL3	ORM1-like 3 (S. cerevisiae)	cis	0.49	0.97	17	38066240	17	0.061	-73.32	No
rs2290400	Diabetes Mellitus-Type 1	IKZF3	IKAROS family zinc finger 3 (Aiolos)	cis	0.49	0.97	17	38066240	17	0.008	-10.48	No
rs2292239	Diabetes Mellitus-Type 1	SUOX	sulfite oxidase	cis	0.32	0.99	12	56482180	12	0.022	-26.66	No
rs2292239	Diabetes Mellitus-Type 1	MED26	mediator complex subunit 26	trans	0.32	0.99	12	56482180	19	0.011	-13.69	No
rs2292239	Diabetes Mellitus-Type 1	MYL6B	myosin, light chain 6B, alkali, smooth muscle and non-muscle	cis	0.32	0.99	12	56482180	12	0.011	-14.09	No

rs229541	Diabetes Mellitus- Type 1	RAC2	ras-related C3 botulinum toxin substrate 2 (rho family, small GTP binding protein Rac2)	cis	0.44	1.00	22	37591318	22	0.004	-4.78	No
rs2304256	Diabetes Mellitus- Type 1	TYK2	tyrosine kinase 2	cis	0.29	0.44	19	10475652	19	0.005	-6	No
rs241424	Diabetes Mellitus- Type 1	HLA-DQA2	major histocompatibility complex, class II, DQ alpha 2	cis	0.47	0.84	6	32804934	6	0.008	-10.44	No
rs241424	Diabetes Mellitus- Type 1	HLA-DRB5	major histocompatibility complex, class II, DR beta 5	cis	0.47	0.84	6	32804934	6	0.035	-42.38	No
rs241424	Diabetes Mellitus- Type 1	HLA-DMB	major histocompatibility complex, class II, DM beta	cis	0.47	0.84	6	32804934	6	0.004	-5.73	Yes
rs241424	Diabetes Mellitus- Type 1	LOC1005100 59	HLA class II histocompatibility antigen, DQ alpha 1 chain-like	cis	0.47	0.84	6	32804934	6	0.06	-71.98	No
rs241424	Diabetes Mellitus- Type 1	HLA-DPB1	major histocompatibility complex, class II, DP beta 1	cis	0.47	0.84	6	32804934	6	0.004	-5.62	No
rs241424	Diabetes Mellitus- Type 1	HLA-DRB1	major histocompatibility complex, class II, DR beta 1	cis	0.47	0.84	6	32804934	6	0.029	-34.83	No
rs241425	Diabetes Mellitus- Type 1	HLA-DQB2	major histocompatibility complex, class II, DQ beta 2	cis	0.41	0.91	6	32804909	6	0.004	-5.58	No
rs241425	Diabetes Mellitus- Type 1	LOC1005100 59	HLA class II histocompatibility antigen, DQ alpha 1 chain-like	cis	0.41	0.91	6	32804909	6	0.046	-55.2	No

rs241425	Diabetes Mellitus-Type 1	HLA-DRB1	major histocompatibility complex, class II, DR beta 1	cis	0.41	0.91	6	32804909	6	0.04	-47.52	No
rs241425	Diabetes Mellitus-Type 1	HLA-DMB	major histocompatibility complex, class II, DM beta	cis	0.41	0.91	6	32804909	6	0.003	-4.21	No
rs241425	Diabetes Mellitus-Type 1	HLA-DRB5	major histocompatibility complex, class II, DR beta 5	cis	0.41	0.91	6	32804909	6	0.049	-58.76	No
rs241425	Diabetes Mellitus-Type 1	C4B	complement component 4B (Chido blood group)	cis	0.41	0.91	6	32804909	6	0.006	-7.87	No
rs241425	Diabetes Mellitus-Type 1	C6orf10	chromosome 6 open reading frame 10	cis	0.41	0.91	6	32804909	6	0.005	-6.11	No
rs241427	Diabetes Mellitus-Type 1	HLA-DMB	major histocompatibility complex, class II, DM beta	cis	0.33	1.00	6	32804414	6	0.003	-4.36	Yes
rs241427	Diabetes Mellitus-Type 1	C4B	complement component 4B (Chido blood group)	cis	0.33	1.00	6	32804414	6	0.008	-10.13	No
rs241427	Diabetes Mellitus-Type 1	HLA-DRB1	major histocompatibility complex, class II, DR beta 1	cis	0.33	1.00	6	32804414	6	0.048	-57.53	No
rs241427	Diabetes Mellitus-Type 1	LOC100510059	HLA class II histocompatibility antigen, DQ alpha 1 chain-like	cis	0.33	1.00	6	32804414	6	0.032	-38.2	No
rs241427	Diabetes Mellitus-Type 1	C6orf10	chromosome 6 open reading frame 10	cis	0.33	1.00	6	32804414	6	0.003	-4.23	No
rs241427	Diabetes Mellitus-Type 1	HLA-DQB2	major histocompatibility complex, class II, DQ beta 2	cis	0.33	1.00	6	32804414	6	0.005	-6.4	No

rs241427	Diabetes Mellitus- Type 1	HLA-DRB5	major histocompatibility complex, class II, DR beta 5	cis	0.33	1.00	6	32804414	6	0.062	-74.65	No
rs241440	Diabetes Mellitus- Type 1	LOC1005100 59	HLA class II histocompatibility antigen, DQ alpha 1 chain-like	cis	0.25	0.94	6	32797361	6	0.019	-22.72	No
rs241440	Diabetes Mellitus- Type 1	HLA-DOB	major histocompatibility complex, class II, DO beta	cis	0.25	0.94	6	32797361	6	0.03	-35.57	Yes
rs241440	Diabetes Mellitus- Type 1	HLA-DRB1	major histocompatibility complex, class II, DR beta 1	cis	0.25	0.94	6	32797361	6	0.007	-9.11	No
rs241440	Diabetes Mellitus- Type 1	DOM3Z	dom-3 homolog Z (C. elegans)	cis	0.25	0.94	6	32797361	6	0.004	-4.91	No
rs241440	Diabetes Mellitus- Type 1	HLA-DRB5	major histocompatibility complex, class II, DR beta 5	cis	0.25	0.94	6	32797361	6	0.011	-13.8	No
rs241440	Diabetes Mellitus- Type 1	HLA-DMA	major histocompatibility complex, class II, DM alpha	cis	0.25	0.94	6	32797361	6	0.003	-4.35	Yes
rs241447	Diabetes Mellitus- Type 1	HLA-DOB	major histocompatibility complex, class II, DO beta	cis	0.26	0.95	6	32796751	6	0.031	-37.5	Yes
rs241447	Diabetes Mellitus- Type 1	DOM3Z	dom-3 homolog Z (C. elegans)	cis	0.26	0.95	6	32796751	6	0.004	-5.33	No
rs241447	Diabetes Mellitus- Type 1	HLA-DMA	major histocompatibility complex, class II, DM alpha	cis	0.26	0.95	6	32796751	6	0.003	-4.3	Yes
rs241447	Diabetes Mellitus- Type 1	LOC1005100 59	HLA class II histocompatibility antigen, DQ alpha 1 chain-like	cis	0.26	0.95	6	32796751	6	0.02	-23.81	No

rs241447	Diabetes Mellitus- Type 1	HLA-DRB1	major histocompatibility complex, class II, DR beta 1	cis	0.26	0.95	6	32796751	6	0.007	-9.02	No
rs241447	Diabetes Mellitus- Type 1	HLA-DRB5	major histocompatibility complex, class II, DR beta 5	cis	0.26	0.95	6	32796751	6	0.011	-13.94	No
rs241448	Diabetes Mellitus- Type 1	LOC1005100 59	HLA class II histocompatibility antigen, DQ alpha 1 chain-like	cis	0.26	0.95	6	32796685	6	0.02	-23.92	No
rs241448	Diabetes Mellitus- Type 1	HLA-DMA	major histocompatibility complex, class II, DM alpha	cis	0.26	0.95	6	32796685	6	0.003	-4.29	Yes
rs241448	Diabetes Mellitus- Type 1	DOM3Z	dom-3 homolog Z (C. elegans)	cis	0.26	0.95	6	32796685	6	0.004	-5.29	No
rs241448	Diabetes Mellitus- Type 1	HLA-DOB	major histocompatibility complex, class II, DO beta	cis	0.26	0.95	6	32796685	6	0.031	-37.43	Yes
rs241448	Diabetes Mellitus- Type 1	HLA-DRB5	major histocompatibility complex, class II, DR beta 5	cis	0.26	0.95	6	32796685	6	0.011	-14.02	No
rs241448	Diabetes Mellitus- Type 1	HLA-DRB1	major histocompatibility complex, class II, DR beta 1	cis	0.26	0.95	6	32796685	6	0.007	-9.08	No
rs241452	Diabetes Mellitus- Type 1	HLA-DMA	major histocompatibility complex, class II, DM alpha	cis	0.26	0.95	6	32796346	6	0.003	-4.27	No
rs241452	Diabetes Mellitus- Type 1	HLA-DRB1	major histocompatibility complex, class II, DR beta 1	cis	0.26	0.95	6	32796346	6	0.007	-9	No

rs241452	Diabetes Mellitus- Type 1	HLA-DRB5	major histocompatibility complex, class II, DR beta 5	cis	0.26	0.95	6	32796346	6	0.011	-13.83	No
rs241452	Diabetes Mellitus- Type 1	DOM3Z	dom-3 homolog Z (C. elegans)	cis	0.26	0.95	6	32796346	6	0.004	-5.32	No
rs241452	Diabetes Mellitus- Type 1	LOC1005100 59	HLA class II histocompatibility antigen, DQ alpha 1 chain-like	cis	0.26	0.95	6	32796346	6	0.02	-23.98	No
rs241452	Diabetes Mellitus- Type 1	HLA-DOB	major histocompatibility complex, class II, DO beta	cis	0.26	0.95	6	32796346	6	0.031	-37.57	Yes
rs241453	Diabetes Mellitus- Type 1	HLA-DMA	major histocompatibility complex, class II, DM alpha	cis	0.26	0.95	6	32796226	6	0.003	-4.22	No
rs241453	Diabetes Mellitus- Type 1	HLA-DRB1	major histocompatibility complex, class II, DR beta 1	cis	0.26	0.95	6	32796226	6	0.007	-8.98	No
rs241453	Diabetes Mellitus- Type 1	HLA-DOB	major histocompatibility complex, class II, DO beta	cis	0.26	0.95	6	32796226	6	0.03	-36.05	Yes
rs241453	Diabetes Mellitus- Type 1	HLA-DRB5	major histocompatibility complex, class II, DR beta 5	cis	0.26	0.95	6	32796226	6	0.011	-13.77	No
rs241453	Diabetes Mellitus- Type 1	DOM3Z	dom-3 homolog Z (C. elegans)	cis	0.26	0.95	6	32796226	6	0.004	-5.33	No
rs241453	Diabetes Mellitus- Type 1	LOC1005100 59	HLA class II histocompatibility antigen, DQ alpha 1 chain-like	cis	0.26	0.95	6	32796226	6	0.019	-23.45	No
rs2476601	Diabetes Mellitus- Type 1	PTPN22	protein tyrosine phosphatase, non- receptor type 22 (lymphoid)	cis	0.09	1.00	1	114377568	1	0.015	-18.15	Yes

rs2855812	Diabetes Mellitus- Type 1	IER3	immediate early response 3	cis	0.23	0.89	6	31472720	6	0.013	-15.98	No
rs2855812	Diabetes Mellitus- Type 1	C4B	complement component 4B (Chido blood group)	cis	0.23	0.89	6	31472720	6	0.003	-4.36	No
rs2855812	Diabetes Mellitus- Type 1	HCP5	HLA complex P5	cis	0.23	0.89	6	31472720	6	0.015	-18.04	No
rs2855812	Diabetes Mellitus- Type 1	SLC44A4	solute carrier family 44, member 4	cis	0.23	0.89	6	31472720	6	0.012	-14.97	No
rs2855812	Diabetes Mellitus- Type 1	FLOT1	flotillin 1	cis	0.23	0.89	6	31472720	6	0.022	-26.19	No
rs2855812	Diabetes Mellitus- Type 1	NCRNA00243	non-protein coding RNA 243	cis	0.23	0.89	6	31472720	6	0.024	-29.4	No
rs2855812	Diabetes Mellitus- Type 1	TNF	tumor necrosis factor	cis	0.23	0.89	6	31472720	6	0.003	-4.43	No
rs2855812	Diabetes Mellitus- Type 1	LY6G5C	lymphocyte antigen 6 complex, locus G5C	cis	0.23	0.89	6	31472720	6	0.003	-4.27	No
rs2855812	Diabetes Mellitus- Type 1	BAT2	HLA-B associated transcript 2	cis	0.23	0.89	6	31472720	6	0.005	-6.17	No
rs3131379	Diabetes Mellitus- Type 1	HCP5	HLA complex P5	cis	0.10	1.00	6	31721033	6	0.017	-21.15	No
rs3131379	Diabetes Mellitus- Type 1	HLA-B	major histocompatibility complex, class I, B	cis	0.10	1.00	6	31721033	6	0.007	-8.57	No
rs3131379	Diabetes Mellitus- Type 1	LST1	leukocyte specific transcript 1	cis	0.10	1.00	6	31721033	6	0.004	-5.08	No
rs3131379	Diabetes Mellitus- Type 1	HCG27	HLA complex group 27	cis	0.10	1.00	6	31721033	6	0.005	-6.41	No
rs3131379	Diabetes Mellitus- Type 1	HLA-DRB5	major histocompatibility complex, class II, DR beta 5	cis	0.10	1.00	6	31721033	6	0.007	-8.66	No
rs3131379	Diabetes Mellitus- Type 1	LY6G5C	lymphocyte antigen 6 complex, locus G5C	cis	0.10	1.00	6	31721033	6	0.004	-5.71	No
rs3131379	Diabetes Mellitus- Type 1	HLA-DQA2	major histocompatibility complex, class II, DQ alpha 2	cis	0.10	1.00	6	31721033	6	0.036	-43.22	No
rs3131379	Diabetes Mellitus- Type 1	ROR1	receptor tyrosine kinase-like orphan receptor 1	trans	0.10	1.00	6	31721033	1	0.005	-6.75	No

rs3131379	Diabetes Mellitus- Type 1	CTLA4	cytotoxic T- lymphocyte- associated protein 4	trans	0.10	1.00	6	31721033	2	0.005	-6.44	No
rs3131379	Diabetes Mellitus- Type 1	GPSM3	G-protein signaling modulator 3	cis	0.10	1.00	6	31721033	6	0.003	-4.32	No
rs3131379	Diabetes Mellitus- Type 1	NCRNA00243	non-protein coding RNA 243	cis	0.10	1.00	6	31721033	6	0.043	-51.24	No
rs3131379	Diabetes Mellitus- Type 1	LOC1005100 59	HLA class II histocompatibility antigen, DQ alpha 1 chain-like	cis	0.10	1.00	6	31721033	6	0.096	-116.45	No
rs3131379	Diabetes Mellitus- Type 1	SLC44A4	solute carrier family 44, member 4	cis	0.10	1.00	6	31721033	6	0.075	-89.96	No
rs3131379	Diabetes Mellitus- Type 1	C6orf10	chromosome 6 open reading frame 10	cis	0.10	1.00	6	31721033	6	0.004	-5.42	No
rs3131379	Diabetes Mellitus- Type 1	SKIV2L	superkiller viralicidic activity 2-like (S. cerevisiae)	cis	0.10	1.00	6	31721033	6	0.003	-4.18	No
rs3131379	Diabetes Mellitus- Type 1	BAT2	HLA-B associated transcript 2	cis	0.10	1.00	6	31721033	6	0.004	-5.19	No
rs3131379	Diabetes Mellitus- Type 1	C2	complement component 2 major	cis	0.10	1.00	6	31721033	6	0.005	-5.99	No
rs3131379	Diabetes Mellitus- Type 1	HLA-DRB1	histocompatibility complex, class II, DR beta 1 major	cis	0.10	1.00	6	31721033	6	0.005	-7.07	No
rs3134954	Diabetes Mellitus- Type 1	HLA-DQB2	histocompatibility complex, class II, DQ beta 2	cis	0.13	0.99	6	32071893	6	0.009	-11.13	No
rs3134954	Diabetes Mellitus- Type 1	LY6G5B	lymphocyte antigen 6 complex, locus G5B	cis	0.13	0.99	6	32071893	6	0.004	-5.43	No
rs3134954	Diabetes Mellitus- Type 1	HSPA1B	heat shock 70kDa protein 1B	cis	0.13	0.99	6	32071893	6	0.007	-8.44	No
rs3134954	Diabetes Mellitus- Type 1	LY6G5C	lymphocyte antigen 6 complex, locus G5C major	cis	0.13	0.99	6	32071893	6	0.004	-5.29	No
rs3134954	Diabetes Mellitus- Type 1	HLA-DRA	histocompatibility complex, class II, DR alpha	cis	0.13	0.99	6	32071893	6	0.012	-15.17	No

rs3134954	Diabetes Mellitus-Type 1	C4B	complement component 4B (Chido blood group)	cis	0.13	0.99	6	32071893	6	0.005	-5.96	No
rs3134954	Diabetes Mellitus-Type 1	BAT2	HLA-B associated transcript 2 advanced	cis	0.13	0.99	6	32071893	6	0.011	-13.38	No
rs3134954	Diabetes Mellitus-Type 1	AGER	glycosylation end product-specific receptor	cis	0.13	0.99	6	32071893	6	0.003	-4.19	No
rs3134954	Diabetes Mellitus-Type 1	AGPAT1	1-acylglycerol-3-phosphate O-acyltransferase 1 (lysophosphatidic acid acyltransferase, alpha)	cis	0.13	0.99	6	32071893	6	0.007	-9.45	No
rs3134954	Diabetes Mellitus-Type 1	SKIV2L	superkiller viralicidic activity 2-like (S. cerevisiae)	cis	0.13	0.99	6	32071893	6	0.005	-6.68	No
rs3134954	Diabetes Mellitus-Type 1	TCF19	transcription factor 19	cis	0.13	0.99	6	32071893	6	0.006	-8.3	No
rs3134954	Diabetes Mellitus-Type 1	LOC100510059	HLA class II histocompatibility antigen, DQ alpha 1 chain-like	cis	0.13	0.99	6	32071893	6	0.03	-35.91	No
rs3134954	Diabetes Mellitus-Type 1	HCP5	HLA complex P5	cis	0.13	0.99	6	32071893	6	0.004	-5.11	No
rs3134954	Diabetes Mellitus-Type 1	HLA-B	major histocompatibility complex, class I, B	cis	0.13	0.99	6	32071893	6	0.025	-29.68	No
rs3134954	Diabetes Mellitus-Type 1	DDAH2	dimethylarginine dimethylaminohydrolyase 2	cis	0.13	0.99	6	32071893	6	0.007	-9.28	No
rs3134954	Diabetes Mellitus-Type 1	HLA-DRB1	major histocompatibility complex, class II, DR beta 1	cis	0.13	0.99	6	32071893	6	0.228	-296.59	No
rs3134954	Diabetes Mellitus-Type 1	HLA-DQA2	major histocompatibility complex, class II, DQ alpha 2	cis	0.13	0.99	6	32071893	6	0.004	-5.32	No

rs3134954	Diabetes Mellitus-Type 1	SLC44A4	solute carrier family 44, member 4	cis	0.13	0.99	6	32071893	6	0.062	-73.77	No
rs3134954	Diabetes Mellitus-Type 1	C6orf10	chromosome 6 open reading frame 10 major	cis	0.13	0.99	6	32071893	6	0.006	-7.54	No
rs3134954	Diabetes Mellitus-Type 1	HLA-DRB5	histocompatibility complex, class II, DR beta 5	cis	0.13	0.99	6	32071893	6	0.28	-376.69	No
rs3184504	Diabetes Mellitus-Type 1	IRF9	interferon regulatory factor 9	trans	0.50	1.00	12	111884608	14	0.005	-6.13	No
rs3184504	Diabetes Mellitus-Type 1	ALDH2	aldehyde dehydrogenase 2 family (mitochondrial)	cis	0.50	1.00	12	111884608	12	0.007	-9.45	No
rs3184504	Diabetes Mellitus-Type 1	ARHGEF40	Rho guanine nucleotide exchange factor (GEF) 40	trans	0.50	1.00	12	111884608	14	0.007	-8.96	No
rs3184504	Diabetes Mellitus-Type 1	HVCN1	hydrogen voltage-gated channel 1	cis	0.50	1.00	12	111884608	12	0.003	-4.07	No
rs3184504	Diabetes Mellitus-Type 1	GBP4	guanylate binding protein 4	trans	0.50	1.00	12	111884608	1	0.014	-16.54	Yes
rs3184504	Diabetes Mellitus-Type 1	UBE2L6	ubiquitin-conjugating enzyme E2L 6	trans	0.50	1.00	12	111884608	11	0.005	-6.57	No
rs3184504	Diabetes Mellitus-Type 1	STAT1	signal transducer and activator of transcription 1, 91kDa	trans	0.50	1.00	12	111884608	2	0.015	-17.97	Yes
rs3184504	Diabetes Mellitus-Type 1	MYADM	myeloid-associated differentiation marker	trans	0.50	1.00	12	111884608	19	0.006	-7.76	No
rs3184504	Diabetes Mellitus-Type 1	RNF31	ring finger protein 31	trans	0.50	1.00	12	111884608	14	0.005	-6.05	No
rs3184504	Diabetes Mellitus-Type 1	GBP5	guanylate binding protein 5	trans	0.50	1.00	12	111884608	1	0.021	-24.83	No
rs3184504	Diabetes Mellitus-Type 1	PARP14	poly (ADP-ribose) polymerase family, member 14	trans	0.50	1.00	12	111884608	3	0.006	-8.28	No
rs3184504	Diabetes Mellitus-Type 1	GBP7	guanylate binding protein 7	trans	0.50	1.00	12	111884608	1	0.012	-15.35	Yes

rs3184504	Diabetes Mellitus-Type 1	SRBD1	S1 RNA binding domain 1	trans	0.50	1.00	12	111884608	2	0.005	-6.59	No
rs3184504	Diabetes Mellitus-Type 1	CD274	CD274 molecule	trans	0.50	1.00	12	111884608	9	0.006	-8.09	No
rs3184504	Diabetes Mellitus-Type 1	SAMD9L	sterile alpha motif domain containing 9-like	trans	0.50	1.00	12	111884608	7	0.006	-7.38	No
rs3184504	Diabetes Mellitus-Type 1	IFIT3	interferon-induced protein with tetratricopeptide repeats 3	trans	0.50	1.00	12	111884608	10	0.006	-7.24	No
rs3184504	Diabetes Mellitus-Type 1	TRIM22	tripartite motif-containing 22	trans	0.50	1.00	12	111884608	11	0.006	-7.69	No
rs3184504	Diabetes Mellitus-Type 1	GBP1	guanylate binding protein 1, interferon-inducible, 67kDa	trans	0.50	1.00	12	111884608	1	0.014	-16.68	Yes
rs3184504	Diabetes Mellitus-Type 1	TRAFD1	TRAF-type zinc finger domain containing 1	cis	0.50	1.00	12	111884608	12	0.003	-4.32	No
rs3184504	Diabetes Mellitus-Type 1	PSMB9	proteasome (prosome, macropain) subunit, beta type, 9 (large multifunctional peptidase 2)	trans	0.50	1.00	12	111884608	6	0.005	-6.35	Yes
rs3184504	Diabetes Mellitus-Type 1	IDS	iduronate 2-sulfatase	trans	0.50	1.00	12	111884608	23	0.005	-6.11	Yes
rs3184504	Diabetes Mellitus-Type 1	TCTN1	tectonic family member 1	cis	0.50	1.00	12	111884608	12	0.004	-5.06	No
rs3184504	Diabetes Mellitus-Type 1	PARP9	poly (ADP-ribose) polymerase family, member 9	trans	0.50	1.00	12	111884608	3	0.006	-7.93	Yes
rs3184504	Diabetes Mellitus-Type 1	FCGR1A	Fc fragment of IgG, high affinity Ia, receptor (CD64)	trans	0.50	1.00	12	111884608	1	0.011	-13.75	No
rs3184504	Diabetes Mellitus-Type 1	ANKRD22	ankyrin repeat domain 22	trans	0.50	1.00	12	111884608	10	0.009	-10.71	No
rs3184504	Diabetes Mellitus-Type 1	SERPING1	serpin peptidase inhibitor, clade G (C1 inhibitor), member 1	trans	0.50	1.00	12	111884608	11	0.007	-8.6	No

rs3184504	Diabetes Mellitus-Type 1	RFX2	regulatory factor X, 2 (influences HLA class II expression)	trans	0.50	1.00	12	111884608	19	0.005	-6.62	No
rs3184504	Diabetes Mellitus-Type 1	PSTPIP2	proline-serine-threonine phosphatase	trans	0.50	1.00	12	111884608	18	0.009	-11.71	Yes
rs3184504	Diabetes Mellitus-Type 1	WDFY2	interacting protein 2 WD repeat and FYVE domain containing 2	trans	0.50	1.00	12	111884608	13	0.005	-6.35	No
rs3764021	Diabetes Mellitus-Type 1	CD69	CD69 molecule	cis	0.49	0.98	12	9833628	12	0.003	-4.31	Yes
rs3764021	Diabetes Mellitus-Type 1	CLEC12A	C-type lectin domain family 12, member A	cis	0.49	0.98	12	9833628	12	0.003	-4.1	Yes
rs3764021	Diabetes Mellitus-Type 1	CLEC2D	C-type lectin domain family 2, member D	cis	0.49	0.98	12	9833628	12	0.011	-13.87	Yes
rs3764021	Diabetes Mellitus-Type 1	CLECL1	C-type lectin-like 1	cis	0.49	0.98	12	9833628	12	0.067	-80.47	No
rs3825932	Diabetes Mellitus-Type 1	CTSH	cathepsin H	cis	0.32	1.00	15	79235446	15	0.017	-20.06	Yes
rs425105	Diabetes Mellitus-Type 1	PRKD2	protein kinase D2	cis	0.16	0.94	19	47208481	19	0.027	-32.43	Yes
rs4505848	Diabetes Mellitus-Type 1	KIAA1109	KIAA1109	cis	0.30	0.93	4	123132492	4	0.024	-29.11	No
rs4763879	Diabetes Mellitus-Type 1	CLEC12A	C-type lectin domain family 12, member A	cis	0.35	0.91	12	9910164	12	0.004	-4.8	Yes
rs4763879	Diabetes Mellitus-Type 1	CD69	CD69 molecule	cis	0.35	0.91	12	9910164	12	0.006	-7.82	Yes
rs4763879	Diabetes Mellitus-Type 1	CLEC2D	C-type lectin domain family 2, member D	cis	0.35	0.91	12	9910164	12	0.011	-13.11	Yes
rs4763879	Diabetes Mellitus-Type 1	CLEC12B	C-type lectin domain family 12, member B	cis	0.35	0.91	12	9910164	12	0.004	-4.79	No
rs4763879	Diabetes Mellitus-Type 1	CLEC2B	C-type lectin domain family 2, member B	cis	0.35	0.91	12	9910164	12	0.003	-4.34	No
rs4763879	Diabetes Mellitus-Type 1	CLECL1	C-type lectin-like 1	cis	0.35	0.91	12	9910164	12	0.025	-29.6	No
rs4788084	Diabetes Mellitus-Type 1	SULT1A1	sulfotransferase family, cytosolic, 1A, phenol-preferring, member 1	cis	0.37	0.80	16	28539848	16	0.009	-10.73	Yes
rs4788084	Diabetes Mellitus-Type 1	SPNS1	spinster homolog 1 (Drosophila)	cis	0.37	0.80	16	28539848	16	0.01	-12.97	No

rs4788084	Diabetes Mellitus-Type 1	CCDC101	coiled-coil domain containing 101 ATPase, Ca++	cis	0.37	0.80	16	28539848	16	0.014	-16.82	Yes
rs4788084	Diabetes Mellitus-Type 1	ATP2A1	transporting, cardiac muscle, fast twitch 1 sulfotransferase	cis	0.37	0.80	16	28539848	16	0.003	-4.55	No
rs4788084	Diabetes Mellitus-Type 1	SULT1A2	family, cytosolic, 1A, phenol-preferring, member 2	cis	0.37	0.80	16	28539848	16	0.006	-7.36	No
rs4788084	Diabetes Mellitus-Type 1	TUFM	Tu translation elongation factor, mitochondrial	cis	0.37	0.80	16	28539848	16	0.089	-107.87	No
rs4788084	Diabetes Mellitus-Type 1	APOB48R	apolipoprotein B48 receptor	cis	0.37	0.80	16	28539848	16	0.316	-434.43	Yes
rs4788084	Diabetes Mellitus-Type 1	STAT1	signal transducer and activator of transcription 1, 91kDa	trans	0.37	0.80	16	28539848	2	0.005	-6.04	Yes
rs4788084	Diabetes Mellitus-Type 1	GBP4	guanylate binding protein 4	trans	0.37	0.80	16	28539848	1	0.005	-6.92	Yes
rs5753037	Diabetes Mellitus-Type 1	UQCR10	ubiquinol-cytochrome c reductase, complex III subunit X	cis	0.38	0.98	22	30581722	22	0.005	-6.1	No
rs5753037	Diabetes Mellitus-Type 1	ASCC2	activating signal cointegrator 1 complex subunit 2	cis	0.38	0.98	22	30581722	22	0.004	-5.81	No
rs5753037	Diabetes Mellitus-Type 1	SEC14L3	SEC14-like 3 (<i>S. cerevisiae</i>)	cis	0.38	0.98	22	30581722	22	0.007	-8.5	No
rs61839660	Diabetes Mellitus-Type 1	RBM17	RNA binding motif protein 17	cis	0.10	0.96	10	6094697	10	0.004	-5.82	No
rs6679677	Diabetes Mellitus-Type 1	PTPN22	protein tyrosine phosphatase, non-receptor type 22 (lymphoid)	cis	0.09	1.00	1	114303808	1	0.014	-16.55	Yes

rs7221109	Diabetes Mellitus-Type 1	SMARCE1	SWI/SNF related, matrix associated, actin dependent regulator of chromatin, subfamily e, member 1	cis	0.40	1.00	17	38770286	17	0.033	-40.03	No
rs7221109	Diabetes Mellitus-Type 1	CCR7	chemokine (C-C motif) receptor 7	cis	0.40	1.00	17	38770286	17	0.004	-5.65	No
rs7528684	Diabetes Mellitus-Type 1	FCRL1	Fc receptor-like 1	cis	0.47	0.94	1	157670816	1	0.012	-14.6	No
rs7528684	Diabetes Mellitus-Type 1	FCRL3	Fc receptor-like 3	cis	0.47	0.94	1	157670816	1	0.118	-144.63	Yes
rs7528684	Diabetes Mellitus-Type 1	FCRL5	Fc receptor-like 5	cis	0.47	0.94	1	157670816	1	0.004	-5.18	Yes
rs763361	Diabetes Mellitus-Type 1	DOK6	docking protein 6	cis	0.49	1.00	18	67531642	18	0.077	-92.56	No
rs763361	Diabetes Mellitus-Type 1	CD226	CD226 molecule	cis	0.49	1.00	18	67531642	18	0.011	-13.38	Yes
rs7804356	Diabetes Mellitus-Type 1	HOXA2	homeobox A2	cis	0.25	1.00	7	26891665	7	0.037	-44.8	No
rs7804356	Diabetes Mellitus-Type 1	SKAP2	src kinase associated phosphoprotein 2	cis	0.25	1.00	7	26891665	7	0.052	-62.7	Yes
rs9267658	Diabetes Mellitus-Type 1	LY6G5B	lymphocyte antigen 6 complex, locus G5B	cis	0.13	0.99	6	31845985	6	0.005	-6.6	No
rs9267658	Diabetes Mellitus-Type 1	HLA-B	histocompatibility complex, class I, B major	cis	0.13	0.99	6	31845985	6	0.029	-34.77	No
rs9267658	Diabetes Mellitus-Type 1	HLA-DQB2	histocompatibility complex, class II, DQ beta 2	cis	0.13	0.99	6	31845985	6	0.01	-11.94	No
rs9267658	Diabetes Mellitus-Type 1	AGPAT1	1-acylglycerol-3-phosphate O-acyltransferase 1 (lysophosphatidic acid acyltransferase, alpha)	cis	0.13	0.99	6	31845985	6	0.005	-6.87	No

rs9267658	Diabetes Mellitus-Type 1	HLA-DQA2	major histocompatibility complex, class II, DQ alpha 2	cis	0.13	0.99	6	31845985	6	0.003	-4.53	No
rs9267658	Diabetes Mellitus-Type 1	TCF19	transcription factor 19	cis	0.13	0.99	6	31845985	6	0.004	-5.77	No
rs9267658	Diabetes Mellitus-Type 1	HLA-DRA	major histocompatibility complex, class II, DR alpha	cis	0.13	0.99	6	31845985	6	0.01	-11.99	No
rs9267658	Diabetes Mellitus-Type 1	DDAH2	dimethylarginine dimethylaminohydrolyase 2	cis	0.13	0.99	6	31845985	6	0.009	-11.71	No
rs9267658	Diabetes Mellitus-Type 1	C6orf10	chromosome 6 open reading frame 10	cis	0.13	0.99	6	31845985	6	0.005	-6.53	No
rs9267658	Diabetes Mellitus-Type 1	HSPA1B	heat shock 70kDa protein 1B	cis	0.13	0.99	6	31845985	6	0.006	-7.91	Yes
rs9267658	Diabetes Mellitus-Type 1	C4B	complement component 4B (Chido blood group)	cis	0.13	0.99	6	31845985	6	0.006	-7.97	No
rs9267658	Diabetes Mellitus-Type 1	BAT2	HLA-B associated transcript 2	cis	0.13	0.99	6	31845985	6	0.015	-17.72	No
rs9267658	Diabetes Mellitus-Type 1	LOC100510059	HLA class II histocompatibility antigen, DQ alpha 1 chain-like	cis	0.13	0.99	6	31845985	6	0.027	-32.04	No
rs9267658	Diabetes Mellitus-Type 1	SLC44A4	solute carrier family 44, member 4	cis	0.13	0.99	6	31845985	6	0.086	-103.98	No
rs9267658	Diabetes Mellitus-Type 1	HLA-DRB1	major histocompatibility complex, class II, DR beta 1	cis	0.13	0.99	6	31845985	6	0.175	-220.95	No
rs9267658	Diabetes Mellitus-Type 1	HLA-DRB5	major histocompatibility complex, class II, DR beta 5	cis	0.13	0.99	6	31845985	6	0.225	-292.5	No
rs9267658	Diabetes Mellitus-Type 1	SKIV2L	superkiller viralicidic activity 2-like (S. cerevisiae)	cis	0.13	0.99	6	31845985	6	0.003	-4.72	No
rs9267658	Diabetes Mellitus-Type 1	LY6G5C	lymphocyte antigen 6 complex, locus G5C	cis	0.13	0.99	6	31845985	6	0.004	-4.92	Yes

rs9267658	Diabetes Mellitus-Type 1	NCR3	natural cytotoxicity triggering receptor 3	cis	0.13	0.99	6	31845985	6	0.003	-4.53	No
rs9272346	Diabetes Mellitus-Type 1	C6orf10	chromosome 6 open reading frame 10	cis	0.40	0.96	6	32604372	6	0.003	-4.57	Yes
rs9272346	Diabetes Mellitus-Type 1	HLA-DRA	major histocompatibility complex, class II, DR alpha	cis	0.40	0.96	6	32604372	6	0.01	-12.53	No
rs9272346	Diabetes Mellitus-Type 1	HLA-DQA2	major histocompatibility complex, class II, DQ alpha 2	cis	0.40	0.96	6	32604372	6	0.006	-8.15	No
rs9272346	Diabetes Mellitus-Type 1	C4B	complement component 4B (Chido blood group)	cis	0.40	0.96	6	32604372	6	0.004	-5.56	No
rs9272346	Diabetes Mellitus-Type 1	HLA-DQB2	major histocompatibility complex, class II, DQ beta 2	cis	0.40	0.96	6	32604372	6	0.02	-23.72	No
rs9272346	Diabetes Mellitus-Type 1	HLA-DRB5	major histocompatibility complex, class II, DR beta 5	cis	0.40	0.96	6	32604372	6	0.131	-161.58	Yes
rs9272346	Diabetes Mellitus-Type 1	LOC100510059	HLA class II histocompatibility antigen, DQ alpha 1 chain-like	cis	0.40	0.96	6	32604372	6	0.194	-247.64	No
rs9272346	Diabetes Mellitus-Type 1	HLA-DRB1	major histocompatibility complex, class II, DR beta 1	cis	0.40	0.96	6	32604372	6	0.12	-146.81	Yes
rs9784758	Diabetes Mellitus-Type 1	TAP2	transporter 2, ATP-binding cassette, sub-family B (MDR/TAP)	cis	0.05	1.00	6	32788511	6	0.005	-6.44	Yes
rs9784758	Diabetes Mellitus-Type 1	HLA-DOB	major histocompatibility complex, class II, DO beta	cis	0.05	1.00	6	32788511	6	0.008	-10.36	Yes
rs9976767	Diabetes Mellitus-Type 1	TMPRSS3	transmembrane protease, serine 3	cis	0.44	1.00	21	43836390	21	0.006	-7.27	No

rs9976767	Diabetes Mellitus-Type 1	UBASH3A	ubiquitin associated and SH3 domain containing A	cis	0.44	1.00	21	43836390	21	0.004	-4.77	No
rs1048886	Diabetes Mellitus-Type 2	C6orf57	chromosome 6 open reading frame 57	cis	0.17	1.00	6	71289189	6	0.008	-10.12	No
rs1048886	Diabetes Mellitus-Type 2	SMAP1	small ArfGAP 1	cis	0.17	1.00	6	71289189	6	0.005	-5.97	No
rs1048886	Diabetes Mellitus-Type 2	FAM135A	family with sequence similarity 135, member A	cis	0.17	1.00	6	71289189	6	0.034	-40.24	Yes
rs10501320	Diabetes Mellitus-Type 2	MYBPC3	myosin binding protein C, cardiac	cis	0.28	0.90	11	47293799	11	0.003	-4.55	Yes
rs10501320	Diabetes Mellitus-Type 2	MADD	MAP-kinase activating death domain	cis	0.28	0.90	11	47293799	11	0.007	-9.35	Yes
rs10501320	Diabetes Mellitus-Type 2	MTCH2	mitochondrial carrier homolog 2 (C. elegans)	cis	0.28	0.90	11	47293799	11	0.003	-4.51	No
rs10838687	Diabetes Mellitus-Type 2	NR1H3	nuclear receptor subfamily 1, group H, member 3	cis	0.19	1.00	11	47312892	11	0.007	-8.78	Yes
rs10838687	Diabetes Mellitus-Type 2	ACP2	acid phosphatase 2, lysosomal	cis	0.19	1.00	11	47312892	11	0.019	-23.2	Yes
rs10838687	Diabetes Mellitus-Type 2	DDB2	damage-specific DNA binding protein 2, 48kDa	cis	0.19	1.00	11	47312892	11	0.016	-20	Yes
rs10838687	Diabetes Mellitus-Type 2	PTPRJ	protein tyrosine phosphatase, receptor type, J	cis	0.19	1.00	11	47312892	11	0.01	-12.21	No
rs10886471	Diabetes Mellitus-Type 2	GRK5	G protein-coupled receptor kinase 5	cis	0.47	0.90	10	121149403	10	0.005	-6	No
rs10906115	Diabetes Mellitus-Type 2	NUDT5	nudix (nucleoside diphosphate linked moiety X)-type motif 5	cis	0.39	1.00	10	12314997	10	0.007	-8.39	No
rs10906115	Diabetes Mellitus-Type 2	CDC123	cell division cycle 123 homolog (S. cerevisiae)	cis	0.39	1.00	10	12314997	10	0.003	-4.08	No
rs10906115	Diabetes Mellitus-Type 2	CAMK1D	calcium/calmodulin-dependent protein kinase ID	cis	0.39	1.00	10	12314997	10	0.018	-22.05	No

rs10906115	Diabetes Mellitus-Type 2	PROK1	prokineticin 1	trans	0.39	1.00	10	12314997	1	0.005	-6.07	No
rs1111875	Diabetes Mellitus-Type 2	KIF11	kinesin family member 11	cis	0.39	0.99	10	94462882	10	0.003	-4.59	No
rs1111875	Diabetes Mellitus-Type 2	HHEX	hematopoietically expressed homeobox	cis	0.39	0.99	10	94462882	10	0.005	-6.72	Yes
rs1111875	Diabetes Mellitus-Type 2	IVNS1ABP	influenza virus NS1A binding protein	trans	0.39	0.99	10	94462882	1	0.005	-6.35	No
rs11257655	Diabetes Mellitus-Type 2	CAMK1D	calcium/calmodulin-dependent protein kinase ID	cis	0.21	0.87	10	12307894	10	0.09	-108.76	No
rs11257655	Diabetes Mellitus-Type 2	CDC123	cell division cycle 123 homolog (S. cerevisiae)	cis	0.21	0.87	10	12307894	10	0.018	-21.57	No
rs11257655	Diabetes Mellitus-Type 2	NUDT5	nudix (nucleoside diphosphate linked moiety X)-type motif 5	cis	0.21	0.87	10	12307894	10	0.029	-35.16	No
rs11603334	Diabetes Mellitus-Type 2	STARD10	StAR-related lipid transfer (START) domain containing 10	cis	0.14	0.94	11	72432985	11	0.005	-6.87	No
rs11634397	Diabetes Mellitus-Type 2	FAH	fumarylacetoacetate hydrolase (fumarylacetoacetase)	cis	0.34	0.94	15	80432222	15	0.004	-5.39	Yes
rs12779790	Diabetes Mellitus-Type 2	CDC123	cell division cycle 123 homolog (S. cerevisiae)	cis	0.19	0.73	10	12328010	10	0.013	-16.45	No
rs12779790	Diabetes Mellitus-Type 2	NUDT5	nudix (nucleoside diphosphate linked moiety X)-type motif 5	cis	0.19	0.73	10	12328010	10	0.026	-30.91	No
rs12779790	Diabetes Mellitus-Type 2	CAMK1D	calcium/calmodulin-dependent protein kinase ID	cis	0.19	0.73	10	12328010	10	0.072	-87.13	No
rs1535500	Diabetes Mellitus-Type 2	KCNK17	potassium channel, subfamily K, member 17	cis	0.49	0.83	6	39284050	6	0.027	-32.32	Yes

rs1535500	Diabetes Mellitus-Type 2	GLP1R	glucagon-like peptide 1 receptor	cis	0.49	0.83	6	39284050	6	0.003	-4.31	Yes
rs1549318	Diabetes Mellitus-Type 2	UACA	uveal autoantigen with coiled-coil domains and ankyrin repeats	cis	0.38	0.89	15	71109147	15	0.008	-10.52	No
rs1552224	Diabetes Mellitus-Type 2	STARD10	StAR-related lipid transfer (START) domain containing 10	cis	0.14	0.94	11	72433098	11	0.005	-6.85	No
rs1802295	Diabetes Mellitus-Type 2	VPS26A	vacuolar protein sorting 26 homolog A (<i>S. pombe</i>)	cis	0.29	1.00	10	70931474	10	0.006	-8	Yes
rs1802295	Diabetes Mellitus-Type 2	SUPV3L1	suppressor of var1, 3-like 1 (<i>S. cerevisiae</i>)	cis	0.29	1.00	10	70931474	10	0.003	-4.68	No
rs1802295	Diabetes Mellitus-Type 2	HKDC1	hexokinase domain containing 1	cis	0.29	1.00	10	70931474	10	0.007	-8.74	Yes
rs2028299	Diabetes Mellitus-Type 2	ANPEP	alanyl (membrane) aminopeptidase	cis	0.28	0.85	15	90374257	15	0.029	-34.45	Yes
rs2028299	Diabetes Mellitus-Type 2	AP3S2	adaptor-related protein complex 3, sigma 2 subunit	cis	0.28	0.85	15	90374257	15	0.122	-149.32	Yes
rs2304256	Diabetes Mellitus-Type 2	TYK2	tyrosine kinase 2	cis	0.29	0.44	19	10475652	19	0.005	-6	No
rs3786897	Diabetes Mellitus-Type 2	PEPD	peptidase D	cis	0.40	0.95	19	33893008	19	0.003	-4.4	No
rs391300	Diabetes Mellitus-Type 2	SRR	serine racemase	cis	0.38	0.67	17	2216258	17	0.009	-11.63	Yes
rs4502156	Diabetes Mellitus-Type 2	VPS13C	vacuolar protein sorting 13 homolog C (<i>S. cerevisiae</i>)	cis	0.42	0.91	15	62383155	15	0.012	-15.15	No
rs4812829	Diabetes Mellitus-Type 2	C20orf111	chromosome 20 open reading frame 111	cis	0.16	1.00	20	42989267	20	0.036	-42.74	No
rs5015480	Diabetes Mellitus-Type 2	KIF11	kinesin family member 11	cis	0.40	1.00	10	94465559	10	0.003	-4.29	No
rs5015480	Diabetes Mellitus-Type 2	HHEX	hematopoietically expressed homeobox	cis	0.40	1.00	10	94465559	10	0.005	-6.81	Yes
rs515071	Diabetes Mellitus-Type 2	GOLGA7	golgin A7	cis	0.24	0.94	8	41519462	8	0.004	-4.8	No

rs5215	Diabetes Mellitus- Type 2	PIK3C2A	phosphoinositide-3- kinase, class 2, alpha polypeptide	cis	0.36	1.00	11	17408630	11	0.015	-18.62	No
rs5219	Diabetes Mellitus- Type 2	PIK3C2A	phosphoinositide-3- kinase, class 2, alpha polypeptide	cis	0.36	0.99	11	17409572	11	0.015	-18.63	No
rs6017317	Diabetes Mellitus- Type 2	C20orf111	chromosome 20 open reading frame 111	cis	0.16	0.94	20	42946966	20	0.035	-41.67	No
rs6467136	Diabetes Mellitus- Type 2	LRR4	leucine rich repeat containing 4	cis	0.49	1.00	7	127164958	7	0.006	-7.8	No
rs7172432	Diabetes Mellitus- Type 2	VPS13C	vacuolar protein sorting 13 homolog C (<i>S. cerevisiae</i>)	cis	0.41	0.98	15	62396389	15	0.01	-12.54	No
rs7178572	Diabetes Mellitus- Type 2	HMG20A	high-mobility group 20A	cis	0.29	0.99	15	77747190	15	0.004	-5.37	Yes
rs7178572	Diabetes Mellitus- Type 2	TSPAN3	tetraspanin 3	cis	0.29	0.99	15	77747190	15	0.027	-32.93	No
rs7305618	Diabetes Mellitus- Type 2	P2RX4	purinergic receptor P2X, ligand-gated ion channel, 4	cis	0.25	0.90	12	121402932	12	0.005	-6.91	No
rs7305618	Diabetes Mellitus- Type 2	C12orf43	chromosome 12 open reading frame 43	cis	0.25	0.90	12	121402932	12	0.004	-5.79	No
rs7305618	Diabetes Mellitus- Type 2	SPPL3	signal peptide peptidase 3	cis	0.25	0.90	12	121402932	12	0.004	-5.03	No
rs744479	Diabetes Mellitus- Type 2	ITPK1	inositol 1,3,4- triphosphate 5/6 kinase	cis	0.01	0.98	14	93561601	14	0.004	-5.89	No
rs7578597	Diabetes Mellitus- Type 2	PLEKHH2	pleckstrin homology domain containing, family H (with MyTH4 domain) member 2	cis	0.10	1.00	2	43732823	2	0.006	-7.24	No
rs7593730	Diabetes Mellitus- Type 2	RBMS1	RNA binding motif, single stranded interacting protein 1	cis	0.23	1.00	2	161171454	2	0.011	-14	No
rs7593730	Diabetes Mellitus- Type 2	RBMS1	RNA binding motif, single stranded interacting protein 1	cis	0.23	1.00	2	161171454	2	0.004	-5.71	No

rs7957197	Diabetes Mellitus-Type 2	P2RX4	purinergic receptor P2X, ligand-gated ion channel, 4	cis	0.20	0.96	12	121460686	12	0.009	-11	Yes
rs7957197	Diabetes Mellitus-Type 2	C12orf43	chromosome 12 open reading frame 43	cis	0.20	0.96	12	121460686	12	0.003	-4.14	No
rs8042680	Diabetes Mellitus-Type 2	VPS33B	vacuolar protein sorting 33 homolog B (yeast)	cis	0.32	0.99	15	91521337	15	0.004	-5.69	No
rs8042680	Diabetes Mellitus-Type 2	PRC1	protein regulator of cytokinesis 1	cis	0.32	0.99	15	91521337	15	0.015	-18.6	No
rs849134	Diabetes Mellitus-Type 2	JAZF1	JAZF zinc finger 1	cis	0.50	0.99	7	28196222	7	0.004	-5.76	No
rs864745	Diabetes Mellitus-Type 2	JAZF1	JAZF zinc finger 1	cis	0.50	1.00	7	28180556	7	0.004	-5.92	No
rs896854	Diabetes Mellitus-Type 2	TP53INP1	tumor protein p53 inducible nuclear protein 1	cis	0.48	0.99	8	95960511	8	0.015	-17.92	Yes
rs896854	Diabetes Mellitus-Type 2	PLEKHF2	pleckstrin homology domain containing, family F (with FYVE domain) member 2	cis	0.48	0.99	8	95960511	8	0.003	-4.36	No
rs9470794	Diabetes Mellitus-Type 2	MDGA1	MAM domain containing glycosylphosphatidylinositol anchor 1	cis	0.10	0.98	6	38106844	6	0.007	-9.38	No
rs9470794	Diabetes Mellitus-Type 2	ZFAND3	zinc finger, AN1-type domain 3	cis	0.10	0.98	6	38106844	6	0.008	-9.88	Yes
rs17376456	Diabetic Retinopathy	FAM172A	family with sequence similarity 172, member A	cis	0.13	1.00	5	93557702	5	0.003	-4.31	No
rs2038823	Diabetic Retinopathy	UGGT2	UDP-glucose glycoprotein glucosyltransferase 2	cis	0.12	1.00	13	96951433	13	0.039	-46.36	No
rs12413409	Intracranial Aneurysm	NT5C2	5'-nucleotidase, cytosolic II	cis	0.09	1.00	10	104719096	10	0.015	-18.84	Yes
rs12413409	Intracranial Aneurysm	AS3MT	arsenic (+3 oxidation state) methyltransferase	cis	0.09	1.00	10	104719096	10	0.004	-5.77	Yes

rs700651	Intracranial Aneurysm	RFTN2	raftlin family member 2	cis	0.30	0.99	2	198631714	2	0.005	-6.15	No
rs700651	Intracranial Aneurysm	SF3B1	splicing factor 3b, subunit 1, 155kDa	cis	0.30	0.99	2	198631714	2	0.016	-19.5	No
rs700651	Intracranial Aneurysm	MARS2	methionyl-tRNA synthetase 2, mitochondrial	cis	0.30	0.99	2	198631714	2	0.015	-18.81	Yes
rs700651	Intracranial Aneurysm	PLCL1	phospholipase C-like 1	cis	0.30	0.99	2	198631714	2	0.039	-46.6	No
rs700651	Intracranial Aneurysm	BOLL	bol, boule-like (Drosophila)	cis	0.30	0.99	2	198631714	2	0.003	-4.3	No
rs10484009	Lipoprotein-a	KCNK18	potassium channel, subfamily K, member 18	trans	0.01	0.86	14	89375249	10	0.005	-6.35	No
rs2057061	Lipoprotein-a	TAGAP	T-cell activation RhoGTPase activating protein	cis	0.38	1.00	6	159436594	6	0.003	-4.33	Yes
rs2057061	Lipoprotein-a	RSPH3	radial spoke 3 homolog (Chlamydomonas)	cis	0.38	1.00	6	159436594	6	0.004	-5.13	Yes
rs2155510	Lipoprotein-a	RPUSD2	RNA pseudouridylate synthase domain containing 2	trans	0.49	1.00	6	162994639	15	0.005	-6	No
rs7753051	Lipoprotein-a	SLC22A1	solute carrier family 22 (organic cation transporter), member 1	cis	0.25	0.80	6	160528057	6	0.053	-63.34	Yes
rs8191829	Lipoprotein-a	SLC22A1	solute carrier family 22 (organic cation transporter), member 1	cis	0.23	0.99	6	160479478	6	0.033	-39.3	Yes
rs9364496	Lipoprotein-a	ASB18	ankyrin repeat and SOCS box-containing 18	trans	0.27	1.00	6	159122084	2	0.007	-8.56	No
rs9384296	Lipoprotein-a	CLDN20	claudin 20	cis	0.14	0.99	6	155530844	6	0.011	-13.26	No
rs1051730	Smoking	CTSH	cathepsin H	cis	0.35	0.97	15	78894339	15	0.005	-6.69	No
rs1051730	Smoking	IREB2	iron-responsive element binding protein 2	cis	0.35	0.97	15	78894339	15	0.004	-4.87	Yes

rs1051730	Smoking	PSMA4	proteasome (prosome, macropain) subunit, alpha type, 4	cis	0.35	0.97	15	78894339	15	0.011	-13.34	Yes
rs1051730	Smoking	CHRNA5	cholinergic receptor, nicotinic, alpha 5	cis	0.35	0.97	15	78894339	15	0.042	-50.48	Yes
rs2036527	Smoking	CHRNA3	cholinergic receptor, nicotinic, alpha 3	cis	0.35	0.97	15	78851615	15	0.003	-4.25	No
rs2036527	Smoking	CTSH	cathepsin H	cis	0.35	0.97	15	78851615	15	0.004	-5.52	No
rs2036527	Smoking	PSMA4	proteasome (prosome, macropain) subunit, alpha type, 4	cis	0.35	0.97	15	78851615	15	0.011	-14.06	Yes
rs2036527	Smoking	IREB2	iron-responsive element binding protein 2	cis	0.35	0.97	15	78851615	15	0.003	-4.72	Yes
rs2036527	Smoking	CHRNA5	cholinergic receptor, nicotinic, alpha 5	cis	0.35	0.97	15	78851615	15	0.047	-56.67	Yes
rs3733829	Smoking	EGLN2	egl nine homolog 2 (C. elegans)	cis	0.36	0.93	19	41310571	19	0.024	-28.55	No
rs8102683	Smoking	C19orf54	chromosome 19 open reading frame 54	cis	0.26	0.88	19	41363765	19	0.008	-10.39	No
rs10096633	Triglycerides	LPL	lipoprotein lipase	cis	0.13	0.98	8	19830921	8	0.051	-61.4	Yes
rs10105606	Triglycerides	LPL	lipoprotein lipase	cis	0.33	0.97	8	19827848	8	0.018	-21.78	Yes
rs10401969	Triglycerides	GATAD2A	GATA zinc finger domain containing 2A	cis	0.07	0.71	19	19407718	19	0.006	-8.29	Yes
rs10503669	Triglycerides	LPL	lipoprotein lipase	cis	0.09	1.00	8	19847690	8	0.054	-64.16	Yes
rs10512017	Triglycerides	ANXA1	annexin A1	cis	0.01	0.89	9	75884239	9	0.003	-4.37	No
rs10512018	Triglycerides	ANXA1	annexin A1	cis	0.01	0.87	9	75894810	9	0.003	-4.4	No
rs10761731	Triglycerides	REEP3	receptor accessory protein 3	cis	0.41	0.96	10	65027610	10	0.008	-9.77	No
rs10761731	Triglycerides	ITGA2B	integrin, alpha 2b (platelet glycoprotein IIb of IIb/IIIa complex, antigen CD41)	trans	0.41	0.96	10	65027610	17	0.005	-6.62	No
rs10761731	Triglycerides	AQP10	aquaporin 10	trans	0.41	0.96	10	65027610	1	0.007	-8.54	No
rs10761731	Triglycerides	CLU	clusterin	trans	0.41	0.96	10	65027610	8	0.005	-6.57	No

rs10761731	Triglycerides	CXCL5	chemokine (C-X-C motif) ligand 5	trans	0.41	0.96	10	65027610	4	0.006	-7.84	No
rs10761731	Triglycerides	ITGB3	integrin, beta 3 (platelet glycoprotein IIIa, antigen CD61)	trans	0.41	0.96	10	65027610	17	0.006	-7.93	No
rs10889353	Triglycerides	ANGPTL3	angiopoietin-like 3	cis	0.33	1.00	1	63118196	1	0.006	-7.86	No
rs10889353	Triglycerides	USP1	ubiquitin specific peptidase 1	cis	0.33	1.00	1	63118196	1	0.004	-5.12	Yes
rs10889353	Triglycerides	DOCK7	dedicator of cytokinesis 7	cis	0.33	1.00	1	63118196	1	0.103	-125.58	No
rs11649653	Triglycerides	BCKDK	branched chain ketoacid dehydrogenase kinase	cis	0.41	0.99	16	30918487	16	0.004	-5.41	Yes
rs11649653	Triglycerides	ZNF646	zinc finger protein 646	cis	0.41	0.99	16	30918487	16	0.004	-5.43	No
rs11649653	Triglycerides	ITGAX	integrin, alpha X (complement component 3 receptor 4 subunit)	cis	0.41	0.99	16	30918487	16	0.009	-11.63	No
rs11649653	Triglycerides	STX4	syntaxin 4	cis	0.41	0.99	16	30918487	16	0.006	-8.3	Yes
rs1167998	Triglycerides	ANGPTL3	angiopoietin-like 3	cis	0.33	0.98	1	62931632	1	0.006	-7.72	No
rs1167998	Triglycerides	DOCK7	dedicator of cytokinesis 7	cis	0.33	0.98	1	62931632	1	0.101	-122.94	No
rs1167998	Triglycerides	USP1	ubiquitin specific peptidase 1	cis	0.33	0.98	1	62931632	1	0.004	-4.99	Yes
rs11776767	Triglycerides	FDFT1	farnesyl-diphosphate farnesyltransferase 1	cis	0.38	0.99	8	10683929	8	0.009	-11.03	No
rs1178979	Triglycerides	WBSCR22	Williams Beuren syndrome chromosome region 22	cis	0.19	0.99	7	72856430	7	0.005	-6.01	No
rs12130333	Triglycerides	DOCK7	dedicator of cytokinesis 7	cis	0.20	0.99	1	63191777	1	0.053	-63.67	No
rs12130333	Triglycerides	ANGPTL3	angiopoietin-like 3	cis	0.20	0.99	1	63191777	1	0.003	-4.49	No
rs12272004	Triglycerides	BUD13	BUD13 homolog (S. cerevisiae)	cis	0.07	0.97	11	116603724	11	0.006	-7.18	No

rs12286037	Triglycerides	BUD13	BUD13 homolog (<i>S. cerevisiae</i>)	cis	0.07	1.00	11	116652207	11	0.005	-6.94	No
rs1260326	Triglycerides	NRBP1	nuclear receptor binding protein 1	cis	0.45	0.95	2	27730940	2	0.005	-6.05	Yes
rs1260333	Triglycerides	SLC5A6	solute carrier family 5 (sodium-dependent vitamin transporter), member 6	cis	0.50	0.98	2	27748624	2	0.004	-4.86	No
rs1260333	Triglycerides	NRBP1	nuclear receptor binding protein 1	cis	0.50	0.98	2	27748624	2	0.004	-4.92	Yes
rs1260333	Triglycerides	KRTCAP3	keratinocyte associated protein 3	cis	0.50	0.98	2	27748624	2	0.003	-4.6	No
rs12678919	Triglycerides	LPL	lipoprotein lipase	cis	0.09	0.99	8	19844222	8	0.054	-65	Yes
rs1547789	Triglycerides	TLR5	toll-like receptor 5	cis	0.03	1.00	1	223532665	1	0.004	-5.39	No
rs1558861	Triglycerides	TAGLN	transgelin	cis	0.08	0.98	11	116607437	11	0.007	-9.47	No
rs1558861	Triglycerides	SIDT2	SID1 transmembrane family, member 2	cis	0.08	0.98	11	116607437	11	0.017	-20.7	No
rs16996148	Triglycerides	GATAD2A	GATA zinc finger domain containing 2A	cis	0.07	1.00	19	19658472	19	0.01	-12.43	Yes
rs17091905	Triglycerides	LPL	lipoprotein lipase	cis	0.12	1.00	8	19849757	8	0.047	-56.07	Yes
rs17216525	Triglycerides	GATAD2A	GATA zinc finger domain containing 2A	cis	0.07	0.98	19	19662220	19	0.01	-12.01	Yes
rs17410962	Triglycerides	LPL	lipoprotein lipase	cis	0.12	1.00	8	19848080	8	0.047	-56.49	Yes
rs174546	Triglycerides	C11orf10	chromosome 11 open reading frame 10	cis	0.33	1.00	11	61569830	11	0.09	-109.23	Yes
rs174546	Triglycerides	FADS2	fatty acid desaturase 2	cis	0.33	1.00	11	61569830	11	0.208	-267.94	Yes
rs174546	Triglycerides	LDLR	low density lipoprotein receptor	trans	0.33	1.00	11	61569830	19	0.005	-6.53	Yes
rs174546	Triglycerides	FADS1	fatty acid desaturase 1	cis	0.33	1.00	11	61569830	11	0.046	-55.07	No
rs174546	Triglycerides	SREBF2	sterol regulatory element binding transcription factor 2	trans	0.33	1.00	11	61569830	22	0.005	-7.03	No

rs174547	Triglycerides	SREBF2	sterol regulatory element binding transcription factor 2	trans	0.33	1.00	11	61570783	22	0.005	-7.05	No
rs174547	Triglycerides	FADS1	fatty acid desaturase 1	cis	0.33	1.00	11	61570783	11	0.046	-55.03	No
rs174547	Triglycerides	FADS2	fatty acid desaturase 2	cis	0.33	1.00	11	61570783	11	0.208	-267.85	Yes
rs174547	Triglycerides	C11orf10	chromosome 11 open reading frame 10	cis	0.33	1.00	11	61570783	11	0.09	-109.11	Yes
rs174547	Triglycerides	LDLR	low density lipoprotein receptor	trans	0.33	1.00	11	61570783	19	0.005	-6.53	Yes
rs174548	Triglycerides	LDLR	low density lipoprotein receptor	trans	0.30	1.00	11	61571348	19	0.005	-6.35	Yes
rs174548	Triglycerides	SREBF2	sterol regulatory element binding transcription factor 2	trans	0.30	1.00	11	61571348	22	0.005	-6.69	No
rs174548	Triglycerides	FADS2	fatty acid desaturase 2	cis	0.30	1.00	11	61571348	11	0.239	-313.75	Yes
rs174548	Triglycerides	FADS1	fatty acid desaturase 1	cis	0.30	1.00	11	61571348	11	0.053	-63.51	No
rs174548	Triglycerides	C11orf10	chromosome 11 open reading frame 10	cis	0.30	1.00	11	61571348	11	0.075	-89.92	Yes
rs174548	Triglycerides	FEN1	flap structure-specific endonuclease 1	cis	0.30	1.00	11	61571348	11	0.003	-4.03	Yes
rs1748195	Triglycerides	DOCK7	dedicator of cytokinesis 7	cis	0.33	1.00	1	63049593	1	0.102	-124.04	No
rs1748195	Triglycerides	ANGPTL3	angiopoietin-like 3	cis	0.33	1.00	1	63049593	1	0.006	-8.09	No
rs1748195	Triglycerides	USP1	ubiquitin specific peptidase 1	cis	0.33	1.00	1	63049593	1	0.004	-5.13	Yes
rs2075292	Triglycerides	SIDT2	SID1 transmembrane family, member 2	cis	0.11	0.94	11	116732512	11	0.131	-161.35	No
rs2075292	Triglycerides	TAGLN	transgelin	cis	0.11	0.94	11	116732512	11	0.056	-66.66	No
rs2075292	Triglycerides	PAFAH1B2	platelet-activating factor acetylhydrolase 1b, catalytic subunit 2 (30kDa)	cis	0.11	0.94	11	116732512	11	0.003	-4.46	No

rs2131925	Triglycerides	USP1	ubiquitin specific peptidase 1	cis	0.33	0.99	1	63025942	1	0.004	-5.14	Yes
rs2131925	Triglycerides	ANGPTL3	angiotensin-like 3	cis	0.33	0.99	1	63025942	1	0.006	-8.08	No
rs2131925	Triglycerides	DOCK7	dedicator of cytokinesis 7	cis	0.33	0.99	1	63025942	1	0.102	-124.16	No
rs2286276	Triglycerides	WBSCR22	Williams Beuren syndrome chromosome region 22	cis	0.27	1.00	7	72987354	7	0.004	-5.93	Yes
rs2412710	Triglycerides	ADAL	adenosine deaminase-like	cis	0.02	0.76	15	42683787	15	0.004	-5.81	No
rs2412710	Triglycerides	LCMT2	leucine carboxyl methyltransferase 2	cis	0.02	0.76	15	42683787	15	0.003	-4.44	No
rs25812	Triglycerides	PPIP5K2	diphosphoinositol pentakisphosphate kinase 2	cis	0.01	0.41	5	102373592	5	0.007	-8.43	No
rs28927680	Triglycerides	BUD13	BUD13 homolog (S. cerevisiae)	cis	0.07	1.00	11	116619073	11	0.006	-7.92	No
rs2929282	Triglycerides	ADAL	adenosine deaminase-like	cis	0.05	0.79	15	44245931	15	0.01	-12.36	No
rs2929282	Triglycerides	CATSPER2	cation channel, sperm associated 2	cis	0.05	0.79	15	44245931	15	0.003	-4.04	No
rs2929282	Triglycerides	LCMT2	leucine carboxyl methyltransferase 2	cis	0.05	0.79	15	44245931	15	0.005	-6.37	No
rs326	Triglycerides	LPL	lipoprotein lipase	cis	0.31	0.95	8	19819439	8	0.018	-22.33	No
rs328	Triglycerides	LPL	lipoprotein lipase	cis	0.10	1.00	8	19819724	8	0.058	-69.58	Yes
rs442177	Triglycerides	AFF1	AF4/FMR2 family, member 1	cis	0.39	0.99	4	88030261	4	0.004	-5.76	No
rs4442876	Triglycerides	KRT23	keratin 23 (histone deacetylase inducible)	cis	0.02	0.82	17	39192797	17	0.006	-8.15	No
rs4665972	Triglycerides	NRBP1	nuclear receptor binding protein 1	cis	0.45	0.78	2	27598097	2	0.006	-7.91	No
rs4765127	Triglycerides	CCDC92	coiled-coil domain containing 92	cis	0.35	1.00	12	124460167	12	0.01	-12.6	No
rs4765127	Triglycerides	SNRNP35	small nuclear ribonucleoprotein 35kDa (U11/U12)	cis	0.35	1.00	12	124460167	12	0.003	-4.11	No
rs4765127	Triglycerides	ZNF664	zinc finger protein 664	cis	0.35	1.00	12	124460167	12	0.01	-12.72	No

rs4938303	Triglycerides	TAGLN	transgelin	cis	0.28	0.97	11	116584987	11	0.008	-9.85	No
rs4938303	Triglycerides	BUD13	BUD13 homolog (<i>S. cerevisiae</i>)	cis	0.28	0.97	11	116584987	11	0.005	-6.69	No
rs4938303	Triglycerides	SIDT2	SID1 transmembrane family, member 2	cis	0.28	0.97	11	116584987	11	0.015	-18.51	No
rs4938303	Triglycerides	PCSK7	proprotein convertase subtilisin/kexin type 7	cis	0.28	0.97	11	116584987	11	0.004	-5.44	No
rs508487	Triglycerides	TAGLN	transgelin	cis	0.05	0.66	11	117075566	11	0.042	-50.62	Yes
rs508487	Triglycerides	SIDT2	SID1 transmembrane family, member 2	cis	0.05	0.66	11	117075566	11	0.099	-119.96	Yes
rs5756931	Triglycerides	TMEM184B	transmembrane protein 184B	cis	0.37	0.88	22	38546033	22	0.003	-4.3	No
rs5756931	Triglycerides	CSNK1E	casein kinase 1, epsilon	cis	0.37	0.88	22	38546033	22	0.004	-4.79	No
rs603446	Triglycerides	SIDT2	SID1 transmembrane family, member 2	cis	0.43	1.00	11	116654435	11	0.015	-17.82	No
rs603446	Triglycerides	BUD13	BUD13 homolog (<i>S. cerevisiae</i>)	cis	0.43	1.00	11	116654435	11	0.005	-6.65	No
rs603446	Triglycerides	TAGLN	transgelin	cis	0.43	1.00	11	116654435	11	0.008	-10.14	No
rs6065906	Triglycerides	PLTP	phospholipid transfer protein	cis	0.19	0.94	20	44554015	20	0.004	-5.06	No
rs629301	Triglycerides	GSTM3	glutathione S-transferase mu 3 (brain)	cis	0.22	0.93	1	109818306	1	0.005	-6.2	No
rs629301	Triglycerides	PSRC1	proline/serine-rich coiled-coil 1	cis	0.22	0.93	1	109818306	1	0.007	-8.4	No
rs629301	Triglycerides	GSTM4	glutathione S-transferase mu 4	cis	0.22	0.93	1	109818306	1	0.007	-8.47	No
rs645040	Triglycerides	PCCB	propionyl CoA carboxylase, beta polypeptide	cis	0.24	0.96	3	135926622	3	0.008	-9.75	No
rs651821	Triglycerides	SREBF2	sterol regulatory element binding transcription factor 2	trans	0.07	0.91	11	116662579	22	0.005	-6.19	No
rs651821	Triglycerides	TAGLN	transgelin	cis	0.07	0.91	11	116662579	11	0.011	-13.35	No
rs651821	Triglycerides	SIDT2	SID1 transmembrane family, member 2	cis	0.07	0.91	11	116662579	11	0.026	-31.19	No

rs6589566	Triglycerides	SIDT2	SID1 transmembrane family, member 2	cis	0.08	0.99	11	116652423	11	0.018	-22.02	No
rs6589566	Triglycerides	TAGLN	transgelin	cis	0.08	0.99	11	116652423	11	0.008	-9.64	No
rs6882076	Triglycerides	HAVCR1	hepatitis A virus cellular receptor 1	cis	0.37	0.99	5	156390297	5	0.006	-7.27	No
rs7350481	Triglycerides	TAGLN	transgelin	cis	0.08	0.95	11	116586283	11	0.006	-7.22	No
rs7350481	Triglycerides	SIDT2	SID1 transmembrane family, member 2	cis	0.08	0.95	11	116586283	11	0.012	-14.74	No
rs7396835	Triglycerides	TAGLN	transgelin	cis	0.13	1.00	11	116684028	11	0.033	-39.31	No
rs7396835	Triglycerides	SIDT2	SID1 transmembrane family, member 2	cis	0.13	1.00	11	116684028	11	0.092	-111.5	No
rs7679	Triglycerides	PLTP	phospholipid transfer protein	cis	0.19	1.00	20	44576502	20	0.003	-4.63	No
rs780094	Triglycerides	NRBP1	nuclear receptor binding protein 1	cis	0.44	1.00	2	27741237	2	0.004	-5.24	Yes
rs7819412	Triglycerides	XKR6	XK, Kell blood group complex subunit-related family, member 6	cis	0.48	1.00	8	11045161	8	0.009	-10.91	No
rs7819412	Triglycerides	FDFT1	farnesyl-diphosphate farnesyltransferase 1	cis	0.48	1.00	8	11045161	8	0.042	-49.78	No
rs7819412	Triglycerides	MTMR9	myotubularin related protein 9	cis	0.48	1.00	8	11045161	8	0.004	-5.34	Yes
rs7819412	Triglycerides	BLK	B lymphoid tyrosine kinase	cis	0.48	1.00	8	11045161	8	0.01	-12.67	No
rs964184	Triglycerides	TAGLN	transgelin	cis	0.14	0.99	11	116648917	11	0.004	-5.3	No
rs964184	Triglycerides	SIDT2	SID1 transmembrane family, member 2	cis	0.14	0.99	11	116648917	11	0.008	-10.27	No
rs964184	Triglycerides	YPEL5	yippee-like 5 (Drosophila)	trans	0.14	0.99	11	116648917	2	0.006	-7.21	No
rs964184	Triglycerides	TMEM165	transmembrane protein 165	trans	0.14	0.99	11	116648917	4	0.005	-6.11	No
rs964184	Triglycerides	PPM1B	protein phosphatase, Mg2+/Mn2+ dependent, 1B	trans	0.14	0.99	11	116648917	2	0.005	-6.65	No
rs964184	Triglycerides	BUD13	BUD13 homolog (S. cerevisiae)	cis	0.14	0.99	11	116648917	11	0.004	-5.2	No

rs964184	Triglycerides	OBFC2A	oligonucleotide/oligosaccharide-binding fold containing 2A	trans	0.14	0.99	11	116648917	2	0.005	-6.61	No
rs964184	Triglycerides	PCSK7	proprotein convertase subtilisin/kexin type 7	cis	0.14	0.99	11	116648917	11	0.004	-5.15	No
rs1018827	Venous Thrombosis	ATP1B1	ATPase, Na ⁺ /K ⁺ transporting, beta 1 polypeptide	cis	0.07	0.91	1	169514006	1	0.005	-6.18	No
rs1018827	Venous Thrombosis	SLC19A2	solute carrier family 19 (thiamine transporter), member 2	cis	0.07	0.91	1	169514006	1	0.012	-15.32	No
rs16861990	Venous Thrombosis	ATP1B1	ATPase, Na ⁺ /K ⁺ transporting, beta 1 polypeptide	cis	0.07	0.93	1	169135127	1	0.004	-5.68	No
rs2519093	Venous Thrombosis	ABO	ABO blood group (transferase A, alpha 1-3-N-acetylgalactosaminyltransferase; transferase B, alpha 1-3-galactosyltransferase)	cis	0.18	0.87	9	136141870	9	0.006	-7.3	No
rs3756008	Venous Thrombosis	KLKB1	kallikrein B, plasma (Fletcher factor) 1	cis	0.40	1.00	4	187185385	4	0.004	-5.5	No
rs3756008	Venous Thrombosis	TLR3	toll-like receptor 3	cis	0.40	1.00	4	187185385	4	0.003	-4.63	No
rs4253399	Venous Thrombosis	KLKB1	kallikrein B, plasma (Fletcher factor) 1	cis	0.38	0.97	4	187188094	4	0.004	-5.57	No
rs4253399	Venous Thrombosis	TLR3	toll-like receptor 3	cis	0.38	0.97	4	187188094	4	0.004	-4.76	No

rs495828	Venous Thrombosis	ABO	ABO blood group (transferase A, alpha 1-3-N-acetylgalactosaminyltransferase; transferase B, alpha 1-3-galactosyltransferase)	cis	0.21	0.86	9	136154867	9	0.007	-8.58	No
rs505922	Venous Thrombosis	ABO	ABO blood group (transferase A, alpha 1-3-N-acetylgalactosaminyltransferase; transferase B, alpha 1-3-galactosyltransferase)	cis	0.32	0.94	9	136149229	9	0.003	-4.03	No
rs6025	Venous Thrombosis	SLC19A2	solute carrier family 19 (thiamine transporter), member 2	cis	0.03	0.76	1	169519049	1	0.006	-7.4	No
rs6025	Venous Thrombosis	ATP1B1	ATPase, Na ⁺ /K ⁺ transporting, beta 1 polypeptide	cis	0.03	0.76	1	169519049	1	0.004	-5.53	No
rs6427196	Venous Thrombosis	SLC19A2	solute carrier family 19 (thiamine transporter), member 2	cis	0.07	1.00	1	169481223	1	0.014	-17.02	No
rs6427196	Venous Thrombosis	ATP1B1	ATPase, Na ⁺ /K ⁺ transporting, beta 1 polypeptide	cis	0.07	1.00	1	169481223	1	0.005	-6.15	No
rs6536024	Venous Thrombosis	PLRG1	pleiotropic regulator 1 (PRL1 homolog, Arabidopsis)	cis	0.50	0.80	4	155543369	4	0.003	-4.3	No

rs687621	Venous Thrombosis	ABO	ABO blood group (transferase A, alpha 1- 3-N- acetylgalactosaminyltr ansferase; transferase B, alpha 1-3- galactosyltransferase)	cis	0.33	0.99	9	136137065	9	0.003	-4.05	No
----------	----------------------	-----	--	-----	------	------	---	-----------	---	-------	-------	----

Supplementary Table 5. CVD proxy eQTLs

Proxy	SNP	mesh_term	Proxy-RSquared	Expressed.gene.associated.with.the.Proxy.SNP.but.not.original.CVD.SNPs	Proxy_Chr	Proxy_Pos_hg19	eQTL-RSq	log10P	IsValidated.in.Blood.eQTL.Browser
rs10166544	rs4665058	Death- Sudden-Cardiac	1	WDSUB1	2	160140799	0.003	-4.36	Yes
rs10166544	rs2241023	Cholesterol- HDL	1	WDSUB1	2	160140799	0.003	-4.36	Yes
rs10189317	rs2241023	Cholesterol- HDL	1	WDSUB1	2	160123107	0.003	-4.39	Yes
rs10189317	rs4665058	Death- Sudden-Cardiac	1	WDSUB1	2	160123107	0.003	-4.39	Yes
rs10194090	rs4665058	Death- Sudden-Cardiac	1	WDSUB1	2	160110579	0.003	-4.38	Yes
rs10194090	rs2241023	Cholesterol- HDL	1	WDSUB1	2	160110579	0.003	-4.38	Yes
rs10196279	rs2241023	Cholesterol- HDL	1	WDSUB1	2	160116291	0.003	-4.39	Yes
rs10196279	rs4665058	Death- Sudden-Cardiac	1	WDSUB1	2	160116291	0.003	-4.39	Yes
rs11101494	rs10491034	Blood Pressure	1	WDFY4	10	50006394	0.024	-29.06	No
rs11101494	rs10491034	Blood Pressure	1	WDFY4	10	50006394	0.012	-15.33	Yes
rs11101494	rs10491034	Blood Pressure	1	LRRC18	10	50006394	0.006	-7.48	Yes
rs112859536	rs2169445	Cholesterol- HDL	1	RCBTB1	13	51020378	0.003	-4.11	No
rs117679216	rs2169445	Cholesterol- HDL	1	RCBTB1	13	51017430	0.003	-4.09	No
rs11884259	rs2241023	Cholesterol- HDL	1	WDSUB1	2	160089928	0.003	-4.27	Yes
rs11884259	rs4665058	Death- Sudden-Cardiac	1	WDSUB1	2	160089928	0.003	-4.27	Yes
rs11903934	rs2241023	Cholesterol- HDL	1	WDSUB1	2	160122538	0.003	-4.39	Yes
rs11903934	rs4665058	Death- Sudden-Cardiac	1	WDSUB1	2	160122538	0.003	-4.39	Yes
rs12325113	rs7498665	Body Mass Index	1	APOB48R	16	28848668	0.259	-344.16	Yes
rs12325113	rs7498665	Body Mass Index	1	CCDC101	16	28848668	0.008	-9.69	Yes
rs12325113	rs7498665	Body Mass Index	1	SULT1A1	16	28848668	0.006	-7.42	Yes
rs12325113	rs7498665	Body Mass Index	1	ATXN2L	16	28848668	0.003	-4.54	Yes
rs12325113	rs7498665	Body Mass Index	1	SULT1A2	16	28848668	0.005	-5.95	Yes
rs12325113	rs7498665	Body Mass Index	1	TUFM	16	28848668	0.117	-144.03	Yes
rs12325113	rs7498665	Body Mass Index	1	SPNS1	16	28848668	0.012	-14.36	Yes
rs12443881	rs7498665	Body Mass Index	1	SULT1A2	16	28841777	0.005	-5.98	Yes
rs12443881	rs7498665	Body Mass Index	1	ATXN2L	16	28841777	0.003	-4.54	Yes

rs12443881	rs7498665	Body Mass Index	1	CCDC101	16	28841777	0.008	-9.87	Yes
rs12443881	rs7498665	Body Mass Index	1	SPNS1	16	28841777	0.012	-14.39	Yes
rs12443881	rs7498665	Body Mass Index	1	SULT1A1	16	28841777	0.006	-7.47	Yes
rs12443881	rs7498665	Body Mass Index	1	TUFM	16	28841777	0.117	-143.9	Yes
rs12443881	rs7498665	Body Mass Index	1	APOB48R	16	28841777	0.259	-343.52	Yes
rs12444171	rs7498665	Body Mass Index	1	ATXN2L	16	28845251	0.003	-4.53	Yes
rs12444171	rs7498665	Body Mass Index	1	ATP2A1	16	28845251	0.003	-4.03	Yes
rs12444171	rs7498665	Body Mass Index	1	SPNS1	16	28845251	0.012	-14.25	Yes
rs12444171	rs7498665	Body Mass Index	1	CCDC101	16	28845251	0.007	-9.21	Yes
rs12444171	rs7498665	Body Mass Index	1	LAT	16	28845251	0.003	-4.17	Yes
rs12444171	rs7498665	Body Mass Index	1	TUFM	16	28845251	0.118	-144.42	Yes
rs12444171	rs7498665	Body Mass Index	1	SULT1A1	16	28845251	0.006	-7.28	Yes
rs12444171	rs7498665	Body Mass Index	1	SULT1A2	16	28845251	0.004	-5.93	Yes
rs12444171	rs7498665	Body Mass Index	1	APOB48R	16	28845251	0.26	-345.16	Yes
rs13395766	rs4665058	Death- Sudden-Cardiac	1	WDSUB1	2	160114186	0.003	-4.39	Yes
rs13395766	rs2241023	Cholesterol- HDL	1	WDSUB1	2	160114186	0.003	-4.39	Yes
rs13407368	rs4665058	Death- Sudden-Cardiac	1	WDSUB1	2	160105007	0.003	-4.39	Yes
rs13407368	rs2241023	Cholesterol- HDL	1	WDSUB1	2	160105007	0.003	-4.39	Yes
rs13408724	rs2241023	Cholesterol- HDL	1	WDSUB1	2	160092891	0.003	-4.69	Yes
rs13408724	rs4665058	Death- Sudden-Cardiac	1	WDSUB1	2	160092891	0.003	-4.69	Yes
rs13429638	rs2241023	Cholesterol- HDL	1	WDSUB1	2	160095145	0.003	-4.28	Yes
rs13429638	rs4665058	Death- Sudden-Cardiac	1	WDSUB1	2	160095145	0.003	-4.28	Yes
rs13431025	rs2241023	Cholesterol- HDL	1	WDSUB1	2	160092405	0.003	-4.38	Yes
rs13431025	rs4665058	Death- Sudden-Cardiac	1	WDSUB1	2	160092405	0.003	-4.38	Yes
rs17604773	rs2241023	Cholesterol- HDL	1	WDSUB1	2	160109363	0.003	-4.39	Yes
rs17604773	rs4665058	Death- Sudden-Cardiac	1	WDSUB1	2	160109363	0.003	-4.39	Yes
rs1987472	rs7498665	Body Mass Index	1	CCDC101	16	28825777	0.007	-9.38	Yes
rs1987472	rs7498665	Body Mass Index	1	SULT1A2	16	28825777	0.005	-5.95	Yes
rs1987472	rs7498665	Body Mass Index	1	TUFM	16	28825777	0.118	-144.36	Yes
rs1987472	rs7498665	Body Mass Index	1	ATXN2L	16	28825777	0.003	-4.53	Yes

rs1987472	rs7498665	Body Mass Index	1	LAT	16	28825777	0.003	-4.07	Yes
rs1987472	rs7498665	Body Mass Index	1	ATP2A1	16	28825777	0.003	-4.01	Yes
rs1987472	rs7498665	Body Mass Index	1	SULT1A1	16	28825777	0.006	-7.34	Yes
rs1987472	rs7498665	Body Mass Index	1	APOB48R	16	28825777	0.26	-344.89	Yes
rs1987472	rs7498665	Body Mass Index	1	SPNS1	16	28825777	0.012	-14.28	Yes
rs2008514	rs7498665	Body Mass Index	1	APOB48R	16	28825605	0.26	-344.84	Yes
rs2008514	rs7498665	Body Mass Index	1	TUFM	16	28825605	0.118	-144.35	Yes
rs2008514	rs7498665	Body Mass Index	1	SULT1A1	16	28825605	0.006	-7.35	Yes
rs2008514	rs7498665	Body Mass Index	1	CCDC101	16	28825605	0.007	-9.4	Yes
rs2008514	rs7498665	Body Mass Index	1	SPNS1	16	28825605	0.012	-14.29	Yes
rs2008514	rs7498665	Body Mass Index	1	ATXN2L	16	28825605	0.003	-4.53	Yes
rs2008514	rs7498665	Body Mass Index	1	SULT1A2	16	28825605	0.005	-5.96	Yes
rs2008514	rs7498665	Body Mass Index	1	ATP2A1	16	28825605	0.003	-4.01	Yes
rs2008514	rs7498665	Body Mass Index	1	LAT	16	28825605	0.003	-4.06	Yes
rs28403629	rs7498665	Body Mass Index	1	ATP2A1	16	28854769	0.003	-4.03	Yes
rs28403629	rs7498665	Body Mass Index	1	SULT1A1	16	28854769	0.006	-7.24	Yes
rs28403629	rs7498665	Body Mass Index	1	ATXN2L	16	28854769	0.003	-4.52	Yes
rs28403629	rs7498665	Body Mass Index	1	SULT1A2	16	28854769	0.004	-5.91	Yes
rs28403629	rs7498665	Body Mass Index	1	APOB48R	16	28854769	0.26	-345.42	Yes
rs28403629	rs7498665	Body Mass Index	1	CCDC101	16	28854769	0.007	-9.05	Yes
rs28403629	rs7498665	Body Mass Index	1	SPNS1	16	28854769	0.012	-14.21	Yes
rs28403629	rs7498665	Body Mass Index	1	TUFM	16	28854769	0.118	-144.47	Yes
rs28403629	rs7498665	Body Mass Index	1	LAT	16	28854769	0.003	-4.26	Yes
rs3088215	rs7498665	Body Mass Index	1	LAT	16	28853996	0.003	-4.25	Yes
rs3088215	rs7498665	Body Mass Index	1	TUFM	16	28853996	0.118	-144.46	Yes
rs3088215	rs7498665	Body Mass Index	1	SPNS1	16	28853996	0.012	-14.22	Yes
rs3088215	rs7498665	Body Mass Index	1	SULT1A2	16	28853996	0.004	-5.91	Yes
rs3088215	rs7498665	Body Mass Index	1	APOB48R	16	28853996	0.26	-345.39	Yes
rs3088215	rs7498665	Body Mass Index	1	ATP2A1	16	28853996	0.003	-4.03	Yes
rs3088215	rs7498665	Body Mass Index	1	CCDC101	16	28853996	0.007	-9.07	Yes
rs3088215	rs7498665	Body Mass Index	1	SULT1A1	16	28853996	0.006	-7.24	Yes
rs3088215	rs7498665	Body Mass Index	1	ATXN2L	16	28853996	0.003	-4.52	Yes
rs3796104	rs4665058	Death- Sudden- Cardiac	1	WDSUB1	2	160117045	0.003	-4.39	Yes

rs3796104	rs2241023	Cholesterol- HDL	1	WDSUB1	2	160117045	0.003	-4.39	Yes
rs3815475	rs4665058	Death- Sudden-Cardiac	1	WDSUB1	2	160114315	0.003	-4.39	Yes
rs3815475	rs2241023	Cholesterol- HDL	1	WDSUB1	2	160114315	0.003	-4.39	Yes
rs4451951	rs7498665	Body Mass Index	1	SPNS1	16	28836205	0.012	-14.28	Yes
rs4451951	rs7498665	Body Mass Index	1	TUFM	16	28836205	0.118	-144.33	Yes
rs4451951	rs7498665	Body Mass Index	1	ATXN2L	16	28836205	0.003	-4.53	Yes
rs4451951	rs7498665	Body Mass Index	1	SULT1A2	16	28836205	0.005	-5.96	Yes
rs4451951	rs7498665	Body Mass Index	1	APOB48R	16	28836205	0.26	-344.77	Yes
rs4451951	rs7498665	Body Mass Index	1	SULT1A1	16	28836205	0.006	-7.34	Yes
rs4451951	rs7498665	Body Mass Index	1	ATP2A1	16	28836205	0.003	-4.01	Yes
rs4451951	rs7498665	Body Mass Index	1	LAT	16	28836205	0.003	-4.07	Yes
rs4451951	rs7498665	Body Mass Index	1	CCDC101	16	28836205	0.007	-9.38	Yes
rs4788095	rs7498665	Body Mass Index	1	SULT1A2	16	28831359	0.005	-5.95	Yes
rs4788095	rs7498665	Body Mass Index	1	LAT	16	28831359	0.003	-4.07	Yes
rs4788095	rs7498665	Body Mass Index	1	CCDC101	16	28831359	0.007	-9.38	Yes
rs4788095	rs7498665	Body Mass Index	1	TUFM	16	28831359	0.118	-144.34	Yes
rs4788095	rs7498665	Body Mass Index	1	SULT1A1	16	28831359	0.006	-7.34	Yes
rs4788095	rs7498665	Body Mass Index	1	SPNS1	16	28831359	0.012	-14.28	Yes
rs4788095	rs7498665	Body Mass Index	1	APOB48R	16	28831359	0.26	-344.81	Yes
rs4788095	rs7498665	Body Mass Index	1	ATXN2L	16	28831359	0.003	-4.53	Yes
rs4788095	rs7498665	Body Mass Index	1	ATP2A1	16	28831359	0.003	-4.02	Yes
rs4788099	rs7498665	Body Mass Index	1	LAT	16	28855727	0.003	-4.28	Yes
rs4788099	rs7498665	Body Mass Index	1	CCDC101	16	28855727	0.007	-9.02	Yes
rs4788099	rs7498665	Body Mass Index	1	SULT1A1	16	28855727	0.006	-7.23	Yes
rs4788099	rs7498665	Body Mass Index	1	ATXN2L	16	28855727	0.003	-4.52	Yes
rs4788099	rs7498665	Body Mass Index	1	TUFM	16	28855727	0.118	-144.46	Yes
rs4788099	rs7498665	Body Mass Index	1	ATP2A1	16	28855727	0.003	-4.04	Yes
rs4788099	rs7498665	Body Mass Index	1	SULT1A2	16	28855727	0.004	-5.91	Yes
rs4788099	rs7498665	Body Mass Index	1	APOB48R	16	28855727	0.26	-345.47	Yes
rs4788099	rs7498665	Body Mass Index	1	SPNS1	16	28855727	0.012	-14.2	Yes
rs55719896	rs7498665	Body Mass Index	1	ATXN2L	16	28846866	0.003	-4.53	Yes
rs55719896	rs7498665	Body Mass Index	1	SPNS1	16	28846866	0.012	-14.25	Yes
rs55719896	rs7498665	Body Mass Index	1	TUFM	16	28846866	0.118	-144.44	Yes

rs55719896	rs7498665	Body Mass Index	1	ATP2A1	16	28846866	0.003	-4.03	Yes
rs55719896	rs7498665	Body Mass Index	1	SULT1A2	16	28846866	0.004	-5.93	Yes
rs55719896	rs7498665	Body Mass Index	1	APOB48R	16	28846866	0.26	-345.19	Yes
rs55719896	rs7498665	Body Mass Index	1	CCDC101	16	28846866	0.007	-9.17	Yes
rs55719896	rs7498665	Body Mass Index	1	SULT1A1	16	28846866	0.006	-7.28	Yes
rs55719896	rs7498665	Body Mass Index	1	LAT	16	28846866	0.003	-4.19	Yes
rs55830740	rs7498665	Body Mass Index	1	SPNS1	16	28847149	0.012	-14.24	Yes
rs55830740	rs7498665	Body Mass Index	1	ATXN2L	16	28847149	0.003	-4.53	Yes
rs55830740	rs7498665	Body Mass Index	1	CCDC101	16	28847149	0.007	-9.17	Yes
rs55830740	rs7498665	Body Mass Index	1	LAT	16	28847149	0.003	-4.19	Yes
rs55830740	rs7498665	Body Mass Index	1	SULT1A2	16	28847149	0.004	-5.93	Yes
rs55830740	rs7498665	Body Mass Index	1	ATP2A1	16	28847149	0.003	-4.03	Yes
rs55830740	rs7498665	Body Mass Index	1	TUFM	16	28847149	0.118	-144.42	Yes
rs55830740	rs7498665	Body Mass Index	1	SULT1A1	16	28847149	0.006	-7.27	Yes
rs55830740	rs7498665	Body Mass Index	1	APOB48R	16	28847149	0.26	-345.21	Yes
rs55991577	rs7498665	Body Mass Index	1	ATP2A1	16	28843025	0.003	-4.02	Yes
rs55991577	rs7498665	Body Mass Index	1	SPNS1	16	28843025	0.012	-14.27	Yes
rs55991577	rs7498665	Body Mass Index	1	APOB48R	16	28843025	0.26	-344.95	Yes
rs55991577	rs7498665	Body Mass Index	1	SULT1A1	16	28843025	0.006	-7.31	Yes
rs55991577	rs7498665	Body Mass Index	1	SULT1A2	16	28843025	0.004	-5.94	Yes
rs55991577	rs7498665	Body Mass Index	1	CCDC101	16	28843025	0.007	-9.29	Yes
rs55991577	rs7498665	Body Mass Index	1	LAT	16	28843025	0.003	-4.12	Yes
rs55991577	rs7498665	Body Mass Index	1	ATXN2L	16	28843025	0.003	-4.53	Yes
rs55991577	rs7498665	Body Mass Index	1	TUFM	16	28843025	0.118	-144.38	Yes
rs56358680	rs7498665	Body Mass Index	1	SULT1A2	16	28843118	0.004	-5.94	Yes
rs56358680	rs7498665	Body Mass Index	1	CCDC101	16	28843118	0.007	-9.27	Yes
rs56358680	rs7498665	Body Mass Index	1	SPNS1	16	28843118	0.012	-14.26	Yes
rs56358680	rs7498665	Body Mass Index	1	ATP2A1	16	28843118	0.003	-4.02	Yes
rs56358680	rs7498665	Body Mass Index	1	APOB48R	16	28843118	0.26	-345.01	Yes
rs56358680	rs7498665	Body Mass Index	1	TUFM	16	28843118	0.118	-144.39	Yes
rs56358680	rs7498665	Body Mass Index	1	SULT1A1	16	28843118	0.006	-7.3	Yes
rs56358680	rs7498665	Body Mass Index	1	ATXN2L	16	28843118	0.003	-4.53	Yes
rs56358680	rs7498665	Body Mass Index	1	LAT	16	28843118	0.003	-4.13	Yes
rs56404918	rs7498665	Body Mass Index	1	TUFM	16	28846840	0.118	-144.43	Yes

rs56404918	rs7498665	Body Mass Index	1	SPNS1	16	28846840	0.012	-14.24	Yes
rs56404918	rs7498665	Body Mass Index	1	ATXN2L	16	28846840	0.003	-4.52	Yes
rs56404918	rs7498665	Body Mass Index	1	ATP2A1	16	28846840	0.003	-4.03	Yes
rs56404918	rs7498665	Body Mass Index	1	SULT1A2	16	28846840	0.004	-5.93	Yes
rs56404918	rs7498665	Body Mass Index	1	CCDC101	16	28846840	0.007	-9.17	Yes
rs56404918	rs7498665	Body Mass Index	1	SULT1A1	16	28846840	0.006	-7.28	Yes
rs56404918	rs7498665	Body Mass Index	1	APOB48R	16	28846840	0.26	-345.18	Yes
rs56404918	rs7498665	Body Mass Index	1	LAT	16	28846840	0.003	-4.19	Yes
rs61737565	rs7498665	Body Mass Index	1	LAT	16	28855522	0.003	-4.27	Yes
rs61737565	rs7498665	Body Mass Index	1	ATXN2L	16	28855522	0.003	-4.52	Yes
rs61737565	rs7498665	Body Mass Index	1	SULT1A1	16	28855522	0.006	-7.23	Yes
rs61737565	rs7498665	Body Mass Index	1	ATP2A1	16	28855522	0.003	-4.04	Yes
rs61737565	rs7498665	Body Mass Index	1	APOB48R	16	28855522	0.26	-345.45	Yes
rs61737565	rs7498665	Body Mass Index	1	CCDC101	16	28855522	0.007	-9.03	Yes
rs61737565	rs7498665	Body Mass Index	1	SPNS1	16	28855522	0.012	-14.21	Yes
rs61737565	rs7498665	Body Mass Index	1	SULT1A2	16	28855522	0.004	-5.91	Yes
rs61737565	rs7498665	Body Mass Index	1	TUFM	16	28855522	0.118	-144.47	Yes
rs62036616	rs7498665	Body Mass Index	1	SULT1A1	16	28826307	0.006	-7.48	Yes
rs62036616	rs7498665	Body Mass Index	1	ATXN2L	16	28826307	0.003	-4.54	Yes
rs62036616	rs7498665	Body Mass Index	1	TUFM	16	28826307	0.117	-143.9	Yes
rs62036616	rs7498665	Body Mass Index	1	SULT1A2	16	28826307	0.005	-5.98	Yes
rs62036616	rs7498665	Body Mass Index	1	SPNS1	16	28826307	0.012	-14.38	Yes
rs62036616	rs7498665	Body Mass Index	1	APOB48R	16	28826307	0.259	-343.67	Yes
rs62036616	rs7498665	Body Mass Index	1	CCDC101	16	28826307	0.008	-9.87	Yes
rs62036617	rs7498665	Body Mass Index	1	LAT	16	28827498	0.003	-4.07	Yes
rs62036617	rs7498665	Body Mass Index	1	ATP2A1	16	28827498	0.003	-4.01	Yes
rs62036617	rs7498665	Body Mass Index	1	SULT1A1	16	28827498	0.006	-7.34	Yes
rs62036617	rs7498665	Body Mass Index	1	SULT1A2	16	28827498	0.005	-5.95	Yes
rs62036617	rs7498665	Body Mass Index	1	ATXN2L	16	28827498	0.003	-4.53	Yes
rs62036617	rs7498665	Body Mass Index	1	SPNS1	16	28827498	0.012	-14.28	Yes
rs62036617	rs7498665	Body Mass Index	1	CCDC101	16	28827498	0.007	-9.37	Yes
rs62036617	rs7498665	Body Mass Index	1	APOB48R	16	28827498	0.26	-344.88	Yes
rs62036617	rs7498665	Body Mass Index	1	TUFM	16	28827498	0.118	-144.36	Yes
rs62036620	rs7498665	Body Mass Index	1	TUFM	16	28833097	0.118	-144.35	Yes

rs62036620	rs7498665	Body Mass Index	1	ATXN2L	16	28833097	0.003	-4.53	Yes
rs62036620	rs7498665	Body Mass Index	1	CCDC101	16	28833097	0.007	-9.37	Yes
rs62036620	rs7498665	Body Mass Index	1	APOB48R	16	28833097	0.26	-344.8	Yes
rs62036620	rs7498665	Body Mass Index	1	LAT	16	28833097	0.003	-4.07	Yes
rs62036620	rs7498665	Body Mass Index	1	SULT1A2	16	28833097	0.005	-5.95	Yes
rs62036620	rs7498665	Body Mass Index	1	ATP2A1	16	28833097	0.003	-4.02	Yes
rs62036620	rs7498665	Body Mass Index	1	SULT1A1	16	28833097	0.006	-7.34	Yes
rs62036620	rs7498665	Body Mass Index	1	SPNS1	16	28833097	0.012	-14.28	Yes
rs62036621	rs7498665	Body Mass Index	1	CCDC101	16	28833299	0.007	-9.38	Yes
rs62036621	rs7498665	Body Mass Index	1	ATXN2L	16	28833299	0.003	-4.53	Yes
rs62036621	rs7498665	Body Mass Index	1	APOB48R	16	28833299	0.26	-344.84	Yes
rs62036621	rs7498665	Body Mass Index	1	ATP2A1	16	28833299	0.003	-4.02	Yes
rs62036621	rs7498665	Body Mass Index	1	SULT1A1	16	28833299	0.006	-7.34	Yes
rs62036621	rs7498665	Body Mass Index	1	LAT	16	28833299	0.003	-4.07	Yes
rs62036621	rs7498665	Body Mass Index	1	TUFM	16	28833299	0.118	-144.35	Yes
rs62036621	rs7498665	Body Mass Index	1	SPNS1	16	28833299	0.012	-14.28	Yes
rs62036621	rs7498665	Body Mass Index	1	SULT1A2	16	28833299	0.005	-5.95	Yes
rs62036622	rs7498665	Body Mass Index	1	SPNS1	16	28837203	0.012	-14.38	Yes
rs62036622	rs7498665	Body Mass Index	1	TUFM	16	28837203	0.117	-143.91	Yes
rs62036622	rs7498665	Body Mass Index	1	ATXN2L	16	28837203	0.003	-4.54	Yes
rs62036622	rs7498665	Body Mass Index	1	SULT1A1	16	28837203	0.006	-7.47	Yes
rs62036622	rs7498665	Body Mass Index	1	CCDC101	16	28837203	0.008	-9.86	Yes
rs62036622	rs7498665	Body Mass Index	1	APOB48R	16	28837203	0.259	-343.62	Yes
rs62036622	rs7498665	Body Mass Index	1	SULT1A2	16	28837203	0.005	-5.98	Yes
rs62036624	rs7498665	Body Mass Index	1	SULT1A2	16	28839930	0.005	-5.96	Yes
rs62036624	rs7498665	Body Mass Index	1	CCDC101	16	28839930	0.007	-9.4	Yes
rs62036624	rs7498665	Body Mass Index	1	SULT1A1	16	28839930	0.006	-7.34	Yes
rs62036624	rs7498665	Body Mass Index	1	TUFM	16	28839930	0.118	-144.34	Yes
rs62036624	rs7498665	Body Mass Index	1	SPNS1	16	28839930	0.012	-14.28	Yes
rs62036624	rs7498665	Body Mass Index	1	APOB48R	16	28839930	0.26	-344.73	Yes
rs62036624	rs7498665	Body Mass Index	1	ATP2A1	16	28839930	0.003	-4.01	Yes
rs62036624	rs7498665	Body Mass Index	1	ATXN2L	16	28839930	0.003	-4.53	Yes
rs62036624	rs7498665	Body Mass Index	1	LAT	16	28839930	0.003	-4.06	Yes
rs62036626	rs7498665	Body Mass Index	1	CCDC101	16	28844284	0.007	-9.21	Yes

rs62036626	rs7498665	Body Mass Index	1	SPNS1	16	28844284	0.012	-14.25	Yes
rs62036626	rs7498665	Body Mass Index	1	ATP2A1	16	28844284	0.003	-4.02	Yes
rs62036626	rs7498665	Body Mass Index	1	ATXN2L	16	28844284	0.003	-4.53	Yes
rs62036626	rs7498665	Body Mass Index	1	TUFM	16	28844284	0.118	-144.42	Yes
rs62036626	rs7498665	Body Mass Index	1	LAT	16	28844284	0.003	-4.16	Yes
rs62036626	rs7498665	Body Mass Index	1	SULT1A2	16	28844284	0.004	-5.93	Yes
rs62036626	rs7498665	Body Mass Index	1	APOB48R	16	28844284	0.26	-345.12	Yes
rs62036626	rs7498665	Body Mass Index	1	SULT1A1	16	28844284	0.006	-7.29	Yes
rs62036657	rs7498665	Body Mass Index	1	ATXN2L	16	28844365	0.003	-4.53	Yes
rs62036657	rs7498665	Body Mass Index	1	LAT	16	28844365	0.003	-4.16	Yes
rs62036657	rs7498665	Body Mass Index	1	CCDC101	16	28844365	0.007	-9.22	Yes
rs62036657	rs7498665	Body Mass Index	1	TUFM	16	28844365	0.118	-144.4	Yes
rs62036657	rs7498665	Body Mass Index	1	APOB48R	16	28844365	0.26	-345.12	Yes
rs62036657	rs7498665	Body Mass Index	1	SULT1A2	16	28844365	0.004	-5.93	Yes
rs62036657	rs7498665	Body Mass Index	1	ATP2A1	16	28844365	0.003	-4.02	Yes
rs62036657	rs7498665	Body Mass Index	1	SULT1A1	16	28844365	0.006	-7.29	Yes
rs62036657	rs7498665	Body Mass Index	1	SPNS1	16	28844365	0.012	-14.25	Yes
rs6758703	rs2241023	Cholesterol- HDL	1	LY75	2	160204670	0.005	-6.73	No
rs6758703	rs4665058	Death- Sudden- Cardiac	1	LY75	2	160204670	0.005	-6.73	No
rs7187776	rs7498665	Body Mass Index	1	SPNS1	16	28857645	0.011	-13.64	Yes
rs7187776	rs7498665	Body Mass Index	1	CCDC101	16	28857645	0.006	-7.64	Yes
rs7187776	rs7498665	Body Mass Index	1	APOB48R	16	28857645	0.26	-344.74	Yes
rs7187776	rs7498665	Body Mass Index	1	TUFM	16	28857645	0.118	-144.24	Yes
rs7187776	rs7498665	Body Mass Index	1	SULT1A2	16	28857645	0.004	-5.78	Yes
rs7187776	rs7498665	Body Mass Index	1	LAT	16	28857645	0.004	-5.09	Yes
rs7187776	rs7498665	Body Mass Index	1	SULT1A1	16	28857645	0.005	-6.76	Yes
rs7187776	rs7498665	Body Mass Index	1	ATP2A1	16	28857645	0.003	-4.09	Yes
rs7187776	rs7498665	Body Mass Index	1	ATXN2L	16	28857645	0.003	-4.41	Yes
rs72793811	rs7498665	Body Mass Index	1	APOB48R	16	28839392	0.259	-343.57	Yes
rs72793811	rs7498665	Body Mass Index	1	ATXN2L	16	28839392	0.003	-4.54	Yes
rs72793811	rs7498665	Body Mass Index	1	SPNS1	16	28839392	0.012	-14.39	Yes
rs72793811	rs7498665	Body Mass Index	1	SULT1A2	16	28839392	0.005	-5.98	Yes
rs72793811	rs7498665	Body Mass Index	1	TUFM	16	28839392	0.117	-143.89	Yes

rs72793811	rs7498665	Body Mass Index	1	SULT1A1	16	28839392	0.006	-7.47	Yes
rs72793811	rs7498665	Body Mass Index	1	CCDC101	16	28839392	0.008	-9.87	Yes
rs72793812	rs7498665	Body Mass Index	1	SULT1A1	16	28840381	0.006	-7.47	Yes
rs72793812	rs7498665	Body Mass Index	1	TUFM	16	28840381	0.117	-143.85	Yes
rs72793812	rs7498665	Body Mass Index	1	SPNS1	16	28840381	0.012	-14.39	Yes
rs72793812	rs7498665	Body Mass Index	1	APOB48R	16	28840381	0.259	-343.54	Yes
rs72793812	rs7498665	Body Mass Index	1	CCDC101	16	28840381	0.008	-9.87	Yes
rs72793812	rs7498665	Body Mass Index	1	SULT1A2	16	28840381	0.005	-5.98	Yes
rs72793812	rs7498665	Body Mass Index	1	ATXN2L	16	28840381	0.003	-4.54	Yes
rs75582893	rs2241023	Cholesterol- HDL	1	WDSUB1	2	160118126	0.003	-4.39	Yes
rs75582893	rs4665058	Death- Sudden-Cardiac	1	WDSUB1	2	160118126	0.003	-4.39	Yes
rs77680330	rs4665058	Death- Sudden-Cardiac	1	WDSUB1	2	160121237	0.003	-4.39	Yes
rs77680330	rs2241023	Cholesterol- HDL	1	WDSUB1	2	160121237	0.003	-4.39	Yes
rs78057537	rs4665058	Death- Sudden-Cardiac	1	WDSUB1	2	160101705	0.003	-4.39	Yes
rs78057537	rs2241023	Cholesterol- HDL	1	WDSUB1	2	160101705	0.003	-4.39	Yes
rs79465461	rs4665058	Death- Sudden-Cardiac	1	WDSUB1	2	160100779	0.003	-4.39	Yes
rs79465461	rs2241023	Cholesterol- HDL	1	WDSUB1	2	160100779	0.003	-4.39	Yes
rs79533393	rs2241023	Cholesterol- HDL	1	WDSUB1	2	160100219	0.003	-4.39	Yes
rs79533393	rs4665058	Death- Sudden-Cardiac	1	WDSUB1	2	160100219	0.003	-4.39	Yes
rs80243228	rs12189362	Death- Sudden-Cardiac	1	FAM114A2	5	153071342	0.003	-4.05	No
rs80275162	rs7498665	Body Mass Index	1	ATXN2L	16	28863517	0.003	-4.51	Yes
rs80275162	rs7498665	Body Mass Index	1	SPNS1	16	28863517	0.011	-14.11	Yes
rs80275162	rs7498665	Body Mass Index	1	ATP2A1	16	28863517	0.003	-4.07	Yes
rs80275162	rs7498665	Body Mass Index	1	CCDC101	16	28863517	0.007	-8.63	Yes
rs80275162	rs7498665	Body Mass Index	1	APOB48R	16	28863517	0.26	-345.79	Yes
rs80275162	rs7498665	Body Mass Index	1	SULT1A2	16	28863517	0.004	-5.85	Yes
rs80275162	rs7498665	Body Mass Index	1	TUFM	16	28863517	0.118	-144.51	Yes
rs80275162	rs7498665	Body Mass Index	1	LAT	16	28863517	0.003	-4.51	Yes
rs80275162	rs7498665	Body Mass Index	1	SULT1A1	16	28863517	0.005	-7.12	Yes
rs8062405	rs7498665	Body Mass Index	1	SPNS1	16	28837906	0.012	-14.3	Yes

rs8062405	rs7498665	Body Mass Index	1	SULT1A1	16	28837906	0.006	-7.33	Yes
rs8062405	rs7498665	Body Mass Index	1	APOB48R	16	28837906	0.26	-344.77	Yes
rs8062405	rs7498665	Body Mass Index	1	ATP2A1	16	28837906	0.003	-4.02	Yes
rs8062405	rs7498665	Body Mass Index	1	ATXN2L	16	28837906	0.003	-4.53	Yes
rs8062405	rs7498665	Body Mass Index	1	SULT1A2	16	28837906	0.005	-5.95	Yes
rs8062405	rs7498665	Body Mass Index	1	TUFM	16	28837906	0.118	-144.4	Yes
rs8062405	rs7498665	Body Mass Index	1	LAT	16	28837906	0.003	-4.09	Yes
rs8062405	rs7498665	Body Mass Index	1	CCDC101	16	28837906	0.007	-9.35	Yes
rs9972693	rs7498665	Body Mass Index	1	CCDC101	16	28859802	0.007	-8.85	Yes
rs9972693	rs7498665	Body Mass Index	1	TUFM	16	28859802	0.118	-144.5	Yes
rs9972693	rs7498665	Body Mass Index	1	SPNS1	16	28859802	0.011	-14.16	Yes
rs9972693	rs7498665	Body Mass Index	1	SULT1A1	16	28859802	0.006	-7.19	Yes
rs9972693	rs7498665	Body Mass Index	1	SULT1A2	16	28859802	0.004	-5.88	Yes
rs9972693	rs7498665	Body Mass Index	1	ATP2A1	16	28859802	0.003	-4.04	Yes
rs9972693	rs7498665	Body Mass Index	1	APOB48R	16	28859802	0.26	-345.7	Yes
rs9972693	rs7498665	Body Mass Index	1	ATXN2L	16	28859802	0.003	-4.5	Yes
rs9972693	rs7498665	Body Mass Index	1	LAT	16	28859802	0.003	-4.39	Yes

Supplementary table 6. eQTLs enrichment in Encode database

Dnase Cell Line	Number of Overlapping SNPs	Overlapping SNPs	Empirical p-Value	Bonferroni Corrected p-Value	Is Enriched (Bonferroni)	BH FDR Adjusted P Value (Table is sorted w.r.t. this value)	Is Enriched (BH)
HEPG2	36	rs629301 rs780094 rs7350481 rs4788084 rs660240 rs6784615 rs1150754 rs11257655 rs2254287 rs1800588 rs9267658 rs769449 rs4253399 rs174570 rs2967605 rs17367504 rs255049 rs2278426 rs646776 rs12740374 rs651821 rs4129267 rs643531 rs12272004 rs2306374 rs10886471 rs16942887 rs764984 rs16996148 rs10821415 rs1150752 rs1169288 rs7953249 rs425105 rs16933812 rs5215	0.00E+00	0.00E+00	TRUE	0.00E+00	TRUE
K562	44	rs629301 rs11603334 rs7350481 rs1465788 rs2075292 rs1535500 rs10486744 rs4763879 rs3729639 rs660240 rs11257655 rs11136341 rs11065987 rs7120118 rs2254287 rs769449 rs10761731 rs653178 rs2650000 rs6495122 rs10501320 rs17367504 rs10824026 rs646776 rs12740374 rs651821 rs1552224 rs2681492 rs12272004 rs764984 rs505922 rs16996148 rs2286276 rs10903129 rs10495381 rs579459 rs1150752 rs12413409 rs174546 rs425105 rs3136441 rs16933812 rs495828 rs5215	0.00E+00	0.00E+00	TRUE	0.00E+00	TRUE
SAEC	18	rs643531 rs11603334 rs2071554 rs2075292 rs16942887 rs3845624 rs11257655 rs328 rs2071469 rs216172 rs10761731 rs2476601 rs2902940 rs2071472 rs10824026 rs12740374 rs4129267 rs1552224	5.00E-05	4.10E-03	TRUE	1.37E-03	TRUE

GM12892	38	rs11603334 rs1535500 rs2072183 rs11257655 rs12037222 rs11136341 rs2071469 rs2254287 rs2464196 rs216172 rs61839660 rs2304256 rs769449 rs7679 rs6495122 rs10501320 rs2967605 rs255049 rs241440 rs1169310 rs1552224 rs508487 rs643531 rs12272004 rs2071554 rs11042023 rs17216525 rs17609940 rs16996148 rs1150752 rs2071472 rs744479 rs3786897 rs2259816 rs425105 rs11869286 rs241447 rs492602	4.90E-04	4.02E-02	TRUE	1.00E-02	TRUE
AG04450	14	rs2681492 rs643531 rs10886471 rs2075292 rs764984 rs7120118 rs216172 rs10821415 rs4129767 rs11191548 rs17367504 rs4537545 rs12740374 rs4129267	1.35E-03	1.11E-01	FALSE	1.38E-02	TRUE
CHORION	37	rs11603334 rs5219 rs1535500 rs3729639 rs660240 rs1150754 rs11257655 rs896854 rs2464196 rs2304256 rs769449 rs174570 rs6495122 rs7134594 rs10401969 rs255049 rs12740374 rs1169310 rs1552224 rs643531 rs12272004 rs10886471 rs12190287 rs1169300 rs764984 rs17216525 rs3825807 rs505922 rs16996148 rs1150752 rs744479 rs3786897 rs4537545 rs2259816 rs425105 rs11869286 rs5215	1.30E-03	1.07E-01	FALSE	1.52E-02	TRUE
GM12891	35	rs11603334 rs1535500 rs2072183 rs6784615 rs11257655 rs12037222 rs11136341 rs2071469 rs9267658 rs2464196 rs2304256 rs769449 rs8017377 rs6495122 rs2967605 rs10401969 rs255049 rs11203203 rs12740374 rs1552224 rs12272004 rs2071554 rs11042023 rs1169300 rs17216525 rs16996148 rs1150752 rs1169288 rs2071472 rs744479 rs3786897 rs2259816 rs425105 rs5215 rs492602	1.21E-03	9.92E-02	FALSE	1.65E-02	TRUE

HMEC	14	rs11603334 rs12272004 rs2071554 rs2075292 rs16942887 rs660240 rs3845624 rs328 rs10761731 rs2476601 rs2071472 rs12740374 rs4129267 rs1552224	2.16E-03	1.77E-01	FALSE	1.77E-02	TRUE
LHSR	27	rs11603334 rs2925979 rs2075292 rs660240 rs1150754 rs11136341 rs769449 rs10761731 rs6495122 rs11669133 rs17367504 rs10824026 rs12740374 rs1169310 rs4129267 rs1552224 rs643531 rs12272004 rs764984 rs11220462 rs505922 rs16996148 rs10821415 rs1150752 rs3786897 rs4537545 rs2259816	1.97E-03	1.62E-01	FALSE	1.79E-02	TRUE
HEEPIC	16	rs11603334 rs2071554 rs2075292 rs16942887 rs3845624 rs11257655 rs328 rs216172 rs10761731 rs2476601 rs2902940 rs2071472 rs10824026 rs12740374 rs25812 rs4129267	1.15E-03	9.43E-02	FALSE	1.89E-02	TRUE
HCPEPIC	15	rs2681492 rs643531 rs17696736 rs2075292 rs206936 rs2071469 rs7120118 rs216172 rs10821415 rs10761731 rs10824026 rs4537545 rs12740374 rs25812 rs4129267	3.22E-03	2.64E-01	FALSE	2.40E-02	TRUE
GM19240	23	rs643531 rs11603334 rs12272004 rs2071554 rs1535500 rs764984 rs11257655 rs12037222 rs11136341 rs2071469 rs2254287 rs17609940 rs16996148 rs2464196 rs216172 rs769449 rs6495122 rs10501320 rs2071472 rs425105 rs16933812 rs4129267 rs1552224	5.00E-03	4.10E-01	FALSE	3.42E-02	TRUE

H1_ES	35	rs11603334 rs7350481 rs1465788 rs1535500 rs3729639 rs660240 rs6784615 rs896854 rs11136341 rs2071540 rs9299 rs769449 rs174570 rs6495122 rs2967605 rs11669133 rs17367504 rs255049 rs646776 rs12740374 rs651821 rs1552224 rs12272004 rs11042023 rs12190287 rs3825807 rs505922 rs2531995 rs16996148 rs12946454 rs1150752 rs1169288 rs3786897 rs16933812 rs5215	5.57E-03	4.57E-01	FALSE	3.51E-02	TRUE
BJ	13	rs643531 rs2075292 rs16942887 rs2071469 rs12130333 rs216172 rs10821415 rs7129220 rs7172432 rs4537545 rs12740374 rs4129267 rs10128711	6.81E-03	5.58E-01	FALSE	3.99E-02	TRUE
HAEPIC	14	rs2681492 rs643531 rs17696736 rs1465788 rs2075292 rs764984 rs11257655 rs7120118 rs10821415 rs4253399 rs7129220 rs4537545 rs964184 rs12740374	7.78E-03	6.38E-01	FALSE	4.25E-02	TRUE
HPF	12	rs216172 rs643531 rs10821415 rs12272004 rs17696736 rs4129767 rs1465788 rs4253399 rs7129220 rs4537545 rs12740374 rs4129267	9.60E-03	7.87E-01	FALSE	4.92E-02	TRUE
Histone_CellLine	Number of Overlapping SNPs	Overlapping SNPs	Empirical p-Value	Bonferroni Corrected p-Value	Is Enriched (Bonferroni)	BH FDR Adjusted P Value (Table is sorted w.r.t. this value)	Is Enriched (BH)

H3K27AC_GM12878	44	rs10517483 rs2293983 rs11603334 rs3184504 rs241425 rs241424 rs1465788 rs4763879 rs3729639 rs12027135 rs9272346 rs11257655 rs12037222 rs896854 rs2071469 rs2071540 rs216172 rs61839660 rs10838738 rs3733829 rs10761731 rs174570 rs9976767 rs10501320 rs2814944 rs16948048 rs11203203 rs2932538 rs1552224 rs241427 rs643531 rs12272004 rs2071554 rs1231206 rs603446 rs16942887 rs1378942 rs46522 rs1802295 rs3825932 rs2071474 rs2071472 rs16933812 rs1412444	0.00E+00	0.00E+00	TRUE	0.00E+00	TRUE
H3K27AC_HELAS3	46	rs629301 rs11603334 rs1465788 rs2234962 rs229541 rs3729639 rs660240 rs1150754 rs11257655 rs11136341 rs7120118 rs2071540 rs2228145 rs10838738 rs4129767 rs3733829 rs10761731 rs653178 rs7129220 rs6495122 rs9976767 rs10501320 rs17367504 rs10824026 rs16948048 rs11203203 rs646776 rs2932538 rs12740374 rs2281808 rs4129267 rs1552224 rs643531 rs174547 rs1270942 rs2065306 rs16942887 rs599839 rs46522 rs12946454 rs10495381 rs10821415 rs9784758 rs3101336 rs174546 rs6427196	0.00E+00	0.00E+00	TRUE	0.00E+00	TRUE

H3K27AC_HEPG2	40	rs629301 rs780094 rs7396835 rs2000999 rs1516725 rs1183910 rs2072183 rs4788084 rs660240 rs4765127 rs896854 rs1800588 rs9267658 rs2071540 rs10838738 rs769449 rs3733829 rs4253399 rs10761731 rs174570 rs605066 rs7979473 rs2278426 rs646776 rs2932538 rs12740374 rs651821 rs1077835 rs643531 rs16942887 rs764984 rs46522 rs581080 rs12946454 rs10821415 rs1169288 rs2412710 rs3825932 rs3786897 rs3136441	0.00E+00	0.00E+00	TRUE	0.00E+00	TRUE
H3K27AC_K562	38	rs629301 rs651007 rs11603334 rs3184504 rs241425 rs241424 rs1465788 rs6679677 rs174548 rs4763879 rs3729639 rs660240 rs11257655 rs11065987 rs7120118 rs10838738 rs769449 rs3733829 rs10761731 rs653178 rs10501320 rs17367504 rs16948048 rs646776 rs2932538 rs12740374 rs1552224 rs174547 rs16942887 rs1378942 rs505922 rs2286276 rs579459 rs3825932 rs635634 rs2307111 rs174546 rs495828	0.00E+00	0.00E+00	TRUE	0.00E+00	TRUE

H3K36ME3B_NT2D1	111	rs442177 rs2075292 rs17030613 rs867186 rs174548 rs11216126 rs4765127 rs17381664 rs7819412 rs4665972 rs8017377 rs4660293 rs519113 rs2278426 rs1167998 rs241440 rs1169310 rs10128711 rs28927680 rs2681492 rs174547 rs603446 rs3817334 rs3825807 rs2290159 rs2271293 rs2246618 rs2292239 rs1802295 rs7753051 rs1015166 rs10838687 rs9818870 rs2234962 rs241448 rs10838738 rs2304256 rs9287439 rs7679 rs17465637 rs174570 rs7801190 rs7134594 rs11669133 rs1748195 rs2306374 rs764984 rs1378942 rs599839 rs12916 rs16996148 rs10821415 rs11191593 rs241452 rs2307111 rs11869286 rs241447 rs2855812 rs1994016 rs12027135 rs9470794 rs7120118 rs6725887 rs2290400 rs2228145 rs769449 rs7578597 rs241453 rs8042680 rs2967605 rs10401969 rs508487 rs11556924 rs1270942 rs12654264 rs319690 rs10512807 rs2681472 rs1051730 rs3846662 rs3846663 rs1048886 rs6601530 rs2286276 rs8191829 rs1178979 rs11776767 rs2338104 rs3764021 rs174546 rs10889353 rs2131925 rs4505848 rs12286037 rs3184504 rs6679677 rs206936 rs6784615 rs4129767 rs3733829 rs11191548 rs964184 rs2932538 rs6589566 rs17696736 rs17609940 rs46522 rs2293889 rs10485511 rs2028299 rs425105	0.00E+00	0.00E+00	TRUE	0.00E+00	TRUE
-----------------	-----	--	----------	----------	------	----------	------

H3K36ME3_BJ	60	rs2855812 rs2293983 rs1994016 rs867186 rs174548 rs11216126 rs2290400 rs4665972 rs8017377 rs4660293 rs2967605 rs10401969 rs519113 rs2278426 rs1167998 rs241440 rs508487 rs174547 rs11556924 rs1270942 rs10512807 rs603446 rs3846662 rs3846663 rs2290159 rs2286276 rs2271293 rs2246618 rs1178979 rs2338104 rs1015166 rs174546 rs10838687 rs12286037 rs3184504 rs9818870 rs2234962 rs6784615 rs2071540 rs241448 rs4129767 rs2304256 rs9287439 rs3733829 rs7679 rs11191548 rs7801190 rs1799945 rs964184 rs9390459 rs6589566 rs2306374 rs11042023 rs12916 rs17609940 rs46522 rs2293889 rs4759375 rs425105 rs241447	0.00E+00	0.00E+00	TRUE	0.00E+00	TRUE
H3K36ME3_CACO2	29	rs12286037 rs3184504 rs2075292 rs1183910 rs2072183 rs6784615 rs3733829 rs7679 rs7801190 rs7979473 rs519113 rs964184 rs1169310 rs4812829 rs174547 rs6589566 rs1270942 rs603446 rs1169300 rs3846663 rs12916 rs46522 rs2286276 rs2271293 rs1169288 rs2292239 rs1178979 rs174546 rs10838687	0.00E+00	0.00E+00	TRUE	0.00E+00	TRUE

H3K36ME3_GM06990	75	rs2855812 rs2293983 rs1990760 rs241424 rs2075292 rs174548 rs11244 rs2290400 rs4665972 rs4660293 rs241453 rs8042680 rs2967605 rs10401969 rs241440 rs1169310 rs10128711 rs763361 rs28927680 rs508487 rs174547 rs11556924 rs1270942 rs10512807 rs603446 rs3817334 rs2681472 rs3846662 rs3846663 rs6601530 rs2290159 rs2286276 rs2271293 rs2246618 rs1178979 rs11776767 rs2338104 rs7753051 rs1015166 rs174546 rs16933812 rs10838687 rs12286037 rs11603334 rs3184504 rs241425 rs2234962 rs6784615 rs2071540 rs241448 rs4129767 rs2304256 rs9287439 rs3733829 rs7679 rs11191548 rs7801190 rs7134594 rs2814944 rs964184 rs1552224 rs241427 rs6589566 rs17696736 rs11042023 rs10886471 rs1378942 rs12916 rs46522 rs10485511 rs4759375 rs2071474 rs425105 rs11869286 rs241447	0.00E+00	0.00E+00	TRUE	0.00E+00	TRUE
------------------	----	---	----------	----------	------	----------	------

H3K36ME3_GM12878	101	rs442177 rs2293983 rs1990760 rs2075292 rs17030613 rs174548 rs11216126 rs4765127 rs17381664 rs4665972 rs4660293 rs1167998 rs241440 rs1169310 rs10128711 rs763361 rs6861681 rs28927680 rs174547 rs603446 rs3817334 rs2290159 rs2271293 rs2246618 rs1802295 rs7753051 rs1015166 rs10838687 rs11603334 rs2234962 rs4763879 rs2071540 rs241448 rs2304256 rs9287439 rs7679 rs17465637 rs174570 rs7801190 rs7134594 rs11669133 rs2814944 rs1552224 rs241427 rs11042023 rs1378942 rs12916 rs11191593 rs241452 rs2307111 rs2255141 rs11869286 rs241447 rs2855812 rs241424 rs12027135 rs11244 rs9470794 rs6725887 rs7578597 rs17249754 rs241453 rs8042680 rs2967605 rs10401969 rs508487 rs11556924 rs1270942 rs12654264 rs10512807 rs3846662 rs3846663 rs6601530 rs2286276 rs8191829 rs1178979 rs11776767 rs2338104 rs3764021 rs174546 rs10889353 rs16933812 rs4505848 rs12286037 rs3184504 rs241425 rs6784615 rs4129767 rs3733829 rs11191548 rs17367504 rs964184 rs2932538 rs6589566 rs17696736 rs46522 rs10485511 rs2476601 rs4759375 rs2071474 rs425105	0.00E+00	0.00E+00	TRUE	0.00E+00	TRUE
------------------	-----	---	----------	----------	------	----------	------

H3K36ME3_H1HESC	42	rs442177 rs2293983 rs12286037 rs2075292 rs174548 rs6784615 rs3733829 rs7679 rs4665972 rs8017377 rs7801190 rs4660293 rs8042680 rs10401969 rs519113 rs964184 rs28927680 rs174547 rs6589566 rs17696736 rs11556924 rs1270942 rs12654264 rs10512807 rs603446 rs3817334 rs3825807 rs3846662 rs3846663 rs599839 rs2290159 rs12916 rs46522 rs2286276 rs2271293 rs8191829 rs2292239 rs1178979 rs11776767 rs2338104 rs174546 rs10838687	0.00E+00	0.00E+00	TRUE	0.00E+00	TRUE
H3K36ME3_H7ES	59	rs442177 rs2293983 rs1994016 rs2075292 rs867186 rs174548 rs11216126 rs6725887 rs4665972 rs4660293 rs8042680 rs2967605 rs10401969 rs519113 rs2278426 rs241440 rs28927680 rs508487 rs174547 rs11556924 rs1270942 rs12654264 rs10512807 rs603446 rs3817334 rs1051730 rs3825807 rs3846662 rs3846663 rs1048886 rs2290159 rs2286276 rs2271293 rs8191829 rs2292239 rs1178979 rs11776767 rs2338104 rs1015166 rs174546 rs10838687 rs3184504 rs2234962 rs6784615 rs4129767 rs2304256 rs3733829 rs7679 rs17465637 rs11191548 rs7801190 rs7134594 rs964184 rs17696736 rs599839 rs12916 rs17609940 rs46522 rs4759375	0.00E+00	0.00E+00	TRUE	0.00E+00	TRUE

H3K36ME3_HELAS3	72	rs442177 rs2855812 rs241424 rs2075292 rs17030613 rs174548 rs4765127 rs17381664 rs7120118 rs6725887 rs2071518 rs4665972 rs4660293 rs8042680 rs241440 rs7865618 rs10128711 rs6861681 rs28927680 rs174547 rs11556924 rs1270942 rs12654264 rs10512807 rs603446 rs3817334 rs2681472 rs3846662 rs3846663 rs6601530 rs2290159 rs2286276 rs2271293 rs8191829 rs2246618 rs1178979 rs11776767 rs1802295 rs2338104 rs1015166 rs174546 rs10838687 rs12286037 rs11603334 rs3184504 rs241425 rs2234962 rs1800562 rs6784615 rs2071540 rs241448 rs4129767 rs2304256 rs3733829 rs7679 rs17465637 rs11191548 rs7134594 rs2814944 rs964184 rs1552224 rs241427 rs6589566 rs17696736 rs1378942 rs599839 rs12916 rs46522 rs11191593 rs4759375 rs2028299 rs241447	0.00E+00	0.00E+00	TRUE	0.00E+00	TRUE
-----------------	----	---	----------	----------	------	----------	------

H3K36ME3_HEPG2	87	rs442177 rs2293983 rs2075292 rs17030613 rs6025 rs2072183 rs174548 rs12027135 rs11216126 rs4765127 rs6725887 rs2464196 rs769449 rs4665972 rs4660293 rs8042680 rs2967605 rs10401969 rs519113 rs1167998 rs241440 rs1169310 rs10128711 rs28927680 rs174547 rs11556924 rs1270942 rs12654264 rs10512807 rs603446 rs3817334 rs3846662 rs3846663 rs6601530 rs2290159 rs2286276 rs2271293 rs8191829 rs2292239 rs1178979 rs1802295 rs2338104 rs7753051 rs1015166 rs174546 rs2259816 rs10889353 rs3136441 rs2131925 rs4505848 rs10838687 rs12286037 rs11603334 rs3184504 rs2000999 rs2234962 rs6784615 rs216172 rs241448 rs4129767 rs2304256 rs9287439 rs3733829 rs7679 rs17465637 rs11191548 rs7801190 rs7134594 rs11669133 rs2814944 rs964184 rs4812829 rs1552224 rs1018827 rs6589566 rs17696736 rs1231206 rs11042023 rs1169300 rs12916 rs46522 rs11191593 rs10485511 rs4759375 rs2255141 rs11869286 rs241447	0.00E+00	0.00E+00	TRUE	0.00E+00	TRUE
H3K36ME3_HMEC	40	rs2293983 rs12286037 rs2234962 rs17030613 rs867186 rs174548 rs6784615 rs241448 rs2304256 rs9287439 rs3733829 rs4665972 rs11191548 rs4660293 rs241453 rs8042680 rs964184 rs241440 rs174547 rs6589566 rs17696736 rs12654264 rs10512807 rs603446 rs3817334 rs2681472 rs3846662 rs3846663 rs12916 rs46522 rs2286276 rs8191829 rs241452 rs2293889 rs11776767 rs1802295 rs2338104 rs1015166 rs241447 rs10838687	0.00E+00	0.00E+00	TRUE	0.00E+00	TRUE

H3K36ME3_HRE	25	rs3184504 rs2234962 rs174548 rs6784615 rs241448 rs9299 rs7679 rs4660293 rs519113 rs241440 rs508487 rs174547 rs17696736 rs11556924 rs1270942 rs3825807 rs3846662 rs3846663 rs12916 rs2286276 rs2271293 rs1178979 rs2338104 rs174546 rs241447	0.00E+00	0.00E+00	TRUE	0.00E+00	TRUE
H3K36ME3_HSMM	69	rs2293983 rs1994016 rs2075292 rs17030613 rs12027135 rs11216126 rs4765127 rs17381664 rs6725887 rs4665972 rs505717 rs4660293 rs8042680 rs9295768 rs519113 rs10128711 rs28927680 rs508487 rs2681492 rs11556924 rs12654264 rs10512807 rs603446 rs3817334 rs2681472 rs3825807 rs3846662 rs3846663 rs2290159 rs2286276 rs2271293 rs8191829 rs1178979 rs11776767 rs1802295 rs2338104 rs1015166 rs2131925 rs4505848 rs10838687 rs12286037 rs3184504 rs9818870 rs2234962 rs17024258 rs6784615 rs216172 rs4129767 rs9287439 rs3733829 rs17465637 rs653178 rs11191548 rs964184 rs9390459 rs6589566 rs2306374 rs17696736 rs1231206 rs12916 rs17609940 rs46522 rs10821415 rs544543 rs7593730 rs11191593 rs2293889 rs4759375 rs2255141	0.00E+00	0.00E+00	TRUE	0.00E+00	TRUE

H3K36ME3_HSMMT	72	rs2293983 rs1994016 rs2075292 rs174548 rs12027135 rs11216126 rs4765127 rs6725887 rs7578597 rs4665972 rs505717 rs4660293 rs10401969 rs519113 rs2278426 rs1167998 rs10128711 rs508487 rs174547 rs11556924 rs1270942 rs12654264 rs319690 rs1564348 rs10512807 rs603446 rs3817334 rs3825807 rs3846662 rs3846663 rs2290159 rs2286276 rs2271293 rs8191829 rs2292239 rs1178979 rs11776767 rs1802295 rs2338104 rs7753051 rs1015166 rs174546 rs2131925 rs10838687 rs12286037 rs9818870 rs2234962 rs7515577 rs6784615 rs2071540 rs524802 rs2304256 rs9287439 rs7679 rs17465637 rs11191548 rs7801190 rs964184 rs9390459 rs6589566 rs2306374 rs17696736 rs11042023 rs1701704 rs12916 rs17609940 rs2531995 rs46522 rs11191593 rs2293889 rs10485511 rs4759375	0.00E+00	0.00E+00	TRUE	0.00E+00	TRUE
----------------	----	--	----------	----------	------	----------	------

H3K36ME3_HUVEC	86	rs442177 rs2855812 rs2293983 rs241424 rs1994016 rs2075292 rs17030613 rs867186 rs174548 rs12027135 rs9470794 rs4765127 rs17381664 rs6725887 rs2290400 rs4665972 rs8017377 rs4660293 rs8042680 rs2967605 rs10401969 rs519113 rs2278426 rs241440 rs1169310 rs10128711 rs28927680 rs508487 rs174547 rs11556924 rs1270942 rs12654264 rs10512807 rs603446 rs3817334 rs3825807 rs3846662 rs3846663 rs2290159 rs2286276 rs2271293 rs8191829 rs2246618 rs1178979 rs11776767 rs1802295 rs2338104 rs1015166 rs174546 rs2131925 rs4505848 rs10838687 rs12286037 rs3184504 rs241425 rs2234962 rs6784615 rs241448 rs9299 rs4129767 rs2304256 rs9287439 rs3733829 rs7679 rs17465637 rs11191548 rs7801190 rs7134594 rs11669133 rs964184 rs241427 rs6589566 rs11042023 rs10953541 rs1378942 rs12916 rs17609940 rs46522 rs7593730 rs11191593 rs4759375 rs2307111 rs2255141 rs425105 rs11869286 rs241447	0.00E+00	0.00E+00	TRUE	0.00E+00	TRUE
----------------	----	---	----------	----------	------	----------	------

H3K36ME3_K562	76	rs442177 rs2855812 rs2293983 rs241424 rs181362 rs2075292 rs17030613 rs174548 rs12027135 rs515071 rs11216126 rs4765127 rs4665972 rs4660293 rs8042680 rs2967605 rs519113 rs241440 rs1169310 rs10128711 rs28927680 rs508487 rs174547 rs11556924 rs1270942 rs12654264 rs10512807 rs603446 rs3817334 rs2681472 rs3846662 rs3846663 rs6601530 rs2290159 rs2286276 rs2271293 rs8191829 rs2246618 rs1178979 rs11776767 rs2338104 rs687621 rs1015166 rs174546 rs10838687 rs12286037 rs3184504 rs241425 rs6679677 rs2234962 rs6784615 rs4129767 rs2304256 rs3733829 rs7679 rs17465637 rs653178 rs11191548 rs7801190 rs7134594 rs11669133 rs17367504 rs964184 rs9390459 rs241427 rs6589566 rs17696736 rs198846 rs1378942 rs505922 rs599839 rs12916 rs46522 rs2293889 rs2307111 rs11869286	0.00E+00	0.00E+00	TRUE	0.00E+00	TRUE
---------------	----	--	----------	----------	------	----------	------

H3K36ME3_NHA	62	rs2293983 rs1516725 rs17030613 rs174548 rs12027135 rs17381664 rs6725887 rs7578597 rs4665972 rs505717 rs4660293 rs8042680 rs519113 rs1167998 rs241440 rs10128711 rs508487 rs174547 rs11556924 rs1270942 rs12654264 rs10512807 rs603446 rs3817334 rs3846662 rs3846663 rs2290159 rs2286276 rs2271293 rs8191829 rs1178979 rs11776767 rs1802295 rs2338104 rs7753051 rs1015166 rs174546 rs10889353 rs4505848 rs10838687 rs12286037 rs3184504 rs9818870 rs2234962 rs17024258 rs6784615 rs9287439 rs3733829 rs7679 rs17465637 rs11191548 rs7801190 rs964184 rs9390459 rs2932538 rs6589566 rs17696736 rs12916 rs46522 rs544543 rs11191593 rs2293889	0.00E+00	0.00E+00	TRUE	0.00E+00	TRUE
H3K36ME3_NHDFAD	65	rs2293983 rs2075292 rs17030613 rs174548 rs11216126 rs4765127 rs17381664 rs2228145 rs4665972 rs8017377 rs505717 rs4660293 rs519113 rs1167998 rs4129267 rs10128711 rs2681492 rs174547 rs1270942 rs12654264 rs10512807 rs603446 rs3817334 rs2681472 rs3846662 rs3846663 rs2290159 rs2286276 rs2271293 rs8191829 rs1178979 rs11776767 rs1802295 rs7753051 rs1015166 rs174546 rs10889353 rs4505848 rs10838687 rs12286037 rs2234962 rs6784615 rs2071540 rs4129767 rs9287439 rs3733829 rs7679 rs17465637 rs11191548 rs7801190 rs7134594 rs964184 rs9390459 rs1748195 rs6589566 rs17696736 rs10953541 rs12916 rs46522 rs544543 rs7593730 rs11191593 rs2293889 rs2255141 rs1412444	0.00E+00	0.00E+00	TRUE	0.00E+00	TRUE

H3K36ME3_NHEK	94	rs442177 rs2293983 rs1990760 rs241424 rs181362 rs2075292 rs17030613 rs867186 rs174548 rs9470794 rs11216126 rs4765127 rs2228145 rs7578597 rs4665972 rs505717 rs4660293 rs8042680 rs2967605 rs10401969 rs519113 rs2278426 rs241440 rs1169310 rs4129267 rs10128711 rs28927680 rs508487 rs174547 rs11556924 rs1270942 rs12654264 rs10512807 rs603446 rs3817334 rs2681472 rs3846662 rs3846663 rs6601530 rs2290159 rs2286276 rs2271293 rs8191829 rs2246618 rs2292239 rs1178979 rs11776767 rs1802295 rs2338104 rs7753051 rs1015166 rs174546 rs10838687 rs12286037 rs3184504 rs241425 rs2234962 rs1800562 rs17024258 rs6784615 rs11136341 rs2071540 rs241448 rs4129767 rs2304256 rs9287439 rs3733829 rs7679 rs17465637 rs11191548 rs7801190 rs7134594 rs11669133 rs1799945 rs2814944 rs964184 rs241427 rs6589566 rs17696736 rs11042023 rs764984 rs1378942 rs599839 rs12916 rs17609940 rs46522 rs7593730 rs11191593 rs4759375 rs4537545 rs425105 rs1412444 rs11869286 rs241447	0.00E+00	0.00E+00	TRUE	0.00E+00	TRUE
---------------	----	--	----------	----------	------	----------	------

H3K36ME3_NHLF	62	rs2855812 rs2293983 rs241424 rs2075292 rs174548 rs4665972 rs8017377 rs4660293 rs2967605 rs10401969 rs519113 rs2278426 rs241440 rs1169310 rs508487 rs174547 rs11556924 rs1270942 rs12654264 rs10512807 rs603446 rs3817334 rs3846662 rs3846663 rs2290159 rs2286276 rs2271293 rs8191829 rs2246618 rs1178979 rs1802295 rs2338104 rs7753051 rs1015166 rs174546 rs4505848 rs10838687 rs3184504 rs241425 rs2234962 rs6784615 rs2071540 rs241448 rs4129767 rs2304256 rs9287439 rs3733829 rs7679 rs17465637 rs7801190 rs7134594 rs964184 rs241427 rs17696736 rs1378942 rs599839 rs12916 rs2531995 rs46522 rs2293889 rs425105 rs241447	0.00E+00	0.00E+00	TRUE	0.00E+00	TRUE
---------------	----	--	----------	----------	------	----------	------

H3K36ME3_OSTEOBL	98	rs442177 rs2075292 rs17030613 rs867186 rs174548 rs11216126 rs4765127 rs4665972 rs4660293 rs519113 rs1167998 rs241440 rs10128711 rs28927680 rs174547 rs603446 rs3817334 rs3825807 rs2271293 rs2246618 rs1802295 rs7753051 rs1015166 rs10838687 rs9818870 rs2234962 rs1800562 rs17024258 rs2071540 rs241448 rs2304256 rs9287439 rs7679 rs17465637 rs7801190 rs241427 rs2306374 rs599839 rs12916 rs7593730 rs11191593 rs241452 rs2307111 rs2255141 rs1412444 rs241447 rs2855812 rs241424 rs1994016 rs12027135 rs9470794 rs6725887 rs2290400 rs7578597 rs505717 rs241453 rs8042680 rs2967605 rs10401969 rs508487 rs11556924 rs1270942 rs12654264 rs319690 rs10512807 rs3846662 rs3846663 rs1048886 rs6601530 rs2286276 rs8191829 rs11776767 rs2338104 rs3764021 rs174546 rs10889353 rs2131925 rs4505848 rs12286037 rs3184504 rs241425 rs206936 rs6784615 rs4129767 rs3733829 rs11191548 rs964184 rs9390459 rs2932538 rs6589566 rs17696736 rs10953541 rs1701704 rs46522 rs544543 rs2293889 rs4759375 rs2028299	0.00E+00	0.00E+00	TRUE	0.00E+00	TRUE
------------------	----	---	----------	----------	------	----------	------

H3K4ME1_GM12878	61	rs2293983 rs1516725 rs241424 rs12027135 rs9272346 rs896854 rs2071469 rs7819412 rs2228145 rs17249754 rs9976767 rs10501320 rs4129267 rs763361 rs1894406 rs603446 rs12130333 rs2290159 rs581080 rs1802295 rs10517483 rs11603334 rs3184504 rs241425 rs1465788 rs2925979 rs6679677 rs7221109 rs229541 rs1800562 rs11257655 rs12037222 rs2071540 rs216172 rs61839660 rs10838738 rs9299 rs3733829 rs174570 rs653178 rs11669133 rs17367504 rs2814944 rs11203203 rs2932538 rs1552224 rs241427 rs643531 rs12272004 rs2071554 rs1231206 rs11042023 rs849134 rs46522 rs10821415 rs12722495 rs2071474 rs2071472 rs4537545 rs1412444 rs12239046	0.00E+00	0.00E+00	TRUE	0.00E+00	TRUE
H3K4ME1_HMEC	63	rs10511815 rs1516725 rs241424 rs2075292 rs660240 rs1150754 rs896854 rs2071469 rs7819412 rs7120118 rs2228145 rs10501320 rs12740374 rs7865618 rs4129267 rs1894406 rs16942887 rs2290159 rs581080 rs12946454 rs1150752 rs2902940 rs6427196 rs7531118 rs629301 rs11603334 rs3184504 rs241425 rs1465788 rs2925979 rs2234962 rs1549318 rs7748513 rs11136341 rs2071540 rs61839660 rs10838738 rs9299 rs4129767 rs3733829 rs174570 rs653178 rs7129220 rs17367504 rs16948048 rs646776 rs2932538 rs651821 rs1552224 rs241427 rs643531 rs2071554 rs11220462 rs1378942 rs849134 rs46522 rs10821415 rs9784758 rs3101336 rs2071474 rs2071472 rs10512017 rs1412444	0.00E+00	0.00E+00	TRUE	0.00E+00	TRUE

H3K4ME1_HSMM	54	rs442177 rs2075292 rs3729639 rs660240 rs1150754 rs7819412 rs2652834 rs17249754 rs10501320 rs12740374 rs7865618 rs508487 rs2681492 rs1894406 rs16942887 rs17216525 rs7136259 rs2929282 rs3825807 rs3846663 rs3131379 rs7178572 rs12946454 rs2338104 rs6427196 rs629301 rs11603334 rs3184504 rs2925979 rs2234962 rs216172 rs4129767 rs3733829 rs174570 rs653178 rs7129220 rs17367504 rs10824026 rs646776 rs2932538 rs651821 rs1552224 rs643531 rs1231206 rs2065306 rs11220462 rs1378942 rs849134 rs46522 rs10821415 rs7593730 rs261334 rs3101336 rs4537545	0.00E+00	0.00E+00	TRUE	0.00E+00	TRUE
H3K4ME1_HSMMT	55	rs442177 rs2075292 rs3729639 rs660240 rs1150754 rs7819412 rs2652834 rs2228145 rs10501320 rs12740374 rs4129267 rs508487 rs4442876 rs1894406 rs16942887 rs7136259 rs2929282 rs3825807 rs2290159 rs7178572 rs12946454 rs1178979 rs2338104 rs3825932 rs6427196 rs629301 rs11603334 rs3184504 rs9818870 rs11136341 rs216172 rs10838738 rs4129767 rs174570 rs653178 rs7129220 rs17367504 rs646776 rs651821 rs1552224 rs12272004 rs2306374 rs1231206 rs2065306 rs864745 rs1378942 rs849134 rs46522 rs10821415 rs7593730 rs9784758 rs3101336 rs744479 rs2028299 rs1412444	0.00E+00	0.00E+00	TRUE	0.00E+00	TRUE

H3K4ME1_K562	103	rs2075292 rs867186 rs2072183 rs174548 rs3729639 rs1150754 rs4765127 rs4665972 rs8017377 rs9976767 rs10501320 rs2278426 rs12740374 rs2681492 rs174547 rs12190287 rs16942887 rs2112347 rs579459 rs1150752 rs1169288 rs2292239 rs635634 rs3786897 rs629301 rs651007 rs11603334 rs11257655 rs11136341 rs11065987 rs9267658 rs2071540 rs10838738 rs7679 rs5756931 rs174570 rs2814982 rs7801190 rs10824026 rs16948048 rs651821 rs1552224 rs241427 rs10484542 rs11042023 rs764984 rs1378942 rs599839 rs2227956 rs16996148 rs1004467 rs2307111 rs495828 rs492602 rs2083637 rs7396835 rs241424 rs660240 rs896854 rs7120118 rs769449 rs17249754 rs2967605 rs10401969 rs12251307 rs255049 rs1894406 rs6601530 rs2286276 rs12946454 rs2519093 rs12413409 rs3825932 rs687621 rs174546 rs3184504 rs2000999 rs241425 rs5219 rs1465788 rs2925979 rs6679677 rs206936 rs7515577 rs6784615 rs1800588 rs9299 rs3733829 rs653178 rs6495122 rs17367504 rs964184 rs11203203 rs646776 rs2932538 rs1077835 rs1701704 rs505922 rs46522 rs10903129 rs12722495 rs425105 rs5215	0.00E+00	0.00E+00	TRUE	0.00E+00	TRUE
--------------	-----	--	----------	----------	------	----------	------

H3K4ME1_NHEK	64	rs10511815 rs1516725 rs241424 rs2075292 rs660240 rs1150754 rs4765127 rs896854 rs2071469 rs7819412 rs7120118 rs2228145 rs10501320 rs12740374 rs7865618 rs4129267 rs1894406 rs603446 rs16942887 rs2290159 rs581080 rs12946454 rs6427196 rs7531118 rs629301 rs11603334 rs241425 rs1465788 rs2925979 rs2234962 rs1549318 rs229541 rs3845624 rs2071540 rs216172 rs10838738 rs9299 rs4129767 rs3733829 rs174570 rs653178 rs7129220 rs17367504 rs16948048 rs646776 rs2932538 rs1552224 rs241427 rs643531 rs2071554 rs1231206 rs2065306 rs11220462 rs1378942 rs849134 rs2531995 rs46522 rs10903129 rs10821415 rs9784758 rs3101336 rs2071474 rs2071472 rs1412444	0.00E+00	0.00E+00	TRUE	0.00E+00	TRUE
H3K4ME1_NHLF	45	rs629301 rs442177 rs11603334 rs3184504 rs1516725 rs1465788 rs2925979 rs2234962 rs3729639 rs660240 rs1150754 rs11136341 rs7120118 rs216172 rs2228145 rs3733829 rs174570 rs653178 rs7129220 rs17367504 rs10824026 rs646776 rs2932538 rs12740374 rs4129267 rs1552224 rs508487 rs643531 rs1231206 rs2065306 rs12190287 rs16942887 rs11220462 rs1378942 rs849134 rs12130333 rs7178572 rs46522 rs12946454 rs10821415 rs7593730 rs2338104 rs2071474 rs174546 rs4537545	0.00E+00	0.00E+00	TRUE	0.00E+00	TRUE

H3K4ME1_OSTEOBL	74	rs442177 rs1516725 rs241424 rs2075292 rs174548 rs3729639 rs660240 rs1150754 rs4765127 rs896854 rs2071469 rs7819412 rs7120118 rs2652834 rs2228145 rs769449 rs10501320 rs12740374 rs7865618 rs4129267 rs508487 rs4442876 rs1894406 rs603446 rs16942887 rs17216525 rs2929282 rs12130333 rs3131379 rs2290159 rs7178572 rs581080 rs12946454 rs2338104 rs6427196 rs629301 rs11603334 rs3184504 rs1465788 rs2925979 rs2234962 rs206936 rs2071540 rs216172 rs10838738 rs3733829 rs174570 rs653178 rs7129220 rs17367504 rs2814944 rs10824026 rs16948048 rs646776 rs2932538 rs651821 rs1552224 rs643531 rs2071554 rs1231206 rs2065306 rs11220462 rs1378942 rs849134 rs599839 rs46522 rs10821415 rs7593730 rs9784758 rs3101336 rs2071474 rs2071472 rs2028299 rs4537545	0.00E+00	0.00E+00	TRUE	0.00E+00	TRUE
-----------------	----	---	----------	----------	------	----------	------

H3K4ME2_HEPG2	55	rs780094 rs7396835 rs1516725 rs241424 rs1183910 rs2072183 rs4788084 rs3729639 rs660240 rs4765127 rs896854 rs769449 rs4253399 rs9976767 rs605066 rs10501320 rs7979473 rs2278426 rs12740374 rs16942887 rs581080 rs12946454 rs10495381 rs1150752 rs1169288 rs3825932 rs3786897 rs3136441 rs16933812 rs629301 rs2000999 rs241425 rs1465788 rs1800588 rs9267658 rs2071540 rs10838738 rs3733829 rs10761731 rs174570 rs17367504 rs16948048 rs11203203 rs646776 rs2932538 rs651821 rs1077835 rs643531 rs2306374 rs764984 rs6065906 rs1378942 rs46522 rs261334 rs10512017	0.00E+00	0.00E+00	TRUE	0.00E+00	TRUE
H3K4ME2_HMEC	46	rs629301 rs10511815 rs11603334 rs1516725 rs241425 rs241424 rs1465788 rs2925979 rs2234962 rs3729639 rs660240 rs4765127 rs896854 rs2071469 rs2071540 rs61839660 rs10838738 rs4129767 rs769449 rs10761731 rs174570 rs653178 rs17367504 rs16948048 rs646776 rs2932538 rs12740374 rs7865618 rs4129267 rs1552224 rs241427 rs643531 rs2071554 rs1894406 rs16942887 rs11220462 rs1378942 rs849134 rs46522 rs581080 rs12946454 rs3101336 rs1150752 rs2071474 rs2071472 rs6427196	0.00E+00	0.00E+00	TRUE	0.00E+00	TRUE

H3K4ME2_K562	41	rs629301 rs651007 rs11603334 rs241425 rs241424 rs1465788 rs4763879 rs3729639 rs660240 rs11257655 rs896854 rs11065987 rs7120118 rs2071540 rs10838738 rs769449 rs3733829 rs10761731 rs10501320 rs17367504 rs16948048 rs646776 rs2932538 rs12740374 rs651821 rs1552224 rs241427 rs643531 rs174547 rs12272004 rs16942887 rs505922 rs46522 rs2286276 rs1004467 rs10495381 rs579459 rs3825932 rs635634 rs174546 rs495828	0.00E+00	0.00E+00	TRUE	0.00E+00	TRUE
H3K4ME2_NHEK	54	rs10511815 rs1516725 rs241424 rs2075292 rs3729639 rs660240 rs1150754 rs896854 rs2071469 rs2228145 rs769449 rs10501320 rs12740374 rs7865618 rs4129267 rs1894406 rs16942887 rs581080 rs12946454 rs10495381 rs1150752 rs6427196 rs629301 rs11603334 rs241425 rs1465788 rs2925979 rs2234962 rs229541 rs9267658 rs2071540 rs216172 rs10838738 rs4129767 rs10761731 rs174570 rs653178 rs17367504 rs16948048 rs646776 rs2932538 rs1552224 rs241427 rs643531 rs2071554 rs11220462 rs1378942 rs46522 rs1004467 rs10821415 rs9784758 rs3101336 rs2071472 rs1265564	0.00E+00	0.00E+00	TRUE	0.00E+00	TRUE
H3K4ME3_GM06990	31	rs11603334 rs241425 rs241424 rs1465788 rs4763879 rs3729639 rs9272346 rs896854 rs2071469 rs2071540 rs216172 rs61839660 rs10838738 rs3733829 rs10761731 rs174570 rs10501320 rs17367504 rs16948048 rs2932538 rs1552224 rs241427 rs643531 rs12272004 rs2071554 rs16942887 rs1378942 rs46522 rs3825932 rs2071474 rs2071472	0.00E+00	0.00E+00	TRUE	0.00E+00	TRUE

H3K4ME3_HELAS3	45	rs629301 rs651007 rs11603334 rs241425 rs241424 rs1465788 rs3729639 rs660240 rs1150754 rs4765127 rs7120118 rs1800588 rs2071540 rs10838738 rs10761731 rs653178 rs7129220 rs6495122 rs9976767 rs10501320 rs17367504 rs10824026 rs16948048 rs11203203 rs646776 rs2932538 rs12740374 rs4812829 rs1552224 rs1077835 rs241427 rs643531 rs16942887 rs1378942 rs849134 rs505922 rs2227956 rs46522 rs12946454 rs10495381 rs10821415 rs579459 rs261334 rs3101336 rs1265564	0.00E+00	0.00E+00	TRUE	0.00E+00	TRUE
H3K4ME3_HEPG2	40	rs629301 rs1516725 rs241424 rs1465788 rs2072183 rs3729639 rs660240 rs4765127 rs896854 rs1800588 rs9267658 rs2071540 rs10838738 rs769449 rs3733829 rs4253399 rs10761731 rs174570 rs10501320 rs17367504 rs16948048 rs2278426 rs11203203 rs646776 rs2932538 rs12740374 rs651821 rs1077835 rs643531 rs16942887 rs764984 rs6065906 rs46522 rs581080 rs12946454 rs1150752 rs1169288 rs3825932 rs3136441 rs16933812	0.00E+00	0.00E+00	TRUE	0.00E+00	TRUE
H3K4ME3_K562	39	rs629301 rs651007 rs11603334 rs241425 rs241424 rs1465788 rs4763879 rs3729639 rs660240 rs11257655 rs896854 rs11065987 rs2071540 rs10838738 rs769449 rs3733829 rs10761731 rs653178 rs7801190 rs10501320 rs17367504 rs16948048 rs646776 rs2932538 rs12740374 rs1552224 rs241427 rs643531 rs16942887 rs1378942 rs505922 rs46522 rs2286276 rs12946454 rs10495381 rs579459 rs3825932 rs635634 rs495828	0.00E+00	0.00E+00	TRUE	0.00E+00	TRUE

H3K4ME3_NHEK	32	rs629301 rs10511815 rs11603334 rs241425 rs241424 rs1465788 rs2234962 rs3729639 rs660240 rs896854 rs2071469 rs2071540 rs10838738 rs769449 rs10761731 rs174570 rs653178 rs17367504 rs16948048 rs646776 rs2932538 rs12740374 rs1552224 rs241427 rs643531 rs2071554 rs16942887 rs46522 rs581080 rs12946454 rs3101336 rs2071472	0.00E+00	0.00E+00	TRUE	0.00E+00	TRUE
H3K79ME2_GM12878	50	rs2855812 rs2293983 rs241424 rs181362 rs17030613 rs3729639 rs12027135 rs9272346 rs4765127 rs896854 rs2071469 rs7819412 rs17249754 rs10501320 rs6861681 rs10512807 rs603446 rs16942887 rs7136259 rs3825932 rs3764021 rs16933812 rs11603334 rs3184504 rs241425 rs1465788 rs2925979 rs4763879 rs7503807 rs2071540 rs216172 rs10838738 rs4129767 rs3733829 rs10761731 rs174570 rs653178 rs11669133 rs17367504 rs1552224 rs241427 rs2071554 rs1231206 rs1378942 rs46522 rs10903129 rs11191593 rs2071474 rs2071472 rs744479	0.00E+00	0.00E+00	TRUE	0.00E+00	TRUE

H3K79ME2_HELAS3	51	rs2855812 rs10511815 rs241424 rs181362 rs17030613 rs3729639 rs660240 rs4765127 rs7570971 rs17249754 rs4660293 rs10501320 rs12740374 rs6861681 rs174547 rs10512807 rs16942887 rs7136259 rs2286276 rs12946454 rs12413409 rs174546 rs629301 rs11603334 rs241425 rs1465788 rs2925979 rs2234962 rs206936 rs7503807 rs2071540 rs10838738 rs4129767 rs3733829 rs10761731 rs653178 rs11669133 rs17367504 rs2814944 rs646776 rs2932538 rs1552224 rs241427 rs11220462 rs1378942 rs599839 rs46522 rs10903129 rs11191593 rs744479 rs946907	0.00E+00	0.00E+00	TRUE	0.00E+00	TRUE
H3K79ME2_HEPG2	49	rs1516725 rs241424 rs181362 rs1183910 rs17030613 rs2072183 rs3729639 rs4765127 rs896854 rs769449 rs10501320 rs7979473 rs2278426 rs6861681 rs10512807 rs16942887 rs2286276 rs581080 rs12946454 rs1169288 rs3825932 rs3786897 rs3136441 rs11603334 rs241425 rs2925979 rs7503807 rs471364 rs10838738 rs4129767 rs3733829 rs10761731 rs174570 rs653178 rs11669133 rs2932538 rs651821 rs4812829 rs1552224 rs241427 rs643531 rs11220462 rs1378942 rs46522 rs10903129 rs11191593 rs261334 rs744479 rs946907	0.00E+00	0.00E+00	TRUE	0.00E+00	TRUE

H3K79ME2_HSMM	51	rs2855812 rs1516725 rs181362 rs17030613 rs174548 rs3729639 rs4765127 rs896854 rs7819412 rs7570971 rs17249754 rs4660293 rs10501320 rs508487 rs2681492 rs174547 rs10512807 rs603446 rs16942887 rs2681472 rs7136259 rs3825807 rs2286276 rs2271293 rs12946454 rs2338104 rs174546 rs11603334 rs3184504 rs2234962 rs206936 rs7503807 rs6784615 rs11136341 rs216172 rs10838738 rs9299 rs4129767 rs3733829 rs10761731 rs653178 rs11669133 rs1552224 rs1231206 rs1378942 rs599839 rs46522 rs10903129 rs7593730 rs11191593 rs744479	0.00E+00	0.00E+00	TRUE	0.00E+00	TRUE
H3K79ME2_HSMMT	55	rs2855812 rs1516725 rs181362 rs17030613 rs174548 rs3729639 rs9470794 rs4765127 rs896854 rs7819412 rs7570971 rs4665972 rs17249754 rs10501320 rs6861681 rs508487 rs2681492 rs174547 rs319690 rs10512807 rs603446 rs16942887 rs2681472 rs7136259 rs3825807 rs2290159 rs2286276 rs2271293 rs12946454 rs2338104 rs174546 rs11603334 rs1465788 rs2234962 rs7503807 rs11136341 rs216172 rs10838738 rs9299 rs4129767 rs3733829 rs10761731 rs174570 rs653178 rs11669133 rs17367504 rs1552224 rs1231206 rs1378942 rs599839 rs46522 rs10903129 rs7593730 rs11191593 rs744479	0.00E+00	0.00E+00	TRUE	0.00E+00	TRUE

H3K79ME2_K562	43	rs2855812 rs10511815 rs11603334 rs3184504 rs1516725 rs241425 rs241424 rs1465788 rs181362 rs2925979 rs17030613 rs206936 rs174548 rs4763879 rs3729639 rs7503807 rs12027135 rs4765127 rs11136341 rs10838738 rs4129767 rs3733829 rs7570971 rs10761731 rs653178 rs10501320 rs11669133 rs17367504 rs2932538 rs1552224 rs241427 rs174547 rs10512807 rs16942887 rs1378942 rs505922 rs46522 rs2286276 rs10903129 rs2519093 rs3825932 rs2307111 rs174546	0.00E+00	0.00E+00	TRUE	0.00E+00	TRUE
H3K9ACB_K562	67	rs241424 rs181362 rs2072183 rs174548 rs3729639 rs1260326 rs660240 rs1150754 rs896854 rs7120118 rs769449 rs9976767 rs10501320 rs2967605 rs10401969 rs255049 rs12740374 rs1169310 rs174547 rs1270942 rs16942887 rs2286276 rs12946454 rs10495381 rs579459 rs2292239 rs3825932 rs174546 rs629301 rs651007 rs11603334 rs3184504 rs5219 rs1465788 rs2925979 rs11257655 rs11136341 rs11065987 rs2254287 rs9267658 rs2071540 rs10838738 rs4129767 rs3733829 rs7679 rs10761731 rs174570 rs2814982 rs6495122 rs7801190 rs11669133 rs17367504 rs16948048 rs11203203 rs646776 rs2932538 rs651821 rs1552224 rs1378942 rs505922 rs599839 rs2227956 rs46522 rs16996148 rs2028299 rs11869286 rs5215	0.00E+00	0.00E+00	TRUE	0.00E+00	TRUE

H3K9AC_GM12878	40	rs10517483 rs2293983 rs11603334 rs3184504 rs241425 rs241424 rs1465788 rs4763879 rs3729639 rs9272346 rs11257655 rs12037222 rs896854 rs2071469 rs2071540 rs216172 rs61839660 rs10838738 rs3733829 rs10761731 rs174570 rs9976767 rs10501320 rs17367504 rs16948048 rs11203203 rs2932538 rs1552224 rs241427 rs643531 rs2071554 rs1231206 rs603446 rs16942887 rs1378942 rs46522 rs10495381 rs3825932 rs2071474 rs2071472	0.00E+00	0.00E+00	TRUE	0.00E+00	TRUE
H3K9AC_HELAS3	40	rs629301 rs11603334 rs241425 rs241424 rs1465788 rs174548 rs3729639 rs660240 rs1150754 rs11257655 rs7120118 rs9267658 rs2071540 rs10838738 rs4129767 rs3733829 rs10761731 rs653178 rs6495122 rs9976767 rs10501320 rs17367504 rs10824026 rs16948048 rs11203203 rs646776 rs2932538 rs12740374 rs1552224 rs241427 rs174547 rs16942887 rs1378942 rs599839 rs46522 rs12946454 rs10495381 rs10821415 rs3101336 rs174546	0.00E+00	0.00E+00	TRUE	0.00E+00	TRUE

H3K9AC_HEPG2	47	rs629301 rs2000999 rs1516725 rs241425 rs241424 rs1465788 rs1183910 rs2072183 rs4788084 rs3729639 rs660240 rs4765127 rs896854 rs1800588 rs9267658 rs2071540 rs10838738 rs769449 rs3733829 rs7679 rs4253399 rs10761731 rs174570 rs10501320 rs17367504 rs16948048 rs2278426 rs646776 rs2932538 rs12740374 rs651821 rs1077835 rs241427 rs643531 rs2306374 rs16942887 rs764984 rs6065906 rs1378942 rs46522 rs581080 rs12946454 rs1169288 rs2412710 rs3825932 rs3786897 rs3136441	0.00E+00	0.00E+00	TRUE	0.00E+00	TRUE
H3K9AC_K562	38	rs629301 rs651007 rs11603334 rs1516725 rs241425 rs241424 rs1465788 rs6679677 rs174548 rs4763879 rs3729639 rs660240 rs4765127 rs896854 rs11065987 rs10838738 rs769449 rs3733829 rs10761731 rs653178 rs10501320 rs17367504 rs16948048 rs646776 rs2932538 rs12740374 rs1552224 rs174547 rs16942887 rs1378942 rs505922 rs46522 rs10495381 rs579459 rs3825932 rs635634 rs174546 rs495828	0.00E+00	0.00E+00	TRUE	0.00E+00	TRUE
H3K9AC_NHEK	34	rs629301 rs10511815 rs11603334 rs1516725 rs241425 rs241424 rs1465788 rs2925979 rs2234962 rs3729639 rs660240 rs896854 rs2071469 rs2071540 rs216172 rs10838738 rs4129767 rs10761731 rs174570 rs17367504 rs16948048 rs646776 rs2932538 rs12740374 rs1552224 rs643531 rs2071554 rs16942887 rs1378942 rs46522 rs581080 rs12946454 rs3101336 rs2071472	0.00E+00	0.00E+00	TRUE	0.00E+00	TRUE

H3K9AC_HMEC	27	rs629301 rs10511815 rs11603334 rs241425 rs241424 rs2925979 rs660240 rs896854 rs2071469 rs2071540 rs10838738 rs10761731 rs174570 rs17367504 rs646776 rs2932538 rs12740374 rs1552224 rs643531 rs2071554 rs16942887 rs46522 rs581080 rs12946454 rs3101336 rs2071474 rs2071472	1.00E-05	1.62E-03	TRUE	2.67E-05	TRUE
H3K4ME3_HMEC	32	rs629301 rs11603334 rs241425 rs241424 rs2925979 rs2234962 rs3729639 rs660240 rs896854 rs2071469 rs2071540 rs10838738 rs769449 rs10761731 rs174570 rs653178 rs17367504 rs16948048 rs646776 rs2932538 rs12740374 rs1552224 rs241427 rs643531 rs2071554 rs16942887 rs46522 rs581080 rs12946454 rs3101336 rs1150752 rs2071472	1.00E-05	1.62E-03	TRUE	2.71E-05	TRUE
H3K4ME1_NHA	60	rs442177 rs1516725 rs241424 rs2075292 rs660240 rs1150754 rs896854 rs7819412 rs7120118 rs2228145 rs769449 rs10501320 rs12740374 rs7865618 rs4129267 rs508487 rs1894406 rs603446 rs16942887 rs17216525 rs386000 rs2929282 rs3131379 rs2290159 rs7178572 rs12946454 rs11776767 rs2338104 rs6427196 rs629301 rs11603334 rs3184504 rs241425 rs1465788 rs2925979 rs2234962 rs216172 rs10838738 rs3733829 rs174570 rs653178 rs7129220 rs17367504 rs10824026 rs11203203 rs646776 rs2932538 rs651821 rs1552224 rs643531 rs1231206 rs2065306 rs11220462 rs1378942 rs849134 rs46522 rs10821415 rs3101336 rs2028299 rs4537545	1.00E-05	1.62E-03	TRUE	2.76E-05	TRUE

H3K4ME2_HELAS3	48	rs629301 rs11603334 rs241425 rs241424 rs1465788 rs181362 rs3729639 rs660240 rs1150754 rs11257655 rs4765127 rs11136341 rs7120118 rs1800588 rs2071540 rs10838738 rs3733829 rs10761731 rs653178 rs7129220 rs6495122 rs9976767 rs10501320 rs17367504 rs10824026 rs16948048 rs11203203 rs646776 rs2932538 rs12740374 rs1552224 rs1077835 rs241427 rs643531 rs1270942 rs2065306 rs16942887 rs1378942 rs849134 rs599839 rs46522 rs16996148 rs12946454 rs10495381 rs10821415 rs3101336 rs6427196 rs1265564	1.00E-05	1.62E-03	TRUE	2.81E-05	TRUE
H3K4ME3_GM12878	40	rs10517483 rs2293983 rs11603334 rs241425 rs241424 rs1465788 rs4763879 rs3729639 rs9272346 rs12037222 rs896854 rs2071469 rs2071540 rs216172 rs61839660 rs10838738 rs3733829 rs10761731 rs174570 rs9976767 rs10501320 rs17367504 rs16948048 rs11203203 rs2932538 rs1552224 rs241427 rs643531 rs2071554 rs1231206 rs603446 rs16942887 rs1378942 rs46522 rs581080 rs1802295 rs3825932 rs2071474 rs2071472 rs1412444	1.00E-05	1.62E-03	TRUE	2.86E-05	TRUE

H3K4ME2_GM12878	46	rs10517483 rs2293983 rs11603334 rs3184504 rs241425 rs241424 rs1465788 rs2925979 rs4763879 rs3729639 rs9272346 rs11257655 rs12037222 rs896854 rs2071469 rs2071540 rs216172 rs61839660 rs10838738 rs9299 rs3733829 rs10761731 rs174570 rs9976767 rs10501320 rs11669133 rs17367504 rs16948048 rs11203203 rs2932538 rs1552224 rs241427 rs643531 rs12272004 rs2071554 rs1231206 rs603446 rs16942887 rs1378942 rs46522 rs10495381 rs3825932 rs2071474 rs2071472 rs1412444 rs12239046	1.00E-05	1.62E-03	TRUE	2.91E-05	TRUE
H2AZ_K562	43	rs629301 rs780094 rs651007 rs11603334 rs7396835 rs241425 rs241424 rs1465788 rs4763879 rs3729639 rs660240 rs11257655 rs896854 rs11065987 rs7120118 rs9267658 rs61839660 rs10838738 rs769449 rs9976767 rs605066 rs10501320 rs10824026 rs7703051 rs16948048 rs11203203 rs646776 rs2932538 rs12740374 rs651821 rs1552224 rs241427 rs643531 rs16942887 rs505922 rs1004467 rs10495381 rs579459 rs1111875 rs635634 rs6427196 rs10512017 rs495828	1.00E-05	1.62E-03	TRUE	2.96E-05	TRUE
H4K20ME1_GM12878	14	rs2855812 rs181362 rs1150754 rs46522 rs12946454 rs4129767 rs2304256 rs3733829 rs7679 rs4665972 rs1178979 rs11669133 rs425105 rs16933812	2.00E-05	3.24E-03	TRUE	5.16E-05	TRUE

H2AZ_GM12878	36	rs10517483 rs11603334 rs241425 rs241424 rs1465788 rs4763879 rs3729639 rs11257655 rs12037222 rs896854 rs2071469 rs2071540 rs216172 rs61839660 rs10838738 rs174570 rs9976767 rs17367504 rs16948048 rs11203203 rs651821 rs1552224 rs241427 rs643531 rs12272004 rs2071554 rs1231206 rs1894406 rs10488659 rs16942887 rs12130333 rs10495381 rs3825932 rs2071474 rs2071472 rs1412444	2.00E-05	3.24E-03	TRUE	5.25E-05	TRUE
H2AZ_HEPG2	22	rs629301 rs643531 rs7396835 rs1465788 rs3729639 rs16942887 rs764984 rs6065906 rs660240 rs1800588 rs9267658 rs2071540 rs581080 rs10495381 rs10838738 rs261334 rs16948048 rs11203203 rs646776 rs2932538 rs12740374 rs1077835	3.00E-05	4.86E-03	TRUE	7.62E-05	TRUE
H3K4ME2_OSTEOBL	51	rs442177 rs1516725 rs241424 rs3729639 rs660240 rs1150754 rs896854 rs7819412 rs2652834 rs769449 rs10501320 rs12740374 rs7865618 rs4129267 rs12190287 rs1894406 rs16942887 rs12130333 rs3131379 rs7178572 rs581080 rs12946454 rs10495381 rs6427196 rs629301 rs11603334 rs241425 rs1465788 rs2925979 rs2071540 rs216172 rs10838738 rs10761731 rs174570 rs653178 rs7129220 rs17367504 rs16948048 rs646776 rs2932538 rs651821 rs1552224 rs643531 rs12272004 rs2065306 rs1378942 rs849134 rs46522 rs3101336 rs2071474 rs4537545	4.00E-05	6.48E-03	TRUE	9.85E-05	TRUE

H3K4ME2_NHLF	39	rs442177 rs11603334 rs1516725 rs241425 rs241424 rs1465788 rs2925979 rs3729639 rs1150754 rs896854 rs2071540 rs216172 rs10838738 rs9299 rs3733829 rs10761731 rs174570 rs653178 rs10501320 rs17367504 rs16948048 rs2932538 rs4129267 rs1552224 rs241427 rs508487 rs643531 rs1231206 rs2065306 rs12190287 rs16942887 rs6065906 rs1378942 rs12130333 rs7178572 rs46522 rs581080 rs12946454 rs3101336	4.00E-05	6.48E-03	TRUE	1.00E-04	TRUE
H3K4ME2_HSMMT	43	rs629301 rs442177 rs11603334 rs1516725 rs241425 rs241424 rs1465788 rs3729639 rs660240 rs896854 rs7819412 rs2071540 rs216172 rs2652834 rs10838738 rs4129767 rs3733829 rs10761731 rs174570 rs653178 rs7129220 rs10501320 rs17367504 rs16948048 rs646776 rs2932538 rs12740374 rs1552224 rs508487 rs643531 rs2065306 rs16942887 rs6065906 rs7136259 rs1378942 rs46522 rs581080 rs12946454 rs10821415 rs7593730 rs3101336 rs1150752 rs3825932	6.00E-05	9.72E-03	TRUE	1.43E-04	TRUE
H3K27AC_HMEC	37	rs629301 rs10511815 rs11603334 rs1516725 rs241425 rs241424 rs1465788 rs2925979 rs2234962 rs660240 rs896854 rs2071469 rs2071540 rs10838738 rs4129767 rs10761731 rs174570 rs653178 rs17367504 rs16948048 rs646776 rs2932538 rs12740374 rs7865618 rs1552224 rs643531 rs2071554 rs1894406 rs16942887 rs46522 rs581080 rs9784758 rs3101336 rs2071474 rs2071472 rs6427196 rs1412444	6.00E-05	9.72E-03	TRUE	1.45E-04	TRUE

H3K27AC_NHLF	36	rs442177 rs11603334 rs3184504 rs1465788 rs2925979 rs2234962 rs3729639 rs1150754 rs896854 rs2071540 rs216172 rs10838738 rs9299 rs3733829 rs10761731 rs174570 rs653178 rs7129220 rs17367504 rs16948048 rs2932538 rs4129267 rs1552224 rs508487 rs643531 rs1231206 rs2065306 rs12190287 rs16942887 rs1378942 rs12130333 rs7178572 rs46522 rs3101336 rs2338104 rs4537545	7.00E-05	1.13E-02	TRUE	1.65E-04	TRUE
H3K27AC_NHDFAD	37	rs442177 rs11603334 rs3184504 rs1516725 rs1465788 rs2925979 rs2234962 rs3729639 rs1150754 rs896854 rs2071540 rs216172 rs2228145 rs10838738 rs9299 rs3733829 rs10761731 rs174570 rs7129220 rs17367504 rs2932538 rs4129267 rs1552224 rs508487 rs643531 rs1231206 rs2065306 rs603446 rs16942887 rs12130333 rs7178572 rs12946454 rs7593730 rs3101336 rs2293889 rs2338104 rs4537545	8.00E-05	1.30E-02	TRUE	1.86E-04	TRUE
H3K4ME3_HRE	22	rs629301 rs643531 rs11603334 rs3729639 rs16942887 rs660240 rs896854 rs9267658 rs2071540 rs10838738 rs9299 rs769449 rs3101336 rs1169288 rs10761731 rs174570 rs17367504 rs16948048 rs646776 rs2932538 rs12740374 rs1552224	9.00E-05	1.46E-02	TRUE	2.06E-04	TRUE
H3K4ME3_HPF	27	rs11603334 rs1516725 rs241425 rs241424 rs1465788 rs3729639 rs896854 rs2071540 rs10838738 rs9299 rs769449 rs4253399 rs10761731 rs174570 rs653178 rs10501320 rs17367504 rs2932538 rs1552224 rs643531 rs2065306 rs12190287 rs16942887 rs46522 rs581080 rs12946454 rs3101336	1.30E-04	2.11E-02	TRUE	2.93E-04	TRUE

H4K20ME1_K562	27	rs2083637 rs3184504 rs2234962 rs1535500 rs7748513 rs174548 rs9470794 rs4129767 rs3733829 rs7679 rs653178 rs4660293 rs10501320 rs11669133 rs2814944 rs7164883 rs1169310 rs174547 rs12190287 rs1169300 rs764984 rs1378942 rs2290159 rs46522 rs2286276 rs7753051 rs174546	1.40E-04	2.27E-02	TRUE	3.07E-04	TRUE
H3K4ME3_NHLF	25	rs442177 rs11603334 rs241425 rs241424 rs1465788 rs3729639 rs896854 rs2071540 rs10838738 rs9299 rs3733829 rs10761731 rs174570 rs10501320 rs17367504 rs16948048 rs2932538 rs1552224 rs508487 rs643531 rs12190287 rs16942887 rs46522 rs581080 rs3101336	1.40E-04	2.27E-02	TRUE	3.11E-04	TRUE
H3K27AC_H3MMT	52	rs442177 rs2075292 rs660240 rs896854 rs7819412 rs2652834 rs10501320 rs12740374 rs508487 rs11556924 rs1894406 rs16942887 rs17216525 rs2929282 rs12946454 rs9384296 rs3825932 rs7172432 rs6427196 rs629301 rs11603334 rs3184504 rs1465788 rs9818870 rs2234962 rs206936 rs216172 rs10838738 rs4129767 rs9287439 rs10761731 rs653178 rs7129220 rs17367504 rs16948048 rs646776 rs2932538 rs1552224 rs643531 rs12272004 rs2306374 rs2065306 rs864745 rs6065906 rs17609940 rs46522 rs10821415 rs7593730 rs9784758 rs3101336 rs1412444 rs5215	1.80E-04	2.92E-02	TRUE	3.89E-04	TRUE

H3K4ME3_NHA	28	rs629301 rs442177 rs11603334 rs241425 rs241424 rs1465788 rs3729639 rs660240 rs896854 rs2071540 rs10838738 rs9299 rs10761731 rs174570 rs653178 rs10501320 rs17367504 rs16948048 rs646776 rs2932538 rs12740374 rs1552224 rs508487 rs643531 rs2065306 rs16942887 rs46522 rs3101336	2.00E-04	3.24E-02	TRUE	4.27E-04	TRUE
H3K27AC_OSTEOBL	54	rs442177 rs7396835 rs1516725 rs241424 rs2075292 rs896854 rs7819412 rs2652834 rs7865618 rs508487 rs4442876 rs5753037 rs603446 rs16942887 rs12130333 rs3131379 rs2290159 rs7178572 rs581080 rs2338104 rs6427196 rs11603334 rs3184504 rs241425 rs1465788 rs2925979 rs6679677 rs2234962 rs206936 rs2071540 rs216172 rs10838738 rs4129767 rs3733829 rs10761731 rs653178 rs7129220 rs17367504 rs16948048 rs2932538 rs651821 rs1552224 rs643531 rs1231206 rs2065306 rs1378942 rs849134 rs599839 rs46522 rs7593730 rs3101336 rs2071474 rs2028299 rs4537545	2.20E-04	3.56E-02	TRUE	4.63E-04	TRUE
H3K27AC_NHEK	38	rs629301 rs10511815 rs11603334 rs1516725 rs241425 rs241424 rs1465788 rs2925979 rs2234962 rs2075292 rs660240 rs2071469 rs9267658 rs2071540 rs216172 rs10838738 rs4129767 rs10761731 rs174570 rs653178 rs17367504 rs16948048 rs646776 rs2932538 rs12740374 rs7865618 rs1552224 rs643531 rs2071554 rs1894406 rs16942887 rs1378942 rs46522 rs12946454 rs9784758 rs3101336 rs2071472 rs6427196	2.80E-04	4.54E-02	TRUE	5.82E-04	TRUE

H3K4ME3_HEE	24	rs629301 rs241427 rs643531 rs11603334 rs241425 rs241424 rs1465788 rs3729639 rs16942887 rs660240 rs896854 rs46522 rs581080 rs12946454 rs10838738 rs769449 rs10761731 rs174570 rs17367504 rs16948048 rs646776 rs2932538 rs12740374 rs1552224	3.20E-04	5.18E-02	FALSE	6.56E-04	TRUE
H3K4ME3_HEK293	21	rs643531 rs11603334 rs241425 rs241424 rs3729639 rs16942887 rs660240 rs896854 rs46522 rs10838738 rs769449 rs3101336 rs1150752 rs10761731 rs174570 rs10501320 rs17367504 rs16948048 rs2932538 rs12740374 rs1552224	3.50E-04	5.67E-02	FALSE	7.09E-04	TRUE
H3K4ME3_NT2D1	25	rs629301 rs1465788 rs3729639 rs660240 rs896854 rs10485086 rs2071540 rs10838738 rs769449 rs3733829 rs10761731 rs174570 rs10501320 rs17367504 rs16948048 rs646776 rs2932538 rs12740374 rs16942887 rs505922 rs46522 rs10495381 rs3101336 rs1150752 rs2338104	4.70E-04	7.61E-02	FALSE	9.40E-04	TRUE
H3K4ME2_NHDFAD	41	rs442177 rs11603334 rs1516725 rs241425 rs241424 rs1465788 rs2925979 rs6679677 rs3729639 rs1150754 rs896854 rs2071540 rs216172 rs10838738 rs769449 rs3733829 rs10761731 rs174570 rs653178 rs7129220 rs10501320 rs17367504 rs16948048 rs2932538 rs651821 rs4129267 rs1552224 rs241427 rs643531 rs1231206 rs16942887 rs1378942 rs12130333 rs7178572 rs46522 rs581080 rs12946454 rs10495381 rs7593730 rs3101336 rs4537545	4.90E-04	7.94E-02	FALSE	9.68E-04	TRUE

H3K4ME3_HVMF	24	rs643531 rs11603334 rs1465788 rs2925979 rs12190287 rs3729639 rs16942887 rs896854 rs46522 rs2071540 rs581080 rs12946454 rs10838738 rs9299 rs769449 rs3101336 rs10761731 rs174570 rs653178 rs10501320 rs17367504 rs16948048 rs2932538 rs1552224	5.80E-04	9.40E-02	FALSE	1.13E-03	TRUE
H3K4ME3_HCF	21	rs643531 rs11603334 rs3184504 rs1465788 rs12190287 rs3729639 rs16942887 rs896854 rs46522 rs2071540 rs12946454 rs10838738 rs769449 rs3101336 rs10761731 rs174570 rs653178 rs17367504 rs16948048 rs2932538 rs1552224	6.50E-04	1.05E-01	FALSE	1.25E-03	TRUE
H3K9AC_NHDFAD	25	rs442177 rs11603334 rs1465788 rs6679677 rs3729639 rs1150754 rs896854 rs2071540 rs216172 rs10838738 rs9299 rs3733829 rs10761731 rs174570 rs17367504 rs2932538 rs1552224 rs643531 rs1231206 rs16942887 rs12130333 rs46522 rs7593730 rs3101336 rs4537545	6.90E-04	1.12E-01	FALSE	1.31E-03	TRUE
H3K4ME2_HSMM	37	rs442177 rs11603334 rs3184504 rs241425 rs241424 rs1465788 rs3729639 rs896854 rs7819412 rs2071540 rs216172 rs10838738 rs9299 rs4129767 rs10761731 rs174570 rs653178 rs7129220 rs10501320 rs17367504 rs16948048 rs2932538 rs1552224 rs643531 rs1231206 rs2065306 rs1894406 rs16942887 rs7136259 rs46522 rs581080 rs12946454 rs10821415 rs7593730 rs9784758 rs3101336 rs6427196	7.80E-04	1.26E-01	FALSE	1.47E-03	TRUE

H3K27ME3_NT2D1	28	rs651007 rs1516725 rs241425 rs5219 rs241424 rs1535500 rs4765127 rs12037222 rs896854 rs2071540 rs9299 rs1547789 rs6467136 rs9976767 rs9816226 rs11203203 rs651821 rs12190287 rs505922 rs581080 rs579459 rs1111875 rs3101336 rs1150752 rs7647305 rs3825932 rs495828 rs5215	8.50E-04	1.38E-01	FALSE	1.58E-03	TRUE
H3K4ME3_NHDFAD	24	rs442177 rs643531 rs11603334 rs1516725 rs241425 rs241424 rs1465788 rs3729639 rs16942887 rs896854 rs12130333 rs46522 rs2071540 rs581080 rs12946454 rs10838738 rs9299 rs3101336 rs10761731 rs174570 rs17367504 rs16948048 rs2932538 rs1552224	9.90E-04	1.60E-01	FALSE	1.82E-03	TRUE
H3K4ME1_NT2D1	33	rs629301 rs11603334 rs3184504 rs241425 rs241424 rs660240 rs515071 rs1150754 rs9267658 rs3733829 rs174570 rs6495122 rs9976767 rs10501320 rs11669133 rs7164883 rs11203203 rs646776 rs12740374 rs1552224 rs12272004 rs7305618 rs17216525 rs6065906 rs2531995 rs16996148 rs12946454 rs261334 rs1150752 rs7953249 rs3786897 rs11869286 rs5215	1.19E-03	1.93E-01	FALSE	2.16E-03	TRUE
H3K27ME3_H7ES	21	rs241427 rs651007 rs1516725 rs241425 rs5219 rs241424 rs12190287 rs4765127 rs896854 rs505922 rs2071540 rs579459 rs9299 rs3101336 rs1547789 rs6467136 rs7647305 rs3825932 rs635634 rs9816226 rs495828	1.70E-03	2.75E-01	FALSE	3.06E-03	TRUE
H4K20ME1_NHEK	14	rs181362 rs2234962 rs11136341 rs7136259 rs7819412 rs4129767 rs3733829 rs11776767 rs17249754 rs2338104 rs4660293 rs10501320 rs11669133 rs744479	1.75E-03	2.84E-01	FALSE	3.08E-03	TRUE

H3K4ME3_HCT116	20	rs241427 rs11603334 rs241425 rs241424 rs1465788 rs3729639 rs16942887 rs660240 rs896854 rs46522 rs2071540 rs12946454 rs10495381 rs10838738 rs10761731 rs653178 rs16948048 rs2932538 rs12740374 rs1552224	1.74E-03	2.82E-01	FALSE	3.09E-03	TRUE
H3K4ME3_NHDFNEO	24	rs442177 rs643531 rs11603334 rs1465788 rs3729639 rs16942887 rs896854 rs1378942 rs46522 rs2071540 rs581080 rs216172 rs12946454 rs10838738 rs769449 rs3101336 rs3733829 rs10761731 rs174570 rs17367504 rs16948048 rs2932538 rs4129267 rs1552224	1.78E-03	2.88E-01	FALSE	3.10E-03	TRUE
H3K27AC_HSMC	31	rs442177 rs11603334 rs3184504 rs1465788 rs2234962 rs2075292 rs3729639 rs896854 rs7819412 rs2652834 rs10838738 rs4129767 rs10761731 rs653178 rs7129220 rs10501320 rs17367504 rs10824026 rs2932538 rs1552224 rs643531 rs2065306 rs1894406 rs16942887 rs3825807 rs10821415 rs7593730 rs9784758 rs3101336 rs2338104 rs6427196	2.03E-03	3.29E-01	FALSE	3.46E-03	TRUE
H4K20ME1_HSMC	27	rs3184504 rs2234962 rs206936 rs7503807 rs9470794 rs6784615 rs896854 rs7819412 rs3733829 rs7570971 rs10761731 rs653178 rs17249754 rs10501320 rs11669133 rs6861681 rs508487 rs2306374 rs7136259 rs1378942 rs2290159 rs46522 rs2286276 rs10903129 rs7593730 rs11191593 rs744479	2.02E-03	3.27E-01	FALSE	3.48E-03	TRUE
H3K4ME3_HPAF	22	rs643531 rs11603334 rs1465788 rs12190287 rs3729639 rs16942887 rs896854 rs12130333 rs46522 rs2071540 rs10838738 rs9299 rs769449 rs3101336 rs3733829 rs10761731 rs174570 rs653178 rs17367504 rs16948048 rs2932538 rs1552224	2.11E-03	3.42E-01	FALSE	3.55E-03	TRUE

H3K4ME3_HMF	23	rs643531 rs11603334 rs241425 rs241424 rs1465788 rs3729639 rs16942887 rs896854 rs46522 rs2071540 rs581080 rs10838738 rs9299 rs769449 rs3101336 rs10761731 rs174570 rs17367504 rs16948048 rs2932538 rs651821 rs4129267 rs1552224	2.25E-03	3.65E-01	FALSE	3.75E-03	TRUE
H3K4ME3_AG10803	24	rs643531 rs11603334 rs241425 rs241424 rs1465788 rs12190287 rs3729639 rs16942887 rs896854 rs12130333 rs46522 rs2071540 rs581080 rs12946454 rs10838738 rs9299 rs3101336 rs10761731 rs174570 rs17367504 rs16948048 rs2932538 rs4129267 rs1552224	2.44E-03	3.95E-01	FALSE	4.02E-03	TRUE
H3K4ME3_AG04450	22	rs643531 rs11603334 rs1465788 rs2065306 rs12190287 rs3729639 rs16942887 rs896854 rs46522 rs2071540 rs581080 rs12946454 rs10838738 rs9299 rs3101336 rs3733829 rs10761731 rs174570 rs17367504 rs16948048 rs2932538 rs1552224	2.83E-03	4.58E-01	FALSE	4.62E-03	TRUE
H3K9AC_NT2D1	31	rs629301 rs11603334 rs3184504 rs1465788 rs660240 rs6784615 rs896854 rs2071540 rs10838738 rs769449 rs10761731 rs174570 rs6495122 rs10501320 rs17367504 rs16948048 rs646776 rs2932538 rs12740374 rs651821 rs1552224 rs16942887 rs17216525 rs1378942 rs46522 rs16996148 rs12946454 rs10495381 rs3101336 rs1150752 rs1169288	2.98E-03	4.83E-01	FALSE	4.82E-03	TRUE
H3K4ME3_AOAF	22	rs643531 rs11603334 rs1465788 rs3729639 rs16942887 rs896854 rs1378942 rs12130333 rs46522 rs2071540 rs581080 rs12946454 rs10838738 rs9299 rs3101336 rs10761731 rs174570 rs10501320 rs17367504 rs2932538 rs651821 rs1552224	3.08E-03	4.99E-01	FALSE	4.93E-03	TRUE

H3K4ME1_HUVEC	46	rs442177 rs11603334 rs3184504 rs1516725 rs241425 rs241424 rs1465788 rs2925979 rs2234962 rs2075292 rs174548 rs3729639 rs4765127 rs896854 rs7120118 rs10838738 rs769449 rs3733829 rs174570 rs653178 rs7129220 rs10501320 rs17367504 rs16948048 rs2932538 rs7865618 rs4129267 rs1552224 rs241427 rs643531 rs17696736 rs2065306 rs16942887 rs1378942 rs849134 rs6601530 rs2290159 rs7178572 rs46522 rs10903129 rs10821415 rs7593730 rs3101336 rs2292239 rs2338104 rs6427196	3.59E-03	5.82E-01	FALSE	5.69E-03	TRUE
H3K4ME3_HRPE	21	rs643531 rs11603334 rs12272004 rs1465788 rs3729639 rs16942887 rs896854 rs46522 rs2071540 rs12946454 rs10838738 rs769449 rs3101336 rs10761731 rs174570 rs3825932 rs17367504 rs16948048 rs2932538 rs946907 rs1552224	3.66E-03	5.93E-01	FALSE	5.74E-03	TRUE
H3K9AC_NHLF	17	rs643531 rs11603334 rs2065306 rs12190287 rs3729639 rs16942887 rs896854 rs2071540 rs216172 rs10838738 rs9299 rs3101336 rs10761731 rs174570 rs17367504 rs2932538 rs1552224	3.84E-03	6.22E-01	FALSE	5.97E-03	TRUE
H3K27AC_H1HESC	15	rs2000999 rs1465788 rs16942887 rs896854 rs10495381 rs10838738 rs769449 rs3733829 rs4253399 rs10761731 rs174570 rs2338104 rs17367504 rs16948048 rs2932538	3.90E-03	6.32E-01	FALSE	6.00E-03	TRUE

H3K4ME2_H1HESC	29	rs241425 rs241424 rs1465788 rs3729639 rs9470794 rs896854 rs2071540 rs10838738 rs769449 rs3733829 rs4253399 rs10761731 rs174570 rs10501320 rs17367504 rs255049 rs16948048 rs2932538 rs651821 rs12272004 rs11042023 rs12190287 rs16942887 rs581080 rs10495381 rs3101336 rs1150752 rs2338104 rs8028313	4.60E-03	7.45E-01	FALSE	7.01E-03	TRUE
H3K4ME2_HUVEC	34	rs11603334 rs3184504 rs1516725 rs241425 rs241424 rs1465788 rs3729639 rs896854 rs7120118 rs2071540 rs10838738 rs769449 rs3733829 rs10761731 rs174570 rs653178 rs7129220 rs17367504 rs16948048 rs2932538 rs7865618 rs1552224 rs643531 rs17696736 rs2065306 rs16942887 rs1378942 rs6601530 rs7178572 rs46522 rs10495381 rs10821415 rs3101336 rs6427196	4.84E-03	7.84E-01	FALSE	7.31E-03	TRUE
H3K4ME3_HSMMT	24	rs442177 rs643531 rs11603334 rs1465788 rs3729639 rs16942887 rs896854 rs3825807 rs7819412 rs46522 rs2071540 rs581080 rs12946454 rs10838738 rs3101336 rs1150752 rs10761731 rs174570 rs653178 rs10501320 rs17367504 rs16948048 rs2932538 rs1552224	5.08E-03	8.23E-01	FALSE	7.60E-03	TRUE
H3K4ME1_H1HESC	28	rs2083637 rs2000999 rs7350481 rs1465788 rs6679677 rs660240 rs4129767 rs3733829 rs4253399 rs174570 rs17367504 rs3756008 rs4621553 rs2932538 rs4938303 rs12740374 rs12272004 rs11042023 rs12190287 rs16942887 rs2531995 rs46522 rs10821415 rs3101336 rs2338104 rs1412444 rs8028313 rs11869286	5.18E-03	8.39E-01	FALSE	7.60E-03	TRUE

H3K27AC_NHA	34	rs629301 rs442177 rs11603334 rs3184504 rs1465788 rs2925979 rs2075292 rs660240 rs896854 rs7819412 rs7120118 rs2071540 rs216172 rs10838738 rs9299 rs10761731 rs653178 rs10824026 rs646776 rs2932538 rs12740374 rs7865618 rs1552224 rs643531 rs1231206 rs2065306 rs16942887 rs3131379 rs7178572 rs46522 rs7593730 rs3101336 rs4537545 rs6427196	5.15E-03	8.34E-01	FALSE	7.63E-03	TRUE
H3K4ME3_HUVEC	22	rs643531 rs11603334 rs241425 rs241424 rs1465788 rs3729639 rs16942887 rs896854 rs6601530 rs46522 rs2071540 rs10838738 rs769449 rs3101336 rs3733829 rs10761731 rs174570 rs7129220 rs17367504 rs16948048 rs2932538 rs1552224	5.62E-03	9.10E-01	FALSE	8.17E-03	TRUE
H4K20ME1_H1HESC	14	rs3184504 rs181362 rs4765127 rs896854 rs46522 rs9299 rs4129767 rs3733829 rs174570 rs653178 rs10501320 rs11669133 rs744479 rs7164883	5.89E-03	9.54E-01	FALSE	8.49E-03	TRUE
H4K20ME1_NHLF	5	rs3184504 rs3733829 rs181362 rs174570 rs46522	6.15E-03	9.96E-01	FALSE	8.79E-03	TRUE
H3K27AC_HUVEC	30	rs442177 rs11603334 rs3184504 rs1465788 rs2925979 rs174548 rs3729639 rs896854 rs7120118 rs2071540 rs10838738 rs3733829 rs10761731 rs174570 rs653178 rs7129220 rs17367504 rs16948048 rs2932538 rs7865618 rs1552224 rs643531 rs17696736 rs16942887 rs6601530 rs7178572 rs10821415 rs3101336 rs2338104 rs6427196	7.57E-03	1.00E+00	FALSE	1.07E-02	TRUE
H3K4ME3_HBMEC	18	rs643531 rs11603334 rs12190287 rs3729639 rs16942887 rs896854 rs46522 rs2071540 rs10838738 rs9299 rs769449 rs3101336 rs10761731 rs174570 rs17367504 rs16948048 rs2932538 rs1552224	7.81E-03	1.00E+00	FALSE	1.10E-02	TRUE

H3K9AC_HSMMT	33	rs629301 rs11603334 rs1465788 rs3729639 rs660240 rs896854 rs7819412 rs216172 rs10838738 rs4129767 rs10761731 rs174570 rs653178 rs10501320 rs17367504 rs646776 rs2932538 rs12740374 rs1552224 rs508487 rs643531 rs11556924 rs1231206 rs2065306 rs16942887 rs6065906 rs1378942 rs46522 rs12946454 rs10821415 rs3101336 rs1178979 rs3825932	8.62E-03	1.00E+00	FALSE	1.20E-02	TRUE
H3K27ME3_GM06990	14	rs7528684 rs2306374 rs1535500 rs12190287 rs7748513 rs10486744 rs1150754 rs505922 rs7941030 rs2254287 rs3101336 rs1150752 rs687621 rs7164883	9.53E-03	1.00E+00	FALSE	1.31E-02	TRUE
H3K9AC_HUVEC	23	rs643531 rs11603334 rs3184504 rs1465788 rs3729639 rs16942887 rs896854 rs6601530 rs46522 rs2071540 rs10821415 rs10838738 rs3101336 rs3733829 rs10761731 rs174570 rs7129220 rs2338104 rs17367504 rs16948048 rs2932538 rs7865618 rs1552224	9.83E-03	1.00E+00	FALSE	1.34E-02	TRUE
H3K4ME3_CACO2	18	rs629301 rs1465788 rs3729639 rs16942887 rs660240 rs896854 rs1800588 rs2071540 rs581080 rs10838738 rs769449 rs1169288 rs10761731 rs174570 rs16948048 rs646776 rs2932538 rs12740374	1.02E-02	1.00E+00	FALSE	1.39E-02	TRUE
H3K4ME3_HASP	17	rs643531 rs11603334 rs3729639 rs16942887 rs896854 rs46522 rs2071540 rs10838738 rs9299 rs769449 rs3101336 rs10761731 rs174570 rs17367504 rs16948048 rs2932538 rs1552224	1.08E-02	1.00E+00	FALSE	1.45E-02	TRUE
H3K27ME3_NHA	20	rs10274748 rs7221109 rs12190287 rs7804356 rs1169300 rs1150754 rs505922 rs1800588 rs61839660 rs9299 rs769449 rs1150752 rs1547789 rs3825932 rs7164883 rs4621553 rs3134954 rs1265564 rs4812829 rs1077835	1.11E-02	1.00E+00	FALSE	1.48E-02	TRUE

H3K27ME3_BJ	17	rs10274748 rs7221109 rs12190287 rs1260326 rs11244 rs505922 rs2254287 rs579459 rs9299 rs1150752 rs7647305 rs635634 rs9816226 rs7164883 rs4938303 rs1265564 rs495828	1.17E-02	1.00E+00	FALSE	1.54E-02	TRUE
H3K4ME3_AG09309	19	rs643531 rs11603334 rs1465788 rs2925979 rs3729639 rs16942887 rs896854 rs46522 rs2071540 rs581080 rs12946454 rs10838738 rs769449 rs3101336 rs10761731 rs174570 rs17367504 rs2932538 rs1552224	1.28E-02	1.00E+00	FALSE	1.68E-02	TRUE
H3K4ME3_BJ	17	rs643531 rs11603334 rs1465788 rs16942887 rs896854 rs46522 rs2071540 rs581080 rs12946454 rs10838738 rs3101336 rs10761731 rs174570 rs17367504 rs16948048 rs2932538 rs1552224	1.34E-02	1.00E+00	FALSE	1.73E-02	TRUE
H4K20ME1_HEPG2	17	rs3184504 rs1516725 rs181362 rs2925979 rs2234962 rs2072183 rs1378942 rs46522 rs4129767 rs769449 rs3733829 rs2292239 rs653178 rs4660293 rs10501320 rs2814944 rs3136441	1.34E-02	1.00E+00	FALSE	1.74E-02	TRUE
H3K4ME3_AG04449	20	rs508487 rs643531 rs11603334 rs12190287 rs3729639 rs16942887 rs896854 rs46522 rs2071540 rs581080 rs12946454 rs10838738 rs9299 rs3101336 rs10761731 rs174570 rs17367504 rs16948048 rs2932538 rs1552224	1.37E-02	1.00E+00	FALSE	1.76E-02	TRUE
H3K9AC_H1HESC	14	rs1465788 rs16942887 rs896854 rs46522 rs2071540 rs581080 rs10838738 rs769449 rs3733829 rs10761731 rs174570 rs2338104 rs17367504 rs2932538	1.65E-02	1.00E+00	FALSE	2.09E-02	TRUE

H3K4ME3_AG09319	19	rs643531 rs11603334 rs1465788 rs3729639 rs16942887 rs896854 rs12130333 rs46522 rs2071540 rs581080 rs12946454 rs10838738 rs3101336 rs3733829 rs10761731 rs174570 rs17367504 rs2932538 rs1552224	2.26E-02	1.00E+00	FALSE	2.84E-02	TRUE
H4K20ME1_HELAS3	11	rs11603334 rs4129767 rs3733829 rs181362 rs4660293 rs10501320 rs11669133 rs9470794 rs1378942 rs1552224 rs46522	2.35E-02	1.00E+00	FALSE	2.94E-02	TRUE
H3K4ME3_H1HESC	20	rs12272004 rs1465788 rs12190287 rs3729639 rs16942887 rs9470794 rs896854 rs2071540 rs581080 rs10495381 rs10838738 rs769449 rs3101336 rs4253399 rs10761731 rs174570 rs2338104 rs17367504 rs16948048 rs2932538	2.47E-02	1.00E+00	FALSE	3.06E-02	TRUE
H3K27ME3_H1HESC	16	rs651007 rs1516725 rs1535500 rs12190287 rs4765127 rs505922 rs579459 rs9299 rs3101336 rs1150752 rs6467136 rs7647305 rs635634 rs9816226 rs651821 rs495828	2.90E-02	1.00E+00	FALSE	3.57E-02	TRUE
H2AZ_OSTEOBL	29	rs629301 rs11603334 rs7396835 rs17376456 rs1465788 rs1549318 rs660240 rs896854 rs2071540 rs2652834 rs10838738 rs17367504 rs16948048 rs646776 rs2932538 rs12740374 rs651821 rs1552224 rs643531 rs12272004 rs16942887 rs12130333 rs581080 rs12946454 rs10495381 rs1111875 rs3101336 rs2902940 rs2071474	3.02E-02	1.00E+00	FALSE	3.69E-02	TRUE
H3K4ME3_HSMM	21	rs643531 rs11603334 rs3729639 rs16942887 rs896854 rs7819412 rs46522 rs2071540 rs12946454 rs10821415 rs10838738 rs9299 rs3101336 rs10761731 rs174570 rs653178 rs10501320 rs17367504 rs16948048 rs2932538 rs1552224	3.30E-02	1.00E+00	FALSE	4.00E-02	TRUE

H3K4ME3_HCM	16	rs643531 rs11603334 rs12190287 rs3729639 rs16942887 rs896854 rs46522 rs2071540 rs10838738 rs769449 rs3101336 rs10761731 rs174570 rs17367504 rs2932538 rs1552224	3.76E-02	1.00E+00	FALSE	4.52E-02	TRUE
-------------	----	--	----------	----------	-------	----------	------

eQTLs in Promoter	eQTL-gene	Location	Number_TF _overlap	Number_DN Ase_overlap	Number_Histo ne_overlap
rs17367504	CLCN6	5p2	32	19	194
rs3101336	NEGR1	5p2	0	0	127
rs7528684	FCRL3	5p1	1	0	39
rs7647305	ETV5	5p2	0	0	92
rs9816226	ETV5	5p2	0	0	93
rs7703051	HMGCR	5p2	0	0	43
rs1270942	SKIV2L	5p2	5	0	85
rs1894406	HLA-DOB	5p2	0	0	66
rs9784758	HLA-DOB	5p2	0	0	63
rs2071540	PSMB9	5p2	7	1	183
rs1535500	KCNK17	5p1	0	0	73
rs10511815	IFNK	5p2	0	0	102
rs635634	ABO	5p2	0	0	79
rs651007	ABO	5p2	0	0	84
rs579459	ABO	5p2	5	2	79
rs495828	ABO	5p2	0	0	80
rs12251307	RBM17	5p2	0	0	86
rs1802295	SUPV3L1	5p2	0	0	49
rs7120118	MADD	5p2	1	13	64
rs174546	C11orf10	5p2	2	1	121
rs964184	BUD13	5p2	0	2	65
rs12286037	BUD13	5p2	0	0	66
rs7941030	UBASH3B	5p2	0	0	57
rs7957197	C12orf43	5p2	0	0	26
rs4765127	CCDC92	5p2	1	0	128
rs1465788	C14orf181	5p1	1	4	213
rs2036527	CHRNA5	5p2	0	1	35
rs3729639	E2F4	5p1	3	1	181
rs386000	LILRB2	5p2	0	1	19
rs2281808	SIRPB1	5p2	0	0	30

Supplementary table 7. CVD eQTL module

MODUEL-1			MODUEL-2	
Diabetes Mellitus- Type 1	NCR3	rs9272346	Diabetes Mellitus- Type 1	FCGR1A
AGER	NCRNA00243	rs9784758	Lipoprotein-a	TAGAP
AGPAT1	PPT2	SKIV2L	Cholesterol- LDL	GBP1
BAT2	PSMB9	SLC44A4	Blood Pressure	APOB48R
C2	ROR1	TAP2	rs17696736	IFIT3
C4B	rs1015166	TCF19	STAT1	SAMD9L
C6orf10	rs11244	TNF	PARP14	SOCS6
CSNK2B	rs1150752	MICB	SRBD1	TCTN1
CTLA4	rs1150754		PSTPIP2	UBE2L6
DDAH2	rs11613352		rs653178	RNF31
DOM3Z	rs11634397		rs2057061	SULT1A2
FAH	rs1270942		rs4788084	IDS
FLOT1	rs1894406		GBP4	ARHGEF40
GPSM3	rs2071469		PARP9	rs3184504
HCG27	rs2071472		GBP7	ANKRD22
HCP5	rs2071474		RSPH3	SPNS1
HLA-B	rs2071540		rs1265564	TRIM22
HLA-DMA	rs2071554		CCDC101	ATP2A1
HLA-DMB	rs2227956		TUFM	
HLA-DOB	rs2246618		RFX2	
HLA-DPB1	rs241424		TRAFD1	
HLA-DQA2	rs241425		SERPING1	
HLA-DQB2	rs241427		MYADM	
HLA-DRA	rs241440		GBP5	
HLA-DRB1	rs241447		HVCN1	
HLA-DRB5	rs241448		IRF9	
HSPA1B	rs241452		SULT1A1	
IER3	rs241453		WDFY2	
LOC100510059	rs2855812		CD274	
LST1	rs3131379		ALDH2	
LY6G5B	rs3134954		PSMB9	
LY6G5C	rs9267658		rs11065987	

MODUEL-3	MODUEL-4	MODUEL-5	MODUEL-6	MODUEL-7
Cholesterol- HDL	C-Reactive Protein	Diabetes Mellitus- Type 2	Coronary Artery Disease	Cholesterol- LDL
Coronary Artery Disease	Diabetes Mellitus- Type 2	Cholesterol- HDL	Cholesterol- HDL	Blood Pressure
Cholesterol- LDL	Cholesterol- LDL	rs10838687	DPEP2	HIST1H4C
SREBF2	OASL	MTCH2	DUS2L	ALAS2
TAGLN	SPPL3	Body Mass Index	ATP6V0D1	HIST1H2BF
rs11216126	rs7979473	ARFGAP2	rs3729639	HIST1H4H
SIDT2	rs1169310	rs7395662	FAM65A	HIST1H2AC
rs12272004	P2RX4	PTPRJ	rs2271293	rs198846
PAFAH1B2	C12orf43	DDB2	rs16942887	TRIM38
rs6589566	rs7305618	NR1H3	TK2	rs1799945
rs2075292	rs1169288	ACP2	DPEP3	BTN3A2
rs508487	rs7953249	SLC39A13	E2F4	HIST1H3B
BUD13	SRSF9	rs7120118	FLJ27243	HIST1H3E
rs28927680	rs7957197	rs10501320	rs255049	HIST1H4B
Triglycerides	rs2464196	rs10838738	SLC12A4	rs1800562
rs1558861	rs2650000	MADD	LCAT	
rs12286037	rs1169300	NUP160	SLC7A6	
rs964184	ZEB1	MYBPC3		
PCSK7	rs2259816	rs3136441		
rs7396835	rs7310409	rs3817334		
rs603446	rs1183910			
rs4938303				
OBFC2A				
YPEL5				
PPM1B				
rs7350481				
TMEM165				
rs651821				

MODUEL-8	MODUEL-9	MODUEL-10	MODUEL-11	MODUEL-12	MODUEL-13
Cholesterol- HDL	Diabetes Mellitus- Type 1	Body Mass Index	Cholesterol- HDL	Cholesterol- HDL	Cholesterol- LDL
Triglycerides	Coronary Artery Disease	Coronary Artery Disease	Cholesterol- LDL	ZNF260	Triglycerides
rs328	rs3825932	Cholesterol- LDL	Triglycerides	rs524802	ITGA2B
rs326	rs3825807	Triglycerides	SREBF2	ZNF781	rs10761731
rs325	rs2036527	rs17024258	rs174547	SND1	TBKBP1
rs17482753	CTSH	rs660240	LDLR	rs544543	CXCL5
LPL	rs1051730	rs629301	FEN1	ZNF607	AQP10
rs10105606	IREB2	rs599839	rs174548	rs505717	ITGB3
rs17410962	PSMA4	rs12740374	C11orf10	ZFP30	REEP3
ATP6V1B2	rs4380028	GSTM3	rs174546	HKR1	CLU
rs10096633	Smoking	GSTM1	rs174570	ZNF566	NPEPPS
rs2083637	rs1994016	GSTM2	FADS2		rs7206971
rs10503669	CHRNA5	rs646776	FADS1		
rs12678919	CHRNA3	PSRC1			
rs17091905		GSTM4			

Supplementary table 8. Proxy eQTL of blood eQTL browser

SNP	mesh_term	Proxy_SNP	SNPChr	SNPChrPos	ProbeChr	Expressed gene associated with both	P Value
						SNP in our study and its proxy in Blood eQTL Browser	
rs6725887	Carotid Artery Diseases	rs6705330	2	203370442	2	BMPR2	0.00137332
rs6725887	Carotid Artery Diseases	rs6705330	2	203370442	2	BMPR2	0.0024504
rs6725887	Coronary Artery Disease	rs6705330	2	203370442	2	BMPR2	0.00137332
rs6725887	Coronary Artery Disease	rs6705330	2	203370442	2	BMPR2	0.0024504
rs3817334	Body Mass Index	rs7124681	11	47486523	11	NR1H3	9.23E-23
rs10838738	Body Mass Index	rs1317149	11	47443461	11	NR1H3	2.07E-25
rs1004467	Blood Pressure	rs11191425	10	104615960	10	NT5C2	4.70E-50
rs1004467	Blood Pressure	rs4409766	10	104606653	10	NT5C2	1.77E-49
rs1004467	Blood Pressure	rs7098825	10	104618224	10	NT5C2	8.86E-50
rs1004467	Blood Pressure	rs3824754	10	104604340	10	NT5C2	1.56E-49
rs1004467	Blood Pressure	rs11191416	10	104594906	10	NT5C2	2.49E-49
rs1183910	C-Reactive Protein	rs11065385	12	119907769	12	P2RX4	0.00030809
rs2075292	Triglycerides	rs7122944	11	116539829	11	SIDT2	9.81E-198
rs2075292	Triglycerides	rs10732856	11	116412323	11	SIDT2	9.81E-198
rs2075292	Triglycerides	rs6589589	11	116437638	11	SIDT2	9.81E-198
rs2075292	Triglycerides	rs1351452	11	116448564	11	SIDT2	9.81E-198
rs2075292	Triglycerides	rs2127905	11	116531584	11	SIDT2	9.81E-198
rs2075292	Triglycerides	rs7950364	11	116404096	11	SIDT2	9.81E-198
rs2075292	Triglycerides	rs588918	11	116361852	11	SIDT2	9.81E-198
rs2075292	Triglycerides	rs7940310	11	116529691	11	SIDT2	9.81E-198
rs2075292	Triglycerides	rs2155583	11	116420427	11	SIDT2	9.81E-198
rs2075292	Triglycerides	rs2000615	11	116421029	11	SIDT2	9.81E-198
rs2075292	Triglycerides	rs236918	11	116596819	11	SIDT2	9.81E-198
rs2075292	Triglycerides	rs900012	11	116471645	11	SIDT2	9.81E-198
rs2075292	Triglycerides	rs10750100	11	116422454	11	SIDT2	9.81E-198
rs2075292	Triglycerides	rs2000616	11	116421739	11	SIDT2	9.81E-198
rs2075292	Triglycerides	rs1242229	11	116567580	11	SIDT2	9.81E-198
rs2075292	Triglycerides	rs2000614	11	116420952	11	SIDT2	9.81E-198
rs2075292	Triglycerides	rs511676	11	116330094	11	SIDT2	9.81E-198

rs2075292	Triglycerides	rs7112513	11	116542571	11	SIDT2	9.81E-198
rs2075292	Triglycerides	rs2000615	11	116421029	11	TAGLN	1.17E-26
rs2075292	Triglycerides	rs10732856	11	116412323	11	TAGLN	9.81E-198
rs2075292	Triglycerides	rs6589589	11	116437638	11	TAGLN	9.81E-198
rs2075292	Triglycerides	rs1351452	11	116448564	11	TAGLN	9.81E-198
rs2075292	Triglycerides	rs2000616	11	116421739	11	TAGLN	9.81E-198
rs2075292	Triglycerides	rs7122944	11	116539829	11	TAGLN	9.81E-198
rs2075292	Triglycerides	rs2155583	11	116420427	11	TAGLN	9.81E-198
rs2075292	Triglycerides	rs7112513	11	116542571	11	TAGLN	1.07E-28
rs2075292	Triglycerides	rs1242229	11	116567580	11	TAGLN	2.43E-27
rs2075292	Triglycerides	rs7112513	11	116542571	11	TAGLN	9.81E-198
rs2075292	Triglycerides	rs2000615	11	116421029	11	TAGLN	9.81E-198
rs2075292	Triglycerides	rs588918	11	116361852	11	TAGLN	1.09E-26
rs2075292	Triglycerides	rs236918	11	116596819	11	TAGLN	2.00E-27
rs2075292	Triglycerides	rs900012	11	116471645	11	TAGLN	4.11E-28
rs2075292	Triglycerides	rs7940310	11	116529691	11	TAGLN	8.55E-29
rs2075292	Triglycerides	rs2155583	11	116420427	11	TAGLN	1.17E-26
rs2075292	Triglycerides	rs1242229	11	116567580	11	TAGLN	9.81E-198
rs2075292	Triglycerides	rs10750100	11	116422454	11	TAGLN	1.19E-26
rs2075292	Triglycerides	rs10750100	11	116422454	11	TAGLN	9.81E-198
rs2075292	Triglycerides	rs2000616	11	116421739	11	TAGLN	1.17E-26
rs2075292	Triglycerides	rs10732856	11	116412323	11	TAGLN	1.53E-26
rs2075292	Triglycerides	rs7940310	11	116529691	11	TAGLN	9.81E-198
rs2075292	Triglycerides	rs2127905	11	116531584	11	TAGLN	9.81E-198
rs2075292	Triglycerides	rs511676	11	116330094	11	TAGLN	1.85E-26
rs2075292	Triglycerides	rs2127905	11	116531584	11	TAGLN	8.49E-29
rs2075292	Triglycerides	rs1351452	11	116448564	11	TAGLN	1.05E-26
rs2075292	Triglycerides	rs7950364	11	116404096	11	TAGLN	1.10E-26
rs2075292	Triglycerides	rs6589589	11	116437638	11	TAGLN	1.02E-26
rs2075292	Triglycerides	rs588918	11	116361852	11	TAGLN	9.81E-198
rs2075292	Triglycerides	rs7950364	11	116404096	11	TAGLN	9.81E-198
rs2075292	Triglycerides	rs2000614	11	116420952	11	TAGLN	1.17E-26
rs2075292	Triglycerides	rs7122944	11	116539829	11	TAGLN	1.56E-28
rs2075292	Triglycerides	rs900012	11	116471645	11	TAGLN	9.81E-198

rs2075292	Triglycerides	rs2000614	11	116420952	11	TAGLN	9.81E-198
rs2075292	Triglycerides	rs236918	11	116596819	11	TAGLN	9.81E-198
rs1178979	Triglycerides	rs6976930	7	72523746	7	WBSCR22	1.51E-11
rs1178979	Triglycerides	rs11983997	7	72577180	7	WBSCR22	1.06E-11
rs1178979	Triglycerides	rs1051921	7	72645879	7	WBSCR22	2.16E-11
rs1178979	Triglycerides	rs17145713	7	72542746	7	WBSCR22	1.53E-11
rs1178979	Triglycerides	rs11974409	7	72627326	7	WBSCR22	1.73E-11

Supplementary table 9. eQTLs in multiple tissues

SNP	mesh_term	SNP_Chrom	SNP_Pos_hg19	Transcript_Chrom	Transcript_Start_hg19	RSq	log10P	IsValidated in Blood eQTL Browser	Expressed gene associated with the SNP	Tissues	eQTL-p in other tissues
rs505922	Venous Thrombosis	9	136149229	9	136125790	0.003	-4.03	No	ABO	CD4+lymph	2.69E-05
rs7120118	Cholesterol- HDL	11	47286290	11	47258638	0.013	-16.45	Yes	ACP2	Lymph	3.28E-19
rs7120118	Cholesterol- HDL	11	47286290	11	47258638	0.013	-16.45	Yes	ACP2	Blood(Fehrman et al)	7.60E-04
rs2531995	Body Mass Index	16	4013467	16	4003408	0.003	-4.69	Yes	ADCY9	SchadtLiver	1.43E-08
rs2531995	Body Mass Index	16	4013467	16	4003408	0.003	-4.69	Yes	ADCY9	PFC:Hunt	1.23E-07
rs2531995	Body Mass Index	16	4013467	16	4003408	0.003	-4.69	Yes	ADCY9	PFC:Alzh	2.48E-12
rs2531995	Body Mass Index	16	4013467	16	4003408	0.003	-4.69	Yes	ADCY9	CR:Alzh	1.32E-05
rs2531995	Body Mass Index	16	4013467	16	4003408	0.003	-4.69	Yes	ADCY9	MGHSubQ	1.81E-28
rs2531995	Body Mass Index	16	4013467	16	4003408	0.003	-4.69	Yes	ADCY9	PFC:All	6.53E-22
rs2531995	Body Mass Index	16	4013467	16	4003408	0.003	-4.69	Yes	ADCY9	VC:Hunt	9.35E-06
rs2531995	Body Mass Index	16	4013467	16	4003408	0.003	-4.69	Yes	ADCY9	Blood(Fehrman et al)	7.00E-04
rs2531995	Body Mass Index	16	4013467	16	4003408	0.003	-4.69	Yes	ADCY9	Lymph	1.70E-17
rs2531995	Body Mass Index	16	4013467	16	4003408	0.003	-4.69	Yes	ADCY9	CR:Hunt	5.74E-06
rs2531995	Body Mass Index	16	4013467	16	4003408	0.003	-4.69	Yes	ADCY9	CR:All	3.29E-14
rs2531995	Body Mass Index	16	4013467	16	4003408	0.003	-4.69	Yes	ADCY9	VC:All	2.37E-11
rs2531995	Body Mass Index	16	4013467	16	4003408	0.003	-4.69	Yes	ADCY9	MGHomenta	2.83E-35
rs2531995	Body Mass Index	16	4013467	16	4003408	0.003	-4.69	Yes	ADCY9	MGHliver	2.34E-26
rs1167998	Triglycerides	1	62931632	1	63063178	0.006	-7.72	No	ANGPTL3	MGHliver	2.01E-09
rs2028299	Diabetes Mellitus-Type 2	15	90374257	15	90376795	0.122	-149.32	Yes	AP3S2	PsoriasisUninvolved Skin	6.34E-08
rs2028299	Diabetes Mellitus-Type 2	15	90374257	15	90376795	0.122	-149.32	Yes	AP3S2	NormalSkin	6.98E-07
rs2028299	Diabetes Mellitus-Type 2	15	90374257	15	90376795	0.122	-149.32	Yes	AP3S2	LCL	6.90E-24
rs2028299	Diabetes Mellitus-Type 2	15	90374257	15	90376795	0.122	-149.32	Yes	AP3S2	LCL	6.50E-08
rs2227956	Diabetes Mellitus-Type 1	6	31778272	6	31588517	0.010	-12.51	No	BAT2	Blood(Fehrman et al)	7.50E-07

rs9267658	Diabetes Mellitus-Type 1	6	31845985	6	31588517	0.015	-17.72	No	BAT2	Blood(Fehrman et al)	1.20E-04
rs11649653	Triglycerides	16	30918487	16	31119629	0.004	-5.41	Yes	BCKDK	Monocytes	5.04E-14
rs12272004	Cholesterol- LDL	11	116603724	11	116618889	0.006	-7.18	No	BUD13	Lymph	0.000102
rs12272004	Triglycerides	11	116603724	11	116618889	0.006	-7.18	No	BUD13	Lymph	0.000102
rs174546	Cholesterol- HDL	11	61569830	11	61556608	0.090	-109.23	Yes	C11orf10	Blood(Fehrman et al)	3.60E-11
rs174546	Cholesterol- LDL	11	61569830	11	61556608	0.090	-109.23	Yes	C11orf10	Blood(Fehrman et al)	3.60E-11
rs174546	Triglycerides	11	61569830	11	61556608	0.090	-109.23	Yes	C11orf10	Blood(Fehrman et al)	3.60E-11
rs4812829	Diabetes Mellitus-Type 2	20	42989267	20	42824599	0.036	-42.74	No	C20orf111	Blood(Fehrman et al)	4.10E-08
rs1048886	Diabetes Mellitus-Type 2	6	71289189	6	71276644	0.008	-10.12	No	C6orf57	MGHLiver	2.66E-17
rs1048886	Diabetes Mellitus-Type 2	6	71289189	6	71276644	0.008	-10.12	No	C6orf57	SchadtLiver	1.75E-06
rs763361	Diabetes Mellitus-Type 1	18	67531642	18	67517840	0.011	-13.38	Yes	CD226	Blood(Fehrman et al)	1.40E-10
rs763361	Diabetes Mellitus-Type 1	18	67531642	18	67517840	0.011	-13.38	Yes	CD226	MGHLiver	9.83E-10
rs11257655	Diabetes Mellitus-Type 2	10	12307894	10	12237965	0.018	-21.57	No	CDC123	Lymph	0.000423
rs17367504	Blood Pressure	1	11862778	1	11866135	0.032	-38.09	Yes	CLCN6	Lymph	1.54E-05
rs17367504	Blood Pressure	1	11862778	1	11866135	0.032	-38.09	Yes	CLCN6	PFC:All	1.89E-11
rs17367504	Blood Pressure	1	11862778	1	11866135	0.032	-38.09	Yes	CLCN6	PFC:Alzh	7.27E-07
rs17367504	Blood Pressure	1	11862778	1	11866135	0.032	-38.09	Yes	CLCN6	Blood(Fehrman et al)	1.70E-07
rs4763879	Diabetes Mellitus-Type 1	12	9910164	12	10004970	0.003	-4.34	No	CLEC2B	Monocytes	7.30E-14
rs3764021	Diabetes Mellitus-Type 1	12	9833628	12	9817562	0.011	-13.87	Yes	CLEC2D	PFC:All	6.23E-08
rs3764021	Diabetes Mellitus-Type 1	12	9833628	12	9817562	0.011	-13.87	Yes	CLEC2D	Blood(Fehrman et al)	8.20E-05
rs3764021	Diabetes Mellitus-Type 1	12	9833628	12	9817562	0.011	-13.87	Yes	CLEC2D	CR:All	2.50E-07
rs3764021	Diabetes Mellitus-Type 1	12	9833628	12	9817562	0.011	-13.87	Yes	CLEC2D	MGHomenta	4.80E-32
rs3764021	Diabetes Mellitus-Type 1	12	9833628	12	9817562	0.011	-13.87	Yes	CLEC2D	MGHSubQ	2.44E-25

rs3764021	Diabetes Mellitus-Type 1	12	9833628	12	9875092	0.067	-80.47	No	CLECL1	Blood(Fehrman et al)	2.30E-25
rs3764021	Diabetes Mellitus-Type 1	12	9833628	12	9875092	0.067	-80.47	No	CLECL1	CD4+lymph	3.98E-10
rs3764021	Diabetes Mellitus-Type 1	12	9833628	12	9875092	0.067	-80.47	No	CLECL1	LCL	2.30E-08
rs4763879	Diabetes Mellitus-Type 1	12	9910164	12	9875092	0.025	-29.60	No	CLECL1	Monocytes	2.95E-58
rs4763879	Diabetes Mellitus-Type 1	12	9910164	12	9875092	0.025	-29.60	No	CLECL1	Lymph	9.53E-12
rs4763879	Diabetes Mellitus-Type 1	12	9910164	12	9875092	0.025	-29.60	No	CLECL1	CD4+lymph	1.51E-05
rs10953541	Coronary Artery Disease	7	107244545	7	106826219	0.042	-49.84	Yes	COG5	Blood(Fehrman et al)	3.00E-04
rs6861681	Body Mass Index	5	173362458	5	173245305	0.025	-29.85	Yes	CPEB4	Pons	4.63E-11
rs6861681	Body Mass Index	5	173362458	5	173245305	0.025	-29.85	Yes	CPEB4	LCL(HapMap)	8.86E-10
rs6861681	Body Mass Index	5	173362458	5	173245305	0.025	-29.85	Yes	CPEB4	Cerebellum2	1.42E-09
rs6861681	Body Mass Index	5	173362458	5	173245305	0.025	-29.85	Yes	CPEB4	FrontalCtx	1.72E-16
rs6861681	Body Mass Index	5	173362458	5	173245305	0.025	-29.85	Yes	CPEB4	TemporalCtx	1.28E-12
rs2277862	Cholesterol- LDL	20	34152782	20	34214011	0.051	-60.77	No	CPNE1	LCL(HapMap)	1.31E-08
rs2277862	Cholesterol- LDL	20	34152782	20	34214011	0.051	-60.77	No	CPNE1	LCL	1.10E-19
rs1378942	Blood Pressure	15	75077367	15	75054681	0.016	-19.47	Yes	CSK	Blood(Fehrman et al)	2.00E-45
rs6495122	Blood Pressure	15	75125645	15	75054681	0.012	-14.66	Yes	CSK	Blood(Fehrman et al)	1.00E-25
rs4380028	Coronary Artery Disease	15	79111093	15	79190155	0.011	-14.16	Yes	CTSH	Blood(Fehrman et al)	1.40E-15
rs4380028	Coronary Artery Disease	15	79111093	15	79190155	0.011	-14.16	Yes	CTSH	Blood(Fehrman et al)	5.60E-05
rs4380028	Coronary Artery Disease	15	79111093	15	79190155	0.011	-14.16	Yes	CTSH	LCL(HapMap)	7.27E-09
rs3825932	Diabetes Mellitus-Type 1	15	79235446	15	79190155	0.017	-20.06	Yes	CTSH	LCL(HapMap)	2.23E-09
rs3825932	Diabetes Mellitus-Type 1	15	79235446	15	79190155	0.017	-20.06	Yes	CTSH	Monocytes	1.25E-28
rs2227956	Diabetes Mellitus-Type 1	6	31778272	6	31694857	0.006	-8.10	No	DDAH2	Blood(Fehrman et al)	3.80E-05
rs9267658	Diabetes Mellitus-Type 1	6	31845985	6	31694857	0.009	-11.71	No	DDAH2	Blood(Fehrman et al)	1.20E-03

rs7120118	Cholesterol- HDL	11	47286290	11	47212747	0.007	-8.78	Yes	DDB2	Blood(Fehrmann et al)	4.00E-04
rs7120118	Cholesterol- HDL	11	47286290	11	47212747	0.007	-8.78	Yes	DDB2	LCL(HapMap)	7.41E-06
rs10889353	Cholesterol- LDL	1	63118196	1	62920417	0.103	-125.58	No	DOCK7	CD4+lymph	9.55E-06
rs10889353	Cholesterol- LDL	1	63118196	1	62920417	0.103	-125.58	No	DOCK7	VC:All	5.49E-53
rs10889353	Cholesterol- LDL	1	63118196	1	62920417	0.103	-125.58	No	DOCK7	PsoriasisUninvolved Skin	6.79E-07
rs10889353	Cholesterol- LDL	1	63118196	1	62920417	0.103	-125.58	No	DOCK7	Monocytes	7.09E-52
rs10889353	Cholesterol- LDL	1	63118196	1	62920417	0.103	-125.58	No	DOCK7	LCL	1.20E-19
rs10889353	Cholesterol- LDL	1	63118196	1	62920417	0.103	-125.58	No	DOCK7	SchadtLiver	7.17E-16
rs10889353	Cholesterol- LDL	1	63118196	1	62920417	0.103	-125.58	No	DOCK7	PsoriasisLesionalSkin	4.49E-08
rs10889353	Cholesterol- LDL	1	63118196	1	62920417	0.103	-125.58	No	DOCK7	MGLiver	2.77E-28
rs10889353	Cholesterol- LDL	1	63118196	1	62920417	0.103	-125.58	No	DOCK7	Lymph	2.04E-08
rs10889353	Cholesterol- LDL	1	63118196	1	62920417	0.103	-125.58	No	DOCK7	Blood(Fehrmann et al)	1.30E-04
rs10889353	Cholesterol- LDL	1	63118196	1	62920417	0.103	-125.58	No	DOCK7	VC:Hunt	5.84E-15
rs2131925	Cholesterol- LDL	1	63025942	1	62920417	0.102	-124.16	No	DOCK7	PsoriasisLesionalSkin	6.31E-08
rs2131925	Cholesterol- LDL	1	63025942	1	62920417	0.102	-124.16	No	DOCK7	PsoriasisUninvolved Skin	7.18E-07
rs10889353	Triglycerides	1	63118196	1	62920417	0.103	-125.58	No	DOCK7	CD4+lymph	9.55E-06
rs10889353	Triglycerides	1	63118196	1	62920417	0.103	-125.58	No	DOCK7	VC:All	5.49E-53
rs10889353	Triglycerides	1	63118196	1	62920417	0.103	-125.58	No	DOCK7	PsoriasisUninvolved Skin	6.79E-07
rs10889353	Triglycerides	1	63118196	1	62920417	0.103	-125.58	No	DOCK7	Monocytes	7.09E-52
rs10889353	Triglycerides	1	63118196	1	62920417	0.103	-125.58	No	DOCK7	LCL	1.20E-19
rs10889353	Triglycerides	1	63118196	1	62920417	0.103	-125.58	No	DOCK7	SchadtLiver	7.17E-16
rs10889353	Triglycerides	1	63118196	1	62920417	0.103	-125.58	No	DOCK7	PsoriasisLesionalSkin	4.49E-08
rs10889353	Triglycerides	1	63118196	1	62920417	0.103	-125.58	No	DOCK7	MGLiver	2.77E-28
rs10889353	Triglycerides	1	63118196	1	62920417	0.103	-125.58	No	DOCK7	Lymph	2.04E-08
rs10889353	Triglycerides	1	63118196	1	62920417	0.103	-125.58	No	DOCK7	Blood(Fehrmann et al)	1.30E-04
rs10889353	Triglycerides	1	63118196	1	62920417	0.103	-125.58	No	DOCK7	VC:Hunt	5.84E-15
rs1167998	Triglycerides	1	62931632	1	62920417	0.101	-122.94	No	DOCK7	PsoriasisLesionalSkin	5.93E-08
rs1167998	Triglycerides	1	62931632	1	62920417	0.101	-122.94	No	DOCK7	LCL	1.30E-16

rs1167998	Triglycerides	1	62931632	1	62920417	0.101	-122.94	No	DOCK7	VC:Norm	5.92E-17
rs1167998	Triglycerides	1	62931632	1	62920417	0.101	-122.94	No	DOCK7	Blood(Fehrman et al)	8.70E-05
rs1167998	Triglycerides	1	62931632	1	62920417	0.101	-122.94	No	DOCK7	MGHStomach	2.64E-06
rs1167998	Triglycerides	1	62931632	1	62920417	0.101	-122.94	No	DOCK7	CR:Hunt	4.85E-14
rs1167998	Triglycerides	1	62931632	1	62920417	0.101	-122.94	No	DOCK7	Lymph	3.13E-08
rs1167998	Triglycerides	1	62931632	1	62920417	0.101	-122.94	No	DOCK7	CD4+lymph	1.17E-05
rs1167998	Triglycerides	1	62931632	1	62920417	0.101	-122.94	No	DOCK7	PsoriasisUninvolved Skin	7.89E-07
rs12130333	Triglycerides	1	63191777	1	62920417	0.053	-63.67	No	DOCK7	Monocytes	1.64E-25
rs12130333	Triglycerides	1	63191777	1	62920417	0.053	-63.67	No	DOCK7	LCL	9.10E-10
rs12130333	Triglycerides	1	63191777	1	62920417	0.053	-63.67	No	DOCK7	Blood(Fehrman et al)	1.60E-04
rs1748195	Triglycerides	1	63049593	1	62920417	0.102	-124.04	No	DOCK7	PsoriasisUninvolved Skin	7.17E-07
rs1748195	Triglycerides	1	63049593	1	62920417	0.102	-124.04	No	DOCK7	PsoriasisLesionalSkin	6.29E-08
rs1748195	Triglycerides	1	63049593	1	62920417	0.102	-124.04	No	DOCK7	Monocytes	5.30E-52
rs2131925	Triglycerides	1	63025942	1	62920417	0.102	-124.16	No	DOCK7	PsoriasisLesionalSkin	6.31E-08
rs2131925	Triglycerides	1	63025942	1	62920417	0.102	-124.16	No	DOCK7	PsoriasisUninvolved Skin	7.18E-07
rs2271293	Cholesterol- HDL	16	67902070	16	68021302	0.006	-7.81	Yes	DPEP2	Blood(Fehrman et al)	1.40E-08
rs255049	Cholesterol- HDL	16	68013471	16	68021302	0.008	-10.59	Yes	DPEP2	Blood(Fehrman et al)	1.80E-09
rs2271293	Cholesterol- HDL	16	67902070	16	68009566	0.008	-9.89	Yes	DPEP3	Blood(Fehrman et al)	7.50E-21
rs2271293	Cholesterol- HDL	16	67902070	16	68009566	0.008	-9.89	Yes	DPEP3	Monocytes	5.09E-17
rs255049	Cholesterol- HDL	16	68013471	16	68009566	0.004	-5.67	Yes	DPEP3	Blood(Fehrman et al)	7.00E-23
rs255049	Cholesterol- HDL	16	68013471	16	68057181	0.032	-38.61	Yes	DUS2L	Lymph	1.93E-17
rs255049	Cholesterol- HDL	16	68013471	16	68057181	0.032	-38.61	Yes	DUS2L	Blood(Fehrman et al)	1.60E-50
rs3733829	Smoking	19	41310571	19	41304921	0.024	-28.55	No	EGLN2	Monocytes	4.02E-37
rs867186	Coagulation	20	33764554	20	33812343	0.011	-14.03	No	EIF6	Blood(Fehrman et al)	1.70E-31
rs867186	Coagulation	20	33764554	20	33812343	0.011	-14.03	No	EIF6	Blood(Fehrman et al)	2.60E-44

rs867186	Coagulation	20	33764554	20	33812343	0.011	-14.03	No	EIF6	Monocytes	5.75E-21
rs174546	Cholesterol- HDL	11	61569830	11	61568102	0.046	-55.07	No	FADS1	MGHomenta	2.62E-09
rs174546	Cholesterol- HDL	11	61569830	11	61568102	0.046	-55.07	No	FADS1	CD4+lymph	7.94E-06
rs174546	Cholesterol- HDL	11	61569830	11	61568102	0.046	-55.07	No	FADS1	Blood(Fehrman et al)	1.90E-08
rs174546	Cholesterol- HDL	11	61569830	11	61568102	0.046	-55.07	No	FADS1	CR:Norm	1.19E-05
rs174547	Cholesterol- HDL	11	61570783	11	61568102	0.046	-55.03	No	FADS1	Brain	9.07E-09
rs174547	Cholesterol- HDL	11	61570783	11	61568102	0.046	-55.03	No	FADS1	PrefrontalCortex	1.69E-07
rs174548	Cholesterol- HDL	11	61571348	11	61568102	0.053	-63.51	No	FADS1	Brain	1.84E-10
rs174546	Cholesterol- LDL	11	61569830	11	61568102	0.046	-55.07	No	FADS1	MGHomenta	2.62E-09
rs174546	Cholesterol- LDL	11	61569830	11	61568102	0.046	-55.07	No	FADS1	CD4+lymph	7.94E-06
rs174546	Cholesterol- LDL	11	61569830	11	61568102	0.046	-55.07	No	FADS1	Blood(Fehrman et al)	1.90E-08
rs174546	Cholesterol- LDL	11	61569830	11	61568102	0.046	-55.07	No	FADS1	CR:Norm	1.19E-05
rs174546	Triglycerides	11	61569830	11	61568102	0.046	-55.07	No	FADS1	MGHomenta	2.62E-09
rs174546	Triglycerides	11	61569830	11	61568102	0.046	-55.07	No	FADS1	CD4+lymph	7.94E-06
rs174546	Triglycerides	11	61569830	11	61568102	0.046	-55.07	No	FADS1	Blood(Fehrman et al)	1.90E-08
rs174546	Triglycerides	11	61569830	11	61568102	0.046	-55.07	No	FADS1	CR:Norm	1.19E-05
rs174547	Triglycerides	11	61570783	11	61568102	0.046	-55.03	No	FADS1	Brain	9.07E-09
rs174547	Triglycerides	11	61570783	11	61568102	0.046	-55.03	No	FADS1	PrefrontalCortex	1.69E-07
rs174548	Triglycerides	11	61571348	11	61568102	0.053	-63.51	No	FADS1	Brain	1.84E-10
rs174546	Cholesterol- HDL	11	61569830	11	61583718	0.208	-267.94	Yes	FADS2	Blood(Fehrman et al)	4.10E-06
rs174546	Cholesterol- HDL	11	61569830	11	61583718	0.208	-267.94	Yes	FADS2	Lymph	1.32E-26
rs174546	Cholesterol- HDL	11	61569830	11	61583718	0.208	-267.94	Yes	FADS2	Blood	3.28E-16
rs174546	Cholesterol- HDL	11	61569830	11	61583718	0.208	-267.94	Yes	FADS2	MGHliver	2.14E-08
rs174546	Cholesterol- HDL	11	61569830	11	61583718	0.208	-267.94	Yes	FADS2	CD4+lymph	2.63E-06
rs174546	Cholesterol- HDL	11	61569830	11	61583718	0.208	-267.94	Yes	FADS2	PBMC	4.56E-11
rs174547	Cholesterol- HDL	11	61570783	11	61583718	0.208	-267.85	Yes	FADS2	Monocytes	1.58E-19
rs174548	Cholesterol- HDL	11	61571348	11	61583718	0.239	-313.75	Yes	FADS2	Monocytes	2.11E-23
rs174546	Cholesterol- LDL	11	61569830	11	61583718	0.208	-267.94	Yes	FADS2	Blood(Fehrman et al)	4.10E-06
rs174546	Cholesterol- LDL	11	61569830	11	61583718	0.208	-267.94	Yes	FADS2	Lymph	1.32E-26
rs174546	Cholesterol- LDL	11	61569830	11	61583718	0.208	-267.94	Yes	FADS2	Blood	3.28E-16
rs174546	Cholesterol- LDL	11	61569830	11	61583718	0.208	-267.94	Yes	FADS2	MGHliver	2.14E-08

rs174546	Cholesterol- LDL	11	61569830	11	61583718	0.208	-267.94	Yes	FADS2	CD4+lymph	2.63E-06
rs174546	Cholesterol- LDL	11	61569830	11	61583718	0.208	-267.94	Yes	FADS2	PBMC	4.56E-11
rs174546	Triglycerides	11	61569830	11	61583718	0.208	-267.94	Yes	FADS2	Blood(Fehrman et al)	4.10E-06
rs174546	Triglycerides	11	61569830	11	61583718	0.208	-267.94	Yes	FADS2	Lymph	1.32E-26
rs174546	Triglycerides	11	61569830	11	61583718	0.208	-267.94	Yes	FADS2	Blood	3.28E-16
rs174546	Triglycerides	11	61569830	11	61583718	0.208	-267.94	Yes	FADS2	MGHLiver	2.14E-08
rs174546	Triglycerides	11	61569830	11	61583718	0.208	-267.94	Yes	FADS2	CD4+lymph	2.63E-06
rs174546	Triglycerides	11	61569830	11	61583718	0.208	-267.94	Yes	FADS2	PBMC	4.56E-11
rs174547	Triglycerides	11	61570783	11	61583718	0.208	-267.85	Yes	FADS2	Monocytes	1.58E-19
rs174548	Triglycerides	11	61571348	11	61583718	0.239	-313.75	Yes	FADS2	Monocytes	2.11E-23
rs6725887	Coronary Artery Disease	2	203745885	2	203499923	0.042	-50.61	No	FAM117B	Blood(Fehrman et al)	5.40E-29
rs7528684	Diabetes Mellitus-Type 1	1	157670816	1	157644131	0.118	-144.63	Yes	FCRL3	LCL	1.00E-10
rs492602	Cholesterol- LDL	19	49206417	19	49141338	0.010	-12.43	No	FUT2	PsoriasisLesionalSkin	5.36E-07
rs492602	Cholesterol- LDL	19	49206417	19	49141338	0.010	-12.43	No	FUT2	PsoriasisLesionalSkin	1.03E-09
rs2290400	Diabetes Mellitus-Type 1	17	38066240	17	38056884	0.216	-279.27	No	GSDMB	PFC:All	4.23E-08
rs2290400	Diabetes Mellitus-Type 1	17	38066240	17	38056884	0.216	-279.27	No	GSDMB	PFC:Hunt	6.50E-06
rs2290400	Diabetes Mellitus-Type 1	17	38066240	17	38056884	0.216	-279.27	No	GSDMB	Blood(Fehrman et al)	9.80E-198
rs2290400	Diabetes Mellitus-Type 1	17	38066240	17	38056884	0.216	-279.27	No	GSDMB	Blood(Fehrman et al)	5.10E-87
rs1150754	Diabetes Mellitus-Type 1	6	32050758	6	32916397	0.004	-5.33	No	HLA-DMA	Fibroblasts	1.36E-06
rs1894406	Diabetes Mellitus-Type 1	6	32787056	6	32762899	0.040	-48.01	Yes	HLA-DOB	Lymph	5.50E-20
rs1894406	Diabetes Mellitus-Type 1	6	32787056	6	32762899	0.040	-48.01	Yes	HLA-DOB	Monocytes	3.78E-76
rs1894406	Diabetes Mellitus-Type 1	6	32787056	6	32762899	0.040	-48.01	Yes	HLA-DOB	CD4+lymph	2.19E-05
rs2071469	Diabetes Mellitus-Type 1	6	32784783	6	32762899	0.037	-44.29	Yes	HLA-DOB	Blood(Fehrman et al)	3.90E-27
rs2071469	Diabetes Mellitus-Type 1	6	32784783	6	32762899	0.037	-44.29	Yes	HLA-DOB	Lymph	1.42E-20

rs2071469	Diabetes Mellitus-Type 1	6	32784783	6	32762899	0.037	-44.29	Yes	HLA-DOB	CD4+lymph	5.50E-06
rs2071472	Diabetes Mellitus-Type 1	6	32784620	6	32762899	0.025	-30.08	Yes	HLA-DOB	Lymph	3.59E-17
rs2071472	Diabetes Mellitus-Type 1	6	32784620	6	32762899	0.025	-30.08	Yes	HLA-DOB	CD4+lymph	7.76E-06
rs2071474	Diabetes Mellitus-Type 1	6	32782582	6	32762899	0.025	-29.47	Yes	HLA-DOB	Lymph	5.62E-17
rs2071474	Diabetes Mellitus-Type 1	6	32782582	6	32762899	0.025	-29.47	Yes	HLA-DOB	Blood(Fehrmann et al)	1.60E-12
rs2071474	Diabetes Mellitus-Type 1	6	32782582	6	32762899	0.025	-29.47	Yes	HLA-DOB	Blood	4.21E-09
rs2071474	Diabetes Mellitus-Type 1	6	32782582	6	32762899	0.025	-29.47	Yes	HLA-DOB	Monocytes	7.75E-49
rs2071474	Diabetes Mellitus-Type 1	6	32782582	6	32762899	0.025	-29.47	Yes	HLA-DOB	PFC:Alzh	4.02E-06
rs2071474	Diabetes Mellitus-Type 1	6	32782582	6	32762899	0.025	-29.47	Yes	HLA-DOB	CD4+lymph	7.76E-06
rs241440	Diabetes Mellitus-Type 1	6	32797361	6	32762899	0.030	-35.57	Yes	HLA-DOB	CD4+lymph	5.25E-05
rs241440	Diabetes Mellitus-Type 1	6	32797361	6	32762899	0.030	-35.57	Yes	HLA-DOB	Lymph	1.09E-11
rs241440	Diabetes Mellitus-Type 1	6	32797361	6	32762899	0.030	-35.57	Yes	HLA-DOB	Blood(Fehrmann et al)	2.10E-16
rs241447	Diabetes Mellitus-Type 1	6	32796751	6	32762899	0.031	-37.50	Yes	HLA-DOB	Blood(Fehrmann et al)	7.00E-16
rs241447	Diabetes Mellitus-Type 1	6	32796751	6	32762899	0.031	-37.50	Yes	HLA-DOB	CD4+lymph	2.29E-05
rs241447	Diabetes Mellitus-Type 1	6	32796751	6	32762899	0.031	-37.50	Yes	HLA-DOB	Adipose	7.95E-05
rs241447	Diabetes Mellitus-Type 1	6	32796751	6	32762899	0.031	-37.50	Yes	HLA-DOB	Lymph	1.00E-12
rs241448	Diabetes Mellitus-Type 1	6	32796685	6	32762899	0.031	-37.43	Yes	HLA-DOB	Lymph	5.77E-13
rs241448	Diabetes Mellitus-Type 1	6	32796685	6	32762899	0.031	-37.43	Yes	HLA-DOB	CD4+lymph	2.57E-05
rs241448	Diabetes Mellitus-Type 1	6	32796685	6	32762899	0.031	-37.43	Yes	HLA-DOB	Blood(Fehrmann et al)	6.90E-16
rs241452	Diabetes Mellitus-Type 1	6	32796346	6	32762899	0.031	-37.57	Yes	HLA-DOB	CD4+lymph	3.09E-05

rs241452	Diabetes Mellitus-Type 1	6	32796346	6	32762899	0.031	-37.57	Yes	HLA-DOB	Lymph	6.91E-13
rs241453	Diabetes Mellitus-Type 1	6	32796226	6	32762899	0.030	-36.05	Yes	HLA-DOB	Lymph	2.50E-14
rs241453	Diabetes Mellitus-Type 1	6	32796226	6	32762899	0.030	-36.05	Yes	HLA-DOB	CD4+lymph	2.51E-05
rs9784758	Diabetes Mellitus-Type 1	6	32788511	6	32762899	0.008	-10.36	Yes	HLA-DOB	Lymph	0.000105
rs241424	Diabetes Mellitus-Type 1	6	32804934	6	33043716	0.004	-5.62	No	HLA-DPB1	Blood(Fehrman et al)	8.80E-05
rs11244	Diabetes Mellitus-Type 1	6	32780724	6	32712833	0.032	-38.03	No	HLA-DQA2	Blood(Fehrman et al)	1.70E-05
rs241424	Diabetes Mellitus-Type 1	6	32804934	6	32712833	0.008	-10.44	No	HLA-DQA2	Blood(Fehrman et al)	1.80E-07
rs9272346	Diabetes Mellitus-Type 1	6	32604372	6	32712833	0.006	-8.15	No	HLA-DQA2	LCL(HapMap)	4.00E-13
rs11244	Diabetes Mellitus-Type 1	6	32780724	6	32520500	0.008	-9.93	No	HLA-DRB1	LCL	3.30E-09
rs11244	Diabetes Mellitus-Type 1	6	32780724	6	32520500	0.008	-9.93	No	HLA-DRB1	LCL	5.50E-09
rs1150752	Diabetes Mellitus-Type 1	6	32064726	6	32520500	0.006	-7.40	No	HLA-DRB1	LCL	2.90E-14
rs1150752	Diabetes Mellitus-Type 1	6	32064726	6	32520500	0.006	-7.40	No	HLA-DRB1	LCL	1.90E-12
rs1150752	Diabetes Mellitus-Type 1	6	32064726	6	32520500	0.006	-7.40	No	HLA-DRB1	LCL	3.30E-08
rs1150752	Diabetes Mellitus-Type 1	6	32064726	6	32520500	0.006	-7.40	No	HLA-DRB1	LCL	4.79E-10
rs1270942	Diabetes Mellitus-Type 1	6	31918860	6	32520500	0.005	-6.97	No	HLA-DRB1	LCL	3.80E-13
rs1270942	Diabetes Mellitus-Type 1	6	31918860	6	32520500	0.005	-6.97	No	HLA-DRB1	LCL	1.20E-14
rs1270942	Diabetes Mellitus-Type 1	6	31918860	6	32520500	0.005	-6.97	No	HLA-DRB1	LCL	1.20E-15
rs1270942	Diabetes Mellitus-Type 1	6	31918860	6	32520500	0.005	-6.97	No	HLA-DRB1	LCL	1.11E-10
rs1270942	Diabetes Mellitus-Type 1	6	31918860	6	32520500	0.005	-6.97	No	HLA-DRB1	LCL	7.41E-08
rs1270942	Diabetes Mellitus-Type 1	6	31918860	6	32520500	0.005	-6.97	No	HLA-DRB1	LCL	1.00E-08

rs1270942	Diabetes Mellitus-Type 1	6	31918860	6	32520500	0.005	-6.97	No	HLA-DRB1	LCL	3.55E-12
rs2071469	Diabetes Mellitus-Type 1	6	32784783	6	32520500	0.009	-11.26	No	HLA-DRB1	Blood	9.27E-05
rs2071474	Diabetes Mellitus-Type 1	6	32782582	6	32520500	0.008	-9.60	No	HLA-DRB1	Blood(Fehrman et al)	1.40E-16
rs241440	Diabetes Mellitus-Type 1	6	32797361	6	32520500	0.007	-9.11	No	HLA-DRB1	Blood(Fehrman et al)	3.50E-18
rs241447	Diabetes Mellitus-Type 1	6	32796751	6	32520500	0.007	-9.02	No	HLA-DRB1	Blood(Fehrman et al)	1.40E-18
rs241448	Diabetes Mellitus-Type 1	6	32796685	6	32520500	0.007	-9.08	No	HLA-DRB1	Blood(Fehrman et al)	1.00E-18
rs3131379	Diabetes Mellitus-Type 1	6	31721033	6	32520500	0.005	-7.07	No	HLA-DRB1	LCL	7.45E-08
rs3131379	Diabetes Mellitus-Type 1	6	31721033	6	32520500	0.005	-7.07	No	HLA-DRB1	LCL	3.90E-13
rs3131379	Diabetes Mellitus-Type 1	6	31721033	6	32520500	0.005	-7.07	No	HLA-DRB1	LCL	1.12E-10
rs3131379	Diabetes Mellitus-Type 1	6	31721033	6	32520500	0.005	-7.07	No	HLA-DRB1	LCL	3.58E-12
rs3131379	Diabetes Mellitus-Type 1	6	31721033	6	32520500	0.005	-7.07	No	HLA-DRB1	LCL	1.21E-14
rs3131379	Diabetes Mellitus-Type 1	6	31721033	6	32520500	0.005	-7.07	No	HLA-DRB1	LCL	1.20E-15
rs3131379	Diabetes Mellitus-Type 1	6	31721033	6	32520500	0.005	-7.07	No	HLA-DRB1	Monocytes	1.44E-24
rs3131379	Diabetes Mellitus-Type 1	6	31721033	6	32520500	0.005	-7.07	No	HLA-DRB1	LCL	1.00E-08
rs3134954	Diabetes Mellitus-Type 1	6	32071893	6	32520500	0.228	-296.59	No	HLA-DRB1	LCL	2.50E-08
rs3134954	Diabetes Mellitus-Type 1	6	32071893	6	32520500	0.228	-296.59	No	HLA-DRB1	LCL	8.59E-07
rs3134954	Diabetes Mellitus-Type 1	6	32071893	6	32520500	0.228	-296.59	No	HLA-DRB1	LCL	1.80E-07
rs3134954	Diabetes Mellitus-Type 1	6	32071893	6	32520500	0.228	-296.59	No	HLA-DRB1	LCL	3.71E-11
rs3134954	Diabetes Mellitus-Type 1	6	32071893	6	32520500	0.228	-296.59	No	HLA-DRB1	LCL	1.30E-07
rs3134954	Diabetes Mellitus-Type 1	6	32071893	6	32520500	0.228	-296.59	No	HLA-DRB1	Liver(Schroder)	1.90E-08

rs9272346	Diabetes Mellitus-Type 1	6	32604372	6	32520500	0.120	-146.81	Yes	HLA-DRB1	PsoriasisLesionalSkin	4.52E-08
rs9272346	Diabetes Mellitus-Type 1	6	32604372	6	32520500	0.120	-146.81	Yes	HLA-DRB1	PsoriasisUninvolvedSkin	5.74E-09
rs9272346	Diabetes Mellitus-Type 1	6	32604372	6	32520500	0.120	-146.81	Yes	HLA-DRB1	NormalSkin	1.28E-08
rs9272346	Diabetes Mellitus-Type 1	6	32604372	6	32520500	0.120	-146.81	Yes	HLA-DRB1	Monocytes	2.46E-128
rs11244	Diabetes Mellitus-Type 1	6	32780724	6	32485162	0.015	-17.90	No	HLA-DRB5	LCL	5.50E-09
rs11244	Diabetes Mellitus-Type 1	6	32780724	6	32485162	0.015	-17.90	No	HLA-DRB5	LCL	3.30E-09
rs1150752	Diabetes Mellitus-Type 1	6	32064726	6	32485162	0.007	-9.09	No	HLA-DRB5	LCL	2.90E-14
rs1150752	Diabetes Mellitus-Type 1	6	32064726	6	32485162	0.007	-9.09	No	HLA-DRB5	LCL	1.90E-12
rs1150752	Diabetes Mellitus-Type 1	6	32064726	6	32485162	0.007	-9.09	No	HLA-DRB5	LCL	3.30E-08
rs1270942	Diabetes Mellitus-Type 1	6	31918860	6	32485162	0.007	-8.44	No	HLA-DRB5	LCL	3.80E-13
rs1270942	Diabetes Mellitus-Type 1	6	31918860	6	32485162	0.007	-8.44	No	HLA-DRB5	LCL	1.00E-08
rs1270942	Diabetes Mellitus-Type 1	6	31918860	6	32485162	0.007	-8.44	No	HLA-DRB5	LCL	1.20E-15
rs241427	Diabetes Mellitus-Type 1	6	32804414	6	32485162	0.062	-74.65	No	HLA-DRB5	Monocytes	7.34E-18
rs3131379	Diabetes Mellitus-Type 1	6	31721033	6	32485162	0.007	-8.66	No	HLA-DRB5	LCL	3.90E-13
rs3131379	Diabetes Mellitus-Type 1	6	31721033	6	32485162	0.007	-8.66	No	HLA-DRB5	LCL	1.20E-15
rs3131379	Diabetes Mellitus-Type 1	6	31721033	6	32485162	0.007	-8.66	No	HLA-DRB5	LCL	1.00E-08
rs3134954	Diabetes Mellitus-Type 1	6	32071893	6	32485162	0.280	-376.69	No	HLA-DRB5	LCL	1.30E-07
rs3134954	Diabetes Mellitus-Type 1	6	32071893	6	32485162	0.280	-376.69	No	HLA-DRB5	LCL	2.50E-08
rs3134954	Diabetes Mellitus-Type 1	6	32071893	6	32485162	0.280	-376.69	No	HLA-DRB5	PrefrontalCortex(Kleinman)	2.87E-18
rs9272346	Diabetes Mellitus-Type 1	6	32604372	6	32485162	0.131	-161.58	Yes	HLA-DRB5	Monocytes	2.15E-100

rs7178572	Diabetes Mellitus- Type 2	15	77747190	15	77713069	0.004	-5.37	Yes	HMG20A	MGHliver	7.59E-05
rs9299	Body Mass Index	17	46669430	17	46618185	0.039	-46.74	No	HOXB2	PaxGeneCells	5.42E-06
rs9299	Body Mass Index	17	46669430	17	46618185	0.039	-46.74	No	HOXB2	CD4+lymph	4.79E-06
rs9299	Body Mass Index	17	46669430	17	46618185	0.039	-46.74	No	HOXB2	Blood(Fehrmann et al)	4.20E-65
rs2000999	Cholesterol- LDL	16	72108093	16	72088521	0.072	-86.48	Yes	HP	PFC:Hunt	3.61E-10
rs2000999	Cholesterol- LDL	16	72108093	16	72088521	0.072	-86.48	Yes	HP	PFC:Alzh	1.03E-10
rs2000999	Cholesterol- LDL	16	72108093	16	72088521	0.072	-86.48	Yes	HP	PFC:Norm	1.79E-15
rs2000999	Cholesterol- LDL	16	72108093	16	72088521	0.072	-86.48	Yes	HP	VC:Hunt	5.06E-05
rs2000999	Cholesterol- LDL	16	72108093	16	72088521	0.072	-86.48	Yes	HP	VC:All	2.41E-14
rs2000999	Cholesterol- LDL	16	72108093	16	72088521	0.072	-86.48	Yes	HP	PFC:Hunt	1.68E-19
rs2000999	Cholesterol- LDL	16	72108093	16	72088521	0.072	-86.48	Yes	HP	PFC:All	1.20E-24
rs2000999	Cholesterol- LDL	16	72108093	16	72088521	0.072	-86.48	Yes	HP	CR:Hunt	4.37E-17
rs2000999	Cholesterol- LDL	16	72108093	16	72088521	0.072	-86.48	Yes	HP	CR:Alzh	9.96E-11
rs2000999	Cholesterol- LDL	16	72108093	16	72088521	0.072	-86.48	Yes	HP	PFC:All	1.51E-66
rs2000999	Cholesterol- LDL	16	72108093	16	72088521	0.072	-86.48	Yes	HP	CR:All	1.81E-15
rs2000999	Cholesterol- LDL	16	72108093	16	72088521	0.072	-86.48	Yes	HP	PaxGeneCells	4.32E-06
rs2000999	Cholesterol- LDL	16	72108093	16	72088521	0.072	-86.48	Yes	HP	CR:Alzh	9.56E-29
rs2000999	Cholesterol- LDL	16	72108093	16	72088521	0.072	-86.48	Yes	HP	CR:Norm	1.66E-15
rs2000999	Cholesterol- LDL	16	72108093	16	72088521	0.072	-86.48	Yes	HP	VC:Alzh	1.25E-05
rs2000999	Cholesterol- LDL	16	72108093	16	72088521	0.072	-86.48	Yes	HP	PFC:Alzh	1.20E-31
rs2000999	Cholesterol- LDL	16	72108093	16	72088521	0.072	-86.48	Yes	HP	CR:All	3.32E-59
rs2000999	Cholesterol- LDL	16	72108093	16	72088521	0.072	-86.48	Yes	HP	VC:Alzh	3.81E-16
rs2000999	Cholesterol- LDL	16	72108093	16	72088521	0.072	-86.48	Yes	HP	PFC:Norm	1.17E-05
rs2000999	Cholesterol- LDL	16	72108093	16	72088521	0.072	-86.48	Yes	HP	VC:All	1.75E-37
rs2000999	Cholesterol- LDL	16	72108093	16	72088521	0.072	-86.48	Yes	HP	MGHliver	7.64E-08
rs2000999	Cholesterol- LDL	16	72108093	16	72088521	0.072	-86.48	Yes	HP	VC:Norm	2.60E-08
rs2000999	Cholesterol- LDL	16	72108093	16	72088521	0.072	-86.48	Yes	HP	VC:Hunt	4.85E-13
rs2000999	Cholesterol- LDL	16	72108093	16	72088521	0.072	-86.48	Yes	HP	Lymph	3.55E-38
rs2000999	Cholesterol- LDL	16	72108093	16	72088521	0.072	-86.48	Yes	HP	MGHliver	1.14E-08
rs2000999	Cholesterol- LDL	16	72108093	16	72107673	0.020	-24.48	No	HPR	CR:All	2.35E-65
rs2000999	Cholesterol- LDL	16	72108093	16	72107673	0.020	-24.48	No	HPR	Blood(Fehrmann et al)	1.10E-27
rs2000999	Cholesterol- LDL	16	72108093	16	72107673	0.020	-24.48	No	HPR	CR:Alzh	3.55E-32

rs2000999	Cholesterol- LDL	16	72108093	16	72107673	0.020	-24.48	No	HPR	CR:Norm	2.08E-16
rs2000999	Cholesterol- LDL	16	72108093	16	72107673	0.020	-24.48	No	HPR	VC:Norm	1.22E-10
rs2000999	Cholesterol- LDL	16	72108093	16	72107673	0.020	-24.48	No	HPR	PFC:Norm	1.51E-16
rs2000999	Cholesterol- LDL	16	72108093	16	72107673	0.020	-24.48	No	HPR	PFC:All	6.43E-74
rs2000999	Cholesterol- LDL	16	72108093	16	72107673	0.020	-24.48	No	HPR	VC:All	6.10E-46
rs2000999	Cholesterol- LDL	16	72108093	16	72107673	0.020	-24.48	No	HPR	VC:Alzh	1.03E-19
rs2000999	Cholesterol- LDL	16	72108093	16	72107673	0.020	-24.48	No	HPR	CR:All	3.36E-67
rs2000999	Cholesterol- LDL	16	72108093	16	72107673	0.020	-24.48	No	HPR	VC:All	1.36E-45
rs2000999	Cholesterol- LDL	16	72108093	16	72107673	0.020	-24.48	No	HPR	VC:Norm	5.76E-11
rs2000999	Cholesterol- LDL	16	72108093	16	72107673	0.020	-24.48	No	HPR	PFC:Hunt	1.40E-20
rs2000999	Cholesterol- LDL	16	72108093	16	72107673	0.020	-24.48	No	HPR	PFC:Hunt	4.35E-20
rs2000999	Cholesterol- LDL	16	72108093	16	72107673	0.020	-24.48	No	HPR	VC:Norm	5.64E-10
rs2000999	Cholesterol- LDL	16	72108093	16	72107673	0.020	-24.48	No	HPR	CR:Norm	3.97E-17
rs2000999	Cholesterol- LDL	16	72108093	16	72107673	0.020	-24.48	No	HPR	MGHliver	6.05E-09
rs2000999	Cholesterol- LDL	16	72108093	16	72107673	0.020	-24.48	No	HPR	CR:All	2.03E-67
rs2000999	Cholesterol- LDL	16	72108093	16	72107673	0.020	-24.48	No	HPR	CR:Alzh	7.10E-32
rs2000999	Cholesterol- LDL	16	72108093	16	72107673	0.020	-24.48	No	HPR	VC:Hunt	5.11E-15
rs2000999	Cholesterol- LDL	16	72108093	16	72107673	0.020	-24.48	No	HPR	VC:Hunt	5.87E-15
rs2000999	Cholesterol- LDL	16	72108093	16	72107673	0.020	-24.48	No	HPR	CR:Hunt	2.20E-19
rs2000999	Cholesterol- LDL	16	72108093	16	72107673	0.020	-24.48	No	HPR	CR:Hunt	1.71E-19
rs2000999	Cholesterol- LDL	16	72108093	16	72107673	0.020	-24.48	No	HPR	PFC:Norm	3.22E-16
rs2000999	Cholesterol- LDL	16	72108093	16	72107673	0.020	-24.48	No	HPR	VC:All	9.69E-44
rs2000999	Cholesterol- LDL	16	72108093	16	72107673	0.020	-24.48	No	HPR	PFC:Norm	4.92E-16
rs2000999	Cholesterol- LDL	16	72108093	16	72107673	0.020	-24.48	No	HPR	CR:Norm	3.28E-17
rs2000999	Cholesterol- LDL	16	72108093	16	72107673	0.020	-24.48	No	HPR	PFC:All	5.26E-75
rs2000999	Cholesterol- LDL	16	72108093	16	72107673	0.020	-24.48	No	HPR	VC:Hunt	4.91E-15
rs2000999	Cholesterol- LDL	16	72108093	16	72107673	0.020	-24.48	No	HPR	VC:Alzh	3.82E-19
rs2000999	Cholesterol- LDL	16	72108093	16	72107673	0.020	-24.48	No	HPR	MGHliver	3.26E-10
rs2000999	Cholesterol- LDL	16	72108093	16	72107673	0.020	-24.48	No	HPR	PFC:All	1.79E-75
rs2000999	Cholesterol- LDL	16	72108093	16	72107673	0.020	-24.48	No	HPR	CR:Alzh	1.84E-31
rs2000999	Cholesterol- LDL	16	72108093	16	72107673	0.020	-24.48	No	HPR	CR:Hunt	1.48E-19
rs2000999	Cholesterol- LDL	16	72108093	16	72107673	0.020	-24.48	No	HPR	PFC:Alzh	8.75E-39
rs2000999	Cholesterol- LDL	16	72108093	16	72107673	0.020	-24.48	No	HPR	PFC:Hunt	1.16E-20
rs2000999	Cholesterol- LDL	16	72108093	16	72107673	0.020	-24.48	No	HPR	VC:Alzh	1.04E-19

rs2000999	Cholesterol- LDL	16	72108093	16	72107673	0.020	-24.48	No	HPR	PFC:Alzh	2.67E-38
rs2000999	Cholesterol- LDL	16	72108093	16	72107673	0.020	-24.48	No	HPR	PFC:Alzh	1.61E-37
rs1051730	Smoking	15	78894339	15	78730601	0.004	-4.87	Yes	IREB2	LCL(HapMap)	7.26E-07
rs1051730	Smoking	15	78894339	15	78730601	0.004	-4.87	Yes	IREB2	Blood(Fehrman et al)	1.60E-10
rs2036527	Smoking	15	78851615	15	78730601	0.003	-4.72	Yes	IREB2	LCL(HapMap)	2.68E-07
rs1260333	Triglycerides	2	27748624	2	27665217	0.003	-4.60	No	KRTCAP3	Liver(UChicago)	0.017727
rs255049	Cholesterol- HDL	16	68013471	16	67973663	0.003	-4.43	No	LCAT	Blood(Fehrman et al)	1.10E-03
rs1412444	Coronary Artery Disease	10	91002927	10	90973341	0.259	-343.20	Yes	LIPA	PaxGeneCells	2.24E-09
rs1412444	Coronary Artery Disease	10	91002927	10	90973341	0.259	-343.20	Yes	LIPA	MGHliver	4.35E-43
rs1412444	Coronary Artery Disease	10	91002927	10	90973341	0.259	-343.20	Yes	LIPA	PBMC	1.59E-09
rs1412444	Coronary Artery Disease	10	91002927	10	90973341	0.259	-343.20	Yes	LIPA	Blood(Fehrman et al)	1.00E-191
rs1412444	Coronary Artery Disease	10	91002927	10	90973341	0.259	-343.20	Yes	LIPA	Lymph	6.09E-49
rs1412444	Coronary Artery Disease	10	91002927	10	90973341	0.259	-343.20	Yes	LIPA	Monocytes	5.58E-161
rs10503669	Cholesterol- HDL	8	19847690	8	19759278	0.054	-64.16	Yes	LPL	Monocytes	3.71E-38
rs12678919	Cholesterol- HDL	8	19844222	8	19759278	0.054	-65.00	Yes	LPL	Lymph	2.96E-15
rs17482753	Cholesterol- HDL	8	19832646	8	19759278	0.058	-69.64	Yes	LPL	Monocytes	5.65E-38
rs10096633	Triglycerides	8	19830921	8	19759278	0.051	-61.40	Yes	LPL	Lymph	6.98E-18
rs10105606	Triglycerides	8	19827848	8	19759278	0.018	-21.78	Yes	LPL	Lymph	0.000843
rs10503669	Triglycerides	8	19847690	8	19759278	0.054	-64.16	Yes	LPL	Monocytes	3.71E-38
rs12678919	Triglycerides	8	19844222	8	19759278	0.054	-65.00	Yes	LPL	Lymph	2.96E-15
rs17410962	Triglycerides	8	19848080	8	19759278	0.047	-56.49	Yes	LPL	Monocytes	6.51E-33
rs7120118	Cholesterol- HDL	11	47286290	11	47290775	0.015	-18.59	No	MADD	Blood(Fehrman et al)	2.20E-18
rs7120118	Cholesterol- HDL	11	47286290	11	47290775	0.015	-18.59	No	MADD	Blood(Fehrman et al)	2.80E-10
rs2241423	Body Mass Index	15	68086838	15	67835021	0.074	-88.64	Yes	MAP2K5	Blood(Fehrman et al)	2.20E-07
rs2338104	Cholesterol- HDL	12	109895168	12	109993110	0.009	-10.73	Yes	MMAB	Brain	5.03E-10
rs7134594	Cholesterol- HDL	12	110000193	12	109993110	0.009	-10.86	Yes	MMAB	PFC:Alzh	4.83E-18
rs7134594	Cholesterol- HDL	12	110000193	12	109993110	0.009	-10.86	Yes	MMAB	MGHSubQ	4.25E-32

rs7134594	Cholesterol- HDL	12	110000193	12	109993110	0.009	-10.86	Yes	MMAB	Liver(Schroder)	7.09E-11
rs7134594	Cholesterol- HDL	12	110000193	12	109993110	0.009	-10.86	Yes	MMAB	Lymph	0.001184
rs7134594	Cholesterol- HDL	12	110000193	12	109993110	0.009	-10.86	Yes	MMAB	PFC:All	3.38E-31
rs7134594	Cholesterol- HDL	12	110000193	12	109993110	0.009	-10.86	Yes	MMAB	Blood(Fehrmann et al)	5.20E-09
rs7134594	Cholesterol- HDL	12	110000193	12	109993110	0.009	-10.86	Yes	MMAB	MGHliver	3.07E-29
rs7134594	Cholesterol- HDL	12	110000193	12	109993110	0.009	-10.86	Yes	MMAB	PFC:All	5.33E-33
rs7134594	Cholesterol- HDL	12	110000193	12	109993110	0.009	-10.86	Yes	MMAB	MGHomental	6.95E-79
rs7134594	Cholesterol- HDL	12	110000193	12	109993110	0.009	-10.86	Yes	MMAB	MGHomental	4.76E-58
rs17030613	Blood Pressure	1	113190807	1	113215783	0.014	-16.66	Yes	MOV10	PFC:All	2.23E-09
rs17030613	Blood Pressure	1	113190807	1	113215783	0.014	-16.66	Yes	MOV10	VC:All	1.73E-07
rs17030613	Blood Pressure	1	113190807	1	113215783	0.014	-16.66	Yes	MOV10	CR:Alzh	6.71E-08
rs10838738	Body Mass Index	11	47663049	11	47623990	0.016	-19.56	No	MTCH2	MGHSubQ	3.03E-16
rs10838738	Body Mass Index	11	47663049	11	47623990	0.016	-19.56	No	MTCH2	MGHomental	2.22E-18
rs10838738	Body Mass Index	11	47663049	11	47623990	0.016	-19.56	No	MTCH2	CR:Hunt	2.43E-08
rs10838738	Body Mass Index	11	47663049	11	47623990	0.016	-19.56	No	MTCH2	VC:Alzh	3.67E-11
rs10838738	Body Mass Index	11	47663049	11	47623990	0.016	-19.56	No	MTCH2	PrefrontalCortex(Kleinman)	7.63E-22
rs10838738	Body Mass Index	11	47663049	11	47623990	0.016	-19.56	No	MTCH2	PFC:Hunt	9.81E-10
rs10838738	Body Mass Index	11	47663049	11	47623990	0.016	-19.56	No	MTCH2	CR:Alzh	3.66E-13
rs10838738	Body Mass Index	11	47663049	11	47623990	0.016	-19.56	No	MTCH2	PFC:Alzh	4.76E-17
rs10838738	Body Mass Index	11	47663049	11	47623990	0.016	-19.56	No	MTCH2	PFC:All	3.63E-40
rs10838738	Body Mass Index	11	47663049	11	47623990	0.016	-19.56	No	MTCH2	CR:All	1.05E-31
rs10838738	Body Mass Index	11	47663049	11	47623990	0.016	-19.56	No	MTCH2	VC:Norm	5.40E-12
rs10838738	Body Mass Index	11	47663049	11	47623990	0.016	-19.56	No	MTCH2	VC:All	6.38E-36
rs10838738	Body Mass Index	11	47663049	11	47623990	0.016	-19.56	No	MTCH2	CR:Norm	3.15E-14
rs3817334	Body Mass Index	11	47650993	11	47623990	0.017	-20.94	Yes	MTCH2	Brain	1.79E-10
rs17367504	Blood Pressure	1	11862778	1	11845780	0.009	-11.34	Yes	MTHFR	Blood(Fehrmann et al)	1.50E-27
rs17367504	Blood Pressure	1	11862778	1	11845780	0.009	-11.34	Yes	MTHFR	Blood(Fehrmann et al)	6.30E-04
rs3817334	Body Mass Index	11	47650993	11	47352967	0.021	-25.54	No	MYBPC3	Monocytes	1.49E-48
rs7120118	Cholesterol- HDL	11	47286290	11	47352967	0.007	-9.13	Yes	MYBPC3	Blood(Fehrmann et al)	2.80E-04
rs6725887	Coronary Artery Disease	2	203745885	2	203879626	0.003	-4.72	No	NBEAL1	Plaque	2.72E-06

rs3817334	Body Mass Index	11	47650993	11	47270469	0.008	-10.06	No	NR1H3	Monocytes	7.25E-12
rs7120118	Cholesterol- HDL	11	47286290	11	47270469	0.012	-15.11	Yes	NR1H3	Blood(Fehrman et al)	2.10E-18
rs12413409	Coronary Artery Disease	10	104719096	10	104846932	0.015	-18.84	Yes	NT5C2	Blood(Fehrman et al)	8.90E-16
rs12413409	Intracranial Aneurysm	10	104719096	10	104846932	0.015	-18.84	Yes	NT5C2	Blood(Fehrman et al)	8.90E-16
rs10906115	Diabetes Mellitus-Type 2	10	12314997	10	12206856	0.007	-8.39	No	NUDT5	Blood(Fehrman et al)	6.20E-05
rs1169300	C-Reactive Protein	12	121431225	12	121457492	0.004	-4.97	No	OASL	Blood(Fehrman et al)	1.40E-06
rs1169300	C-Reactive Protein	12	121431225	12	121457492	0.004	-4.97	No	OASL	Blood(Fehrman et al)	6.20E-22
rs2464196	C-Reactive Protein	12	121435427	12	121457492	0.004	-5.14	No	OASL	Blood(Fehrman et al)	2.80E-06
rs2464196	C-Reactive Protein	12	121435427	12	121457492	0.004	-5.14	No	OASL	Blood(Fehrman et al)	1.80E-21
rs2290400	Diabetes Mellitus-Type 1	17	38066240	17	38077303	0.061	-73.32	No	ORMDL3	CD4+lymph	1.23E-09
rs2290400	Diabetes Mellitus-Type 1	17	38066240	17	38077303	0.061	-73.32	No	ORMDL3	LCL(HapMap)	2.68E-13
rs2290400	Diabetes Mellitus-Type 1	17	38066240	17	38077303	0.061	-73.32	No	ORMDL3	LCL	9.20E-10
rs2290400	Diabetes Mellitus-Type 1	17	38066240	17	38077303	0.061	-73.32	No	ORMDL3	LCL	5.20E-15
rs2290400	Diabetes Mellitus-Type 1	17	38066240	17	38077303	0.061	-73.32	No	ORMDL3	Blood(Fehrman et al)	1.50E-60
rs4660293	Cholesterol- HDL	1	40028180	1	40026444	0.006	-8.28	No	PABPC4	CD4+lymph	0.000302
rs4129767	Cholesterol- HDL	17	76403984	17	76371196	0.008	-9.88	Yes	PGS1	LCL	1.13E-07
rs1011731	Body Mass Index	1	172346548	1	172338869	0.011	-14.02	No	PIGC	Blood(Fehrman et al)	1.60E-06
rs700651	Intracranial Aneurysm	2	198631714	2	198669332	0.039	-46.60	No	PLCL1	Blood	1.91E-15
rs6065906	Cholesterol- HDL	20	44554015	20	44525923	0.004	-5.06	No	PLTP	MGLiver	1.58E-17
rs6065906	Cholesterol- HDL	20	44554015	20	44525923	0.004	-5.06	No	PLTP	Lymph	0.000872
rs6065906	Cholesterol- HDL	20	44554015	20	44525923	0.004	-5.06	No	PLTP	PaxGeneCells	8.22E-05
rs6065906	Cholesterol- HDL	20	44554015	20	44525923	0.004	-5.06	No	PLTP	Blood(Fehrman et al)	5.70E-09
rs7679	Cholesterol- HDL	20	44576502	20	44525923	0.003	-4.63	No	PLTP	SchadtLiver	9.40E-09
rs6065906	Triglycerides	20	44554015	20	44525923	0.004	-5.06	No	PLTP	MGLiver	1.58E-17

rs6065906	Triglycerides	20	44554015	20	44525923	0.004	-5.06	No	PLTP	Lymph	0.000872
rs6065906	Triglycerides	20	44554015	20	44525923	0.004	-5.06	No	PLTP	PaxGeneCells	8.22E-05
rs6065906	Triglycerides	20	44554015	20	44525923	0.004	-5.06	No	PLTP	Blood(Fehrman et al)	5.70E-09
rs7679	Triglycerides	20	44576502	20	44525923	0.003	-4.63	No	PLTP	SchadtLiver	9.40E-09
rs2967605	Cholesterol- HDL	19	8469738	19	8554941	0.007	-8.88	No	PRAM1	VC:All	4.80E-05
rs2967605	Cholesterol- HDL	19	8469738	19	8554941	0.007	-8.88	No	PRAM1	VC:Alzh	2.11E-06
rs425105	Diabetes Mellitus-Type 1	19	47208481	19	47177325	0.027	-32.43	Yes	PRKD2	Blood(Fehrman et al)	3.20E-11
rs425105	Diabetes Mellitus-Type 1	19	47208481	19	47177325	0.027	-32.43	Yes	PRKD2	Blood(Fehrman et al)	2.10E-04
rs425105	Diabetes Mellitus-Type 1	19	47208481	19	47177325	0.027	-32.43	Yes	PRKD2	MGHontental	3.10E-07
rs425105	Diabetes Mellitus-Type 1	19	47208481	19	47177325	0.027	-32.43	Yes	PRKD2	Blood(Fehrman et al)	6.40E-08
rs1051730	Smoking	15	78894339	15	78831660	0.011	-13.34	Yes	PSMA4	Blood(Fehrman et al)	4.10E-13
rs1051730	Smoking	15	78894339	15	78831660	0.011	-13.34	Yes	PSMA4	PFC:Norm	5.25E-07
rs2071540	Diabetes Mellitus-Type 1	6	32812916	6	32811883	0.008	-10.30	Yes	PSMB9	Blood(Fehrman et al)	6.50E-26
rs2071540	Diabetes Mellitus-Type 1	6	32812916	6	32811883	0.008	-10.30	Yes	PSMB9	Lymph	1.79E-05
rs2071540	Diabetes Mellitus-Type 1	6	32812916	6	32811883	0.008	-10.30	Yes	PSMB9	Liver(Schroder)	3.35E-11
rs2071540	Diabetes Mellitus-Type 1	6	32812916	6	32811883	0.008	-10.30	Yes	PSMB9	CD4+lymph	1.86E-10
rs599839	Cholesterol- LDL	1	109822166	1	109822131	0.006	-8.20	No	PSRC1	Monocytes	5.30E-55
rs599839	Cholesterol- LDL	1	109822166	1	109822131	0.006	-8.20	No	PSRC1	PrefrontalCortex	2.62E-06
rs629301	Cholesterol- LDL	1	109818306	1	109822131	0.007	-8.40	No	PSRC1	Monocytes	2.34E-56
rs646776	Cholesterol- LDL	1	109818530	1	109822131	0.007	-8.40	No	PSRC1	PFC:All	1.67E-13
rs646776	Cholesterol- LDL	1	109818530	1	109822131	0.007	-8.40	No	PSRC1	MGHliver	3.05E-86
rs646776	Cholesterol- LDL	1	109818530	1	109822131	0.007	-8.40	No	PSRC1	PFC:Alzh	7.93E-08
rs646776	Cholesterol- LDL	1	109818530	1	109822131	0.007	-8.40	No	PSRC1	Blood(Fehrman et al)	1.80E-30
rs646776	Cholesterol- LDL	1	109818530	1	109822131	0.007	-8.40	No	PSRC1	VC:Alzh	1.44E-09
rs646776	Cholesterol- LDL	1	109818530	1	109822131	0.007	-8.40	No	PSRC1	VC:All	7.66E-11
rs646776	Cholesterol- LDL	1	109818530	1	109822131	0.007	-8.40	No	PSRC1	Lymph	2.10E-08
rs646776	Cholesterol- LDL	1	109818530	1	109822131	0.007	-8.40	No	PSRC1	CR:Hunt	5.19E-05

rs646776	Cholesterol- LDL	1	109818530	1	109822131	0.007	-8.40	No	PSRC1	Liver(Schroder)	8.72E-17
rs599839	Coronary Artery Disease	1	109822166	1	109822131	0.006	-8.20	No	PSRC1	Monocytes	5.30E-55
rs599839	Coronary Artery Disease	1	109822166	1	109822131	0.006	-8.20	No	PSRC1	PrefrontalCortex	2.62E-06
rs646776	Coronary Artery Disease	1	109818530	1	109822131	0.007	-8.40	No	PSRC1	PFC:All	1.67E-13
rs646776	Coronary Artery Disease	1	109818530	1	109822131	0.007	-8.40	No	PSRC1	MGHliver	3.05E-86
rs646776	Coronary Artery Disease	1	109818530	1	109822131	0.007	-8.40	No	PSRC1	PFC:Alzh	7.93E-08
rs646776	Coronary Artery Disease	1	109818530	1	109822131	0.007	-8.40	No	PSRC1	Blood(Fehrmann et al)	1.80E-30
rs646776	Coronary Artery Disease	1	109818530	1	109822131	0.007	-8.40	No	PSRC1	VC:Alzh	1.44E-09
rs646776	Coronary Artery Disease	1	109818530	1	109822131	0.007	-8.40	No	PSRC1	VC:All	7.66E-11
rs646776	Coronary Artery Disease	1	109818530	1	109822131	0.007	-8.40	No	PSRC1	Lymph	2.10E-08
rs646776	Coronary Artery Disease	1	109818530	1	109822131	0.007	-8.40	No	PSRC1	CR:Hunt	5.19E-05
rs646776	Coronary Artery Disease	1	109818530	1	109822131	0.007	-8.40	No	PSRC1	Liver(Schroder)	8.72E-17
rs629301	Triglycerides	1	109818306	1	109822131	0.007	-8.40	No	PSRC1	Monocytes	2.34E-56
rs519113	Cholesterol- HDL	19	45376284	19	45349569	0.044	-52.45	No	PVRL2	Monocytes	3.29E-15
rs10903129	Cholesterol- LDL	1	25768937	1	25598991	0.132	-163.33	Yes	RHD	MGHomenta	2.26E-11
rs10903129	Cholesterol- LDL	1	25768937	1	25598991	0.132	-163.33	Yes	RHD	MGHSubQ	1.11E-05
rs10903129	Cholesterol- LDL	1	25768937	1	25598991	0.132	-163.33	Yes	RHD	CR:Norm	2.34E-07
rs10903129	Cholesterol- LDL	1	25768937	1	25598991	0.132	-163.33	Yes	RHD	Blood(Fehrmann et al)	2.20E-33
rs10903129	Cholesterol- LDL	1	25768937	1	25598991	0.132	-163.33	Yes	RHD	Monocytes	2.01E-34
rs10903129	Cholesterol- LDL	1	25768937	1	25598991	0.132	-163.33	Yes	RHD	PaxGeneCells	1.20E-06
rs10903129	Cholesterol- LDL	1	25768937	1	25598991	0.132	-163.33	Yes	RHD	CR:All	2.20E-08
rs6495122	Blood Pressure	15	75125645	15	75136075	0.018	-21.85	No	SCAMP2	Blood(Fehrmann et al)	4.50E-10
rs651821	Triglycerides	11	116662579	11	117049375	0.026	-31.19	No	SIDT2	Monocytes	9.25E-23
rs7396835	Triglycerides	11	116684028	11	117049375	0.092	-111.50	No	SIDT2	Monocytes	1.30E-65
rs7804356	Diabetes Mellitus-Type 1	7	26891665	7	26624804	0.052	-62.70	Yes	SKAP2	CR:All	1.40E-07

rs7804356	Diabetes Mellitus-Type 1	7	26891665	7	26624804	0.052	-62.70	Yes	SKAP2	CR:All	1.36E-08
rs7804356	Diabetes Mellitus-Type 1	7	26891665	7	26624804	0.052	-62.70	Yes	SKAP2	CR:Norm	5.30E-05
rs7804356	Diabetes Mellitus-Type 1	7	26891665	7	26624804	0.052	-62.70	Yes	SKAP2	PFC:All	6.85E-06
rs7804356	Diabetes Mellitus-Type 1	7	26891665	7	26624804	0.052	-62.70	Yes	SKAP2	Blood(Fehrman et al)	2.40E-13
rs7804356	Diabetes Mellitus-Type 1	7	26891665	7	26624804	0.052	-62.70	Yes	SKAP2	Blood(Fehrman et al)	4.10E-49
rs1270942	Diabetes Mellitus-Type 1	6	31918860	6	31926581	0.003	-4.62	No	SKIV2L	Blood(Fehrman et al)	3.00E-04
rs3131379	Diabetes Mellitus-Type 1	6	31721033	6	31926581	0.003	-4.18	No	SKIV2L	Blood(Fehrman et al)	2.60E-08
rs9267658	Diabetes Mellitus-Type 1	6	31845985	6	31926581	0.003	-4.72	No	SKIV2L	Adipose	0.000063
rs8191829	Lipoprotein-a	6	160479478	6	160542805	0.033	-39.30	Yes	SLC22A1	PFC:All	4.46E-06
rs7221109	Diabetes Mellitus-Type 1	17	38770286	17	38781214	0.033	-40.03	No	SMARCE1	Monocytes	2.20E-58
rs7221109	Diabetes Mellitus-Type 1	17	38770286	17	38781214	0.033	-40.03	No	SMARCE1	Plaque	1.66E-06
rs216172	Coronary Artery Disease	17	2126504	17	2207237	0.012	-14.35	Yes	SRR	LCL	7.50E-08
rs17030613	Blood Pressure	1	113190807	1	113065307	0.017	-20.18	No	ST7L	CR:All	1.61E-17
rs17030613	Blood Pressure	1	113190807	1	113065307	0.017	-20.18	No	ST7L	VC:All	2.39E-20
rs17030613	Blood Pressure	1	113190807	1	113065307	0.017	-20.18	No	ST7L	VC:All	5.15E-12
rs17030613	Blood Pressure	1	113190807	1	113065307	0.017	-20.18	No	ST7L	PFC:Norm	4.52E-10
rs17030613	Blood Pressure	1	113190807	1	113065307	0.017	-20.18	No	ST7L	VC:Norm	5.58E-10
rs17030613	Blood Pressure	1	113190807	1	113065307	0.017	-20.18	No	ST7L	PFC:Hunt	2.79E-07
rs17030613	Blood Pressure	1	113190807	1	113065307	0.017	-20.18	No	ST7L	CD4+lymph	6.76E-07
rs17030613	Blood Pressure	1	113190807	1	113065307	0.017	-20.18	No	ST7L	CD4+lymph	0.000295
rs17030613	Blood Pressure	1	113190807	1	113065307	0.017	-20.18	No	ST7L	VC:Alzh	2.67E-06
rs17030613	Blood Pressure	1	113190807	1	113065307	0.017	-20.18	No	ST7L	VC:Hunt	6.27E-06
rs17030613	Blood Pressure	1	113190807	1	113065307	0.017	-20.18	No	ST7L	LCL(HapMap)	9.44E-15
rs1552224	Diabetes Mellitus-Type 2	11	72433098	11	72465139	0.005	-6.85	No	STARD10	MGHomental	1.21E-06
rs1552224	Diabetes Mellitus-Type 2	11	72433098	11	72465139	0.005	-6.85	No	STARD10	VC:All	5.63E-07

rs1552224	Diabetes Mellitus-Type 2	11	72433098	11	72465139	0.005	-6.85	No	STARD10	Blood(Fehrman et al)	1.50E-14
rs1552224	Diabetes Mellitus-Type 2	11	72433098	11	72465139	0.005	-6.85	No	STARD10	CR:Alzh	2.90E-08
rs1552224	Diabetes Mellitus-Type 2	11	72433098	11	72465139	0.005	-6.85	No	STARD10	PFC:Alzh	9.16E-07
rs1552224	Diabetes Mellitus-Type 2	11	72433098	11	72465139	0.005	-6.85	No	STARD10	MGHliver	1.79E-05
rs1552224	Diabetes Mellitus-Type 2	11	72433098	11	72465139	0.005	-6.85	No	STARD10	PFC:All	1.96E-08
rs9390459	Coagulation	6	147680359	6	147507598	0.007	-8.61	No	STXBP5	Lymph	0.001165
rs9390459	Coagulation	6	147680359	6	147507598	0.007	-8.61	No	STXBP5	Blood(Fehrman et al)	1.40E-07
rs4788084	Diabetes Mellitus-Type 1	16	28539848	16	28616530	0.009	-10.73	Yes	SULT1A1	MGHSubQ	4.13E-14
rs4788084	Diabetes Mellitus-Type 1	16	28539848	16	28616530	0.009	-10.73	Yes	SULT1A1	MGHSubQ	2.76E-12
rs4788084	Diabetes Mellitus-Type 1	16	28539848	16	28603264	0.006	-7.36	No	SULT1A2	Adipose	0.000169
rs4788084	Diabetes Mellitus-Type 1	16	28539848	16	28603264	0.006	-7.36	No	SULT1A2	MGHSubQ	2.51E-17
rs4788084	Diabetes Mellitus-Type 1	16	28539848	16	28603264	0.006	-7.36	No	SULT1A2	Blood(Fehrman et al)	2.30E-24
rs11171739	Diabetes Mellitus-Type 1	12	56470625	12	56390948	0.035	-41.58	No	SUOX	Monocytes	3.08E-18
rs1701704	Diabetes Mellitus-Type 1	12	56412487	12	56390948	0.022	-27.08	No	SUOX	CD4+lymph	1.12E-06
rs1701704	Diabetes Mellitus-Type 1	12	56412487	12	56390948	0.022	-27.08	No	SUOX	Blood(Fehrman et al)	1.70E-03
rs964184	Cholesterol- HDL	11	116648917	11	117069715	0.004	-5.30	No	TAGLN	Monocytes	3.89E-12
rs964184	Cholesterol- LDL	11	116648917	11	117069715	0.004	-5.30	No	TAGLN	Monocytes	3.89E-12
rs964184	Coronary Artery Disease	11	116648917	11	117069715	0.004	-5.30	No	TAGLN	Monocytes	3.89E-12
rs603446	Triglycerides	11	116654435	11	117069715	0.008	-10.14	No	TAGLN	Monocytes	3.22E-15
rs651821	Triglycerides	11	116662579	11	117069715	0.011	-13.35	No	TAGLN	Monocytes	8.52E-28
rs7396835	Triglycerides	11	116684028	11	117069715	0.033	-39.31	No	TAGLN	Monocytes	2.21E-67
rs964184	Triglycerides	11	116648917	11	117069715	0.004	-5.30	No	TAGLN	Monocytes	3.89E-12
rs11244	Diabetes Mellitus-Type 1	6	32780724	6	32789610	0.003	-4.25	Yes	TAP2	Blood(Fehrman et al)	4.90E-16

rs2071554	Diabetes Mellitus-Type 1	6	32784676	6	32789610	0.007	-9.00	Yes	TAP2	Lymph	4.03E-06
rs2071554	Diabetes Mellitus-Type 1	6	32784676	6	32789610	0.007	-9.00	Yes	TAP2	Blood(Fehrman et al)	3.50E-14
rs9784758	Diabetes Mellitus-Type 1	6	32788511	6	32789610	0.005	-6.44	Yes	TAP2	CD4+lymph	0.000126
rs2855812	Diabetes Mellitus-Type 1	6	31472720	6	31543350	0.003	-4.43	No	TNF	Blood(Fehrman et al)	5.20E-05
rs896854	Diabetes Mellitus-Type 2	8	95960511	8	95935198	0.015	-17.92	Yes	TP53INP1	Lymph	0.00095
rs896854	Diabetes Mellitus-Type 2	8	95960511	8	95935198	0.015	-17.92	Yes	TP53INP1	Blood(Fehrman et al)	6.40E-09
rs4788084	Diabetes Mellitus-Type 1	16	28539848	16	28853748	0.089	-107.87	No	TUFM	Blood	7.19E-07
rs7941030	Cholesterol- HDL	11	122522375	11	122500793	0.004	-5.03	Yes	UBASH3B	Blood(Fehrman et al)	1.40E-03
rs7941030	Cholesterol- LDL	11	122522375	11	122500793	0.004	-5.03	Yes	UBASH3B	Blood(Fehrman et al)	1.40E-03
rs181362	Cholesterol- HDL	22	21932068	22	21921946	0.013	-16.20	Yes	UBE2L3	LCL(HapMap)	1.02E-07
rs46522	Coronary Artery Disease	17	46988597	17	46985809	0.052	-62.39	Yes	UBE2Z	Monocytes	3.81E-12
rs2814982	Cholesterol- LDL	6	34546560	6	34759773	0.017	-20.14	No	UHRF1BP1	Adipose	1.72E-07
rs2814982	Cholesterol- LDL	6	34546560	6	34759773	0.017	-20.14	No	UHRF1BP1	Blood	2.58E-11
rs1378942	Blood Pressure	15	75077367	15	75128460	0.018	-21.70	No	ULK3	Blood(Fehrman et al)	3.20E-17
rs1378942	Blood Pressure	15	75077367	15	75128460	0.018	-21.70	No	ULK3	Monocytes	3.21E-35
rs6495122	Blood Pressure	15	75125645	15	75128460	0.010	-12.21	No	ULK3	Lymph	4.47E-07
rs6495122	Blood Pressure	15	75125645	15	75128460	0.010	-12.21	No	ULK3	Blood(Fehrman et al)	1.50E-10
rs6495122	Blood Pressure	15	75125645	15	75128460	0.010	-12.21	No	ULK3	CR:Alzh	7.49E-10
rs8042680	Diabetes Mellitus-Type 2	15	91521337	15	91541656	0.004	-5.69	No	VPS33B	Blood(Fehrman et al)	3.10E-07
rs319690	Blood Pressure	3	47927484	3	48275964	0.036	-43.25	No	ZNF589	LCL(HapMap)	4.97E-07

Supplementary table 10. Metabolite SNP proxy eQTLs

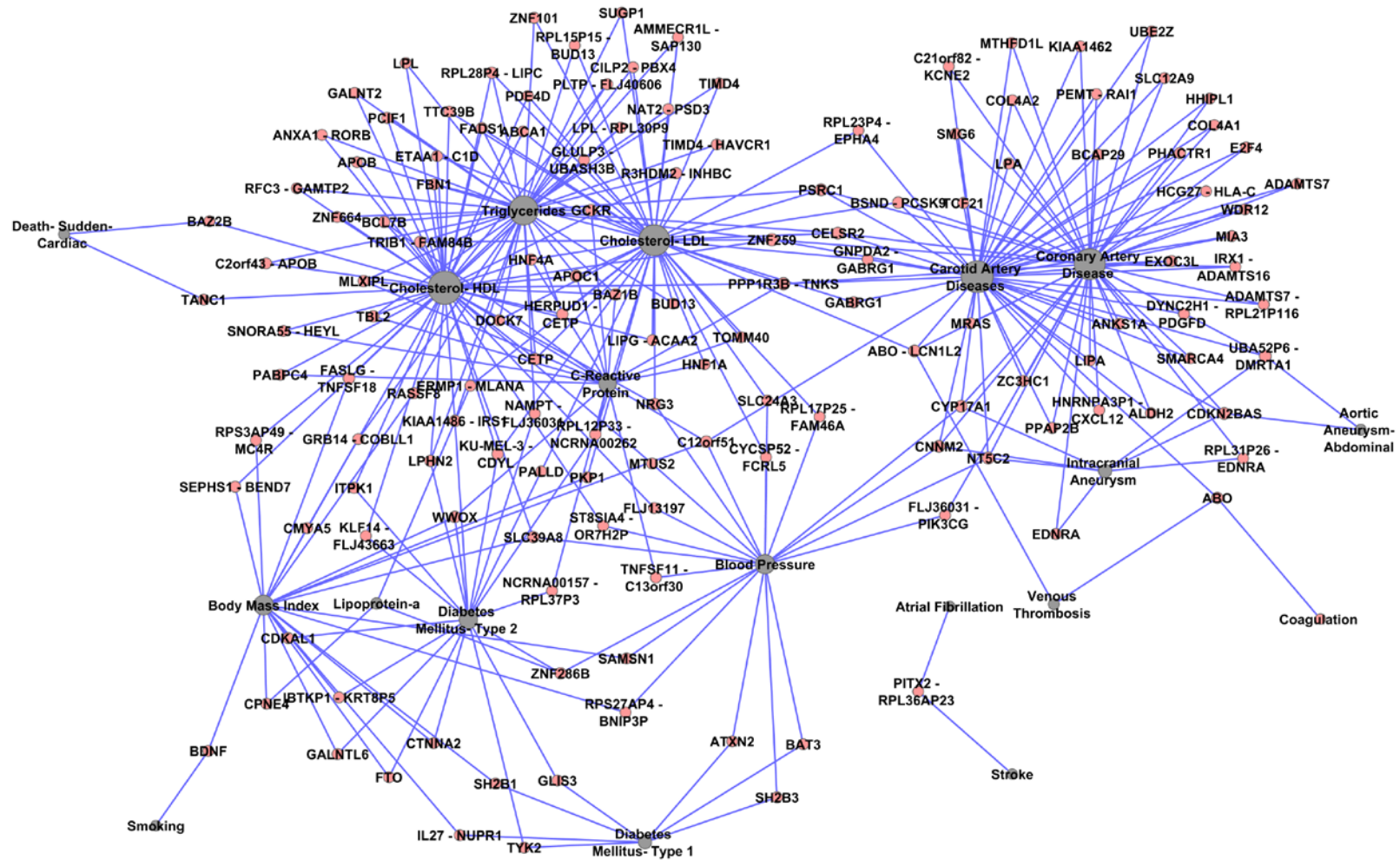
SNP	Proxy	mesh_term	Expressed.gene.associated.with.the.SNP	Type	SNP_Chrom	SNP_Pos	RSq	log10P	Locus.and.gene.ID..Cytoband.	Biochemical	GWAS.P.value
rs11825181	rs12286037	Triglycerides	BUD13	cis	11	116652207	0.005	-6.94	90. APOA5 (11q23.3)	1-linoleoylglycerol (1-monolinolein)	2.93E-11
rs11825181	rs28927680	Triglycerides	BUD13	cis	11	116619073	0.006	-7.92	90. APOA5 (11q23.3)	1-linoleoylglycerol (1-monolinolein)	2.93E-11
rs2070895	rs1077835	Cholesterol-HDL	ADAM10	cis	15	58723426	0.003	-4.74	109. LIPC (15q22.1)	1-palmitoylglycerophosphoethanolamine	1.36E-18
rs2070895	rs1800588	Cholesterol-HDL	ADAM10	cis	15	58723675	0.003	-4.62	109. LIPC (15q22.1)	1-palmitoylglycerophosphoethanolamine	1.36E-18
rs649129	rs495828	Venous Thrombosis	ABO	cis	9	136154867	0.007	-8.58	74. ABO (9q34.2)	ADSGEGDFXAEGGGVR/ADpSGEGDFXAEGGGVR	9.26E-37
rs649129	rs579459	Coronary Artery Disease	ABO	cis	9	136154168	0.007	-8.58	74. ABO (9q34.2)	ADSGEGDFXAEGGGVR/ADpSGEGDFXAEGGGVR	9.26E-37
rs649129	rs635634	Cholesterol-LDL	ABO	cis	9	136155000	0.006	-7.3	74. ABO (9q34.2)	ADSGEGDFXAEGGGVR/ADpSGEGDFXAEGGGVR	9.26E-37
rs649129	rs651007	Cholesterol-LDL	ABO	cis	9	136153875	0.007	-8.59	74. ABO (9q34.2)	ADSGEGDFXAEGGGVR/ADpSGEGDFXAEGGGVR	9.26E-37

Supplementary Table 11. Conditional analysis of genes regulated in *cis* and in *trans* by the same eQTL

eQTL (SNP)	<i>Cis</i> -Gene	<i>Trans</i> -Gene	eQTL- <i>trans</i> -gene association β	eQTL- <i>trans</i> -gene association p value	eQTL- <i>trans</i> -gene association β (conditioned on expression of the <i>cis</i> -gene)	eQTL- <i>trans</i> -gene association p value (conditioned on expression of the <i>cis</i> -gene)
rs174546	FADS2	LDLR	0.017	3.1×10^{-8}	-0.00083	0.82
rs174546	FADS2	SREBF2	0.013	1.2×10^{-7}	0.00080	0.79
rs174546	FADS1	SREBF2	0.013	1.2×10^{-7}	0.0011	0.65
rs174546	FADS1	LDLR	0.017	3.1×10^{-8}	0.0030	0.32
rs174547	FADS2	LDLR	0.017	3.1×10^{-8}	-0.00082	0.83
rs174547	FADS2	SREBF2	0.013	1.2×10^{-7}	0.00080	0.79
rs174547	FADS1	SREBF2	0.013	1.2×10^{-7}	0.0011	0.65
rs174547	FADS1	LDLR	0.017	3.1×10^{-8}	0.0030	0.32
rs174548	FADS1	SREBF2	0.013	5.1×10^{-7}	-2.40E-05	0.99
rs174548	FADS2	SREBF2	0.013	5.1×10^{-7}	-0.0015	0.64
rs174548	FADS1	LDLR	0.017	1.1×10^{-7}	0.0015	0.63
rs174548	FADS2	LDLR	0.017	1.1×10^{-7}	-0.0045	0.27

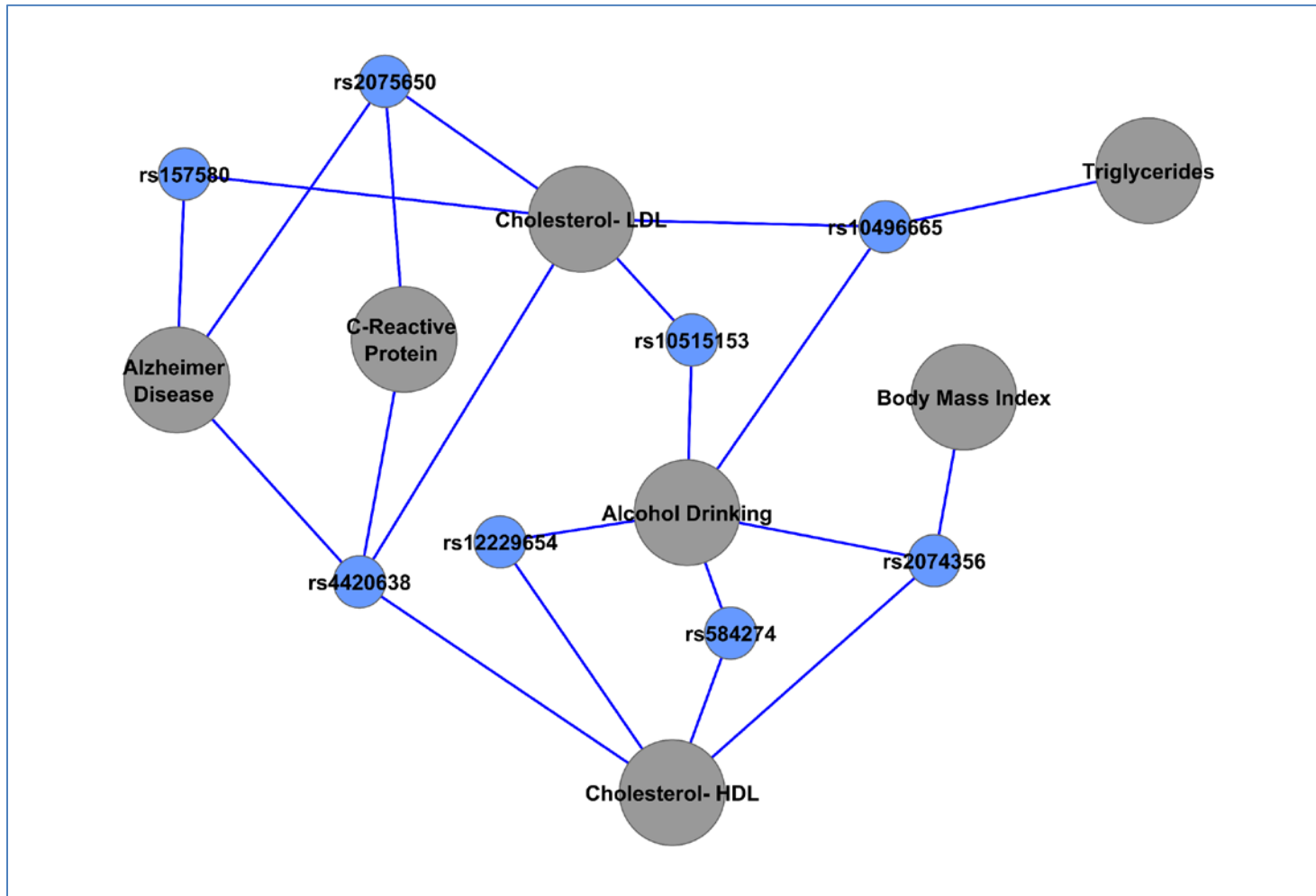
Supplementary Figure 1. CVD phenotype network by sharing GWAS SNP or their proxy SNP

Two traits are connected if they share the same GWAS SNP or a proxy SNP in high LD ($r^2 > 0.8$) with the index SNP. Gray dots denote the CVD traits. Red dots denote the gene annotated to the SNP locus.



Supplementary Figure 3. Alcohol drinking and CVD traits connected by sharing GWAS SNPs

Alcohol drinking shared many SNPs with HDL cholesterol, LDL cholesterol, Triglycerides and BMI. Gray nodes represent alcohol drinking or CVD traits. Blue nodes represent SNPs shared between different traits.



Supplementary Figure 4. CVD eQTL network

Gray nodes represent CVD traits. Blue nodes represent SNPs associated with CVD traits in GWAS. Orange nodes represent genes expression associated with SNP variants in FHS participants. Gray edges represent SNP-trait associations. Red edges represent *cis*-associations between SNPs and gene expressions. Green edges represent *trans*-associations between SNPs and gene expressions.

